

HOMELAND DEFENSE/  
NEIGHBORHOOD IMPROVEMENT  
BOND OVERSIGHT BOARD  
AGENDA

3-22-05 – 6:00 P.M.  
CITY OF MIAMI  
CITY HALL – CHAMBERS  
3500 Pan American Drive  
MIAMI, FLORIDA 33133

---

I. **APPROVAL OF THE AMENDED MINUTES OF THE MEETING OF JANUARY 25, 2005 AND THE MINUTES OF THE MEETING OF FEBRUARY 22, 2005.**

II. **NEW BUSINESS:**

A. **AUDIT COMMITTEE REPORT:**

- Playground Equipment at Riverside Park.
- Additional Funding for Site Improvements at Belafonte Tacolcy Park.
- Initial Grant to Miami Art Museum for Development of a Fine Arts Museum Facility in Bicentennial Park.
- Grapeland Heights Park Ballfield Complex - Design Build Contract.
- Robert King High Park Soccer Field Project.
- S.W. 10<sup>th</sup> Street Road Project.
- Glen Royal Parkway Project.
- Model City Beautification Project.
- Downtown Infrastructure Street Phase I.
- Miami River Greenways – Segments A, E1 & F.
- Design Services for NE 2<sup>nd</sup> Avenue Improvements.
- Design Services for West Model City / Floral Park Improvements.
- Design Services for Buena Vista Heights Improvements.
- Design Services for Virginia Key Beach Park Circulation Road & Parking Improvements.
- Design Services for Kinloch Storm Sewer Improvements.
- Design Services for Tamiami Storm Sewer Improvements.
- Design Services for Fairlawn Storm Sewer Improvements Phase III.
- Increase in Compensation to HDR, Inc. for Program Management Services for the Capital Improvement Plan Implementation.

**UPDATES:**

1. Fire-Rescue Homeland Defense Preparedness Initiatives.
2. Application for the Pan American Seaplane Terminal Historical & Structural Rehabilitation Grant.
3. N.W. 14<sup>th</sup> Street Improvements Project.
4. Grand Avenue Improvements Project.
5. Lummus Landing Project.

**III. CHAIRPERSON'S OPEN AGENDA:**

**IV. ADDITIONAL ITEMS:**

# **HOMELAND DEFENSE/NEIGHBORHOOD IMPROVEMENT BOND OVERSIGHT BOARD AMENDED MINUTES**

**1-25-05 - 6:00 P.M.  
City Hall Chambers  
3500 Pan American Drive  
MIAMI, FLORIDA 33133**

---

The meeting was called to order at 6:16 p.m., with the following members found to be **present**:

Rolando Aedo (left at 8 p.m.)  
Kay Hancock Apfel  
Eileen Broton  
Luis de Rosa  
Jason Manowitz  
Manolo Reyes (Vice Chairman)  
Gary Reshefsky (came in at 6:20 p.m.)  
David E. Marko (came in at 6:21 p.m.)  
Jami Reyes (came in at 6:26 p.m.)  
Luis Cabrera (came in at 6:30 p.m.)

**Absent**:

Ringo Cayard  
Mariano Cruz (came in at 7:16 p.m.)  
Robert A. Flanders (Chairman)  
Walter Harvey  
Albena Sumner

**ALSO PRESENT:** Rafael O. Diaz, Assistant City Attorney  
Mary Conway, Director, CIP Department  
Jorge Cano, CIP Deputy Director  
Danette Perez, CIP Department  
Zimri Prendes, CIP Department  
Ed Blanco, Parks and Recreation  
Juan Ordonez, CIP Department  
Andre Bryan, CIP Department  
Sandra Vega, CIP Department  
Sylvia Scheider, City Clerk's Office

Prior to having full quorum, the board convened unofficially to hear scheduled updates.

**UPDATES:**

1. Flo Jo Monument at Curtis Park. Ed Blanco reported that this project was finished about six months ago and provided photographs.
2. New Playground Equipment at Curtis Park. Ed Blanco reported that this project was recently completed and provided photographs.

3. Site Furnishings at Curtis Park. Ed Blanco reported that this project was recently completed and provided photographs.
4. Replacement of Monument at Bay of Pigs Park. Ed Blanco reported that project is expected to be completed by next week.
5. Replat Project at Gibson Park. Ed Blanco reported that this project was terminated. Will pursue another process, not a replat.
6. Site Furnishings at Williams Park. Ed Blanco reported that this project was recently started and is about 20% complete. Will update the board in six months.
7. Site Furnishings at Jose Marti Park. Ed Blanco reported the vita course is not completed; it's about 90% done. Will come back with another update.
8. Water Playground at Juan Pablo Duarte Park. Ed Blanco reported that the permits were just obtained and the site is being prepared to begin construction. The playground is planned adjacent to the recreation building on the western side of the park.
9. Playground/Wooden Deck at Jose Marti Park. Ed Blanco provided a sample of the deck (wood composite) and reported that the project was basically completed.
10. Court Upgrades at Kinloch Park. Ed Blanco reported that this project is completed and provided photographs.
11. Court Upgrades at Hadley Park. Ed Blanco reported that this project is completed and provided photographs.
12. Building Improvements/Roof at Belafonte Tacolcy Park. Ed Blanco reported that this project is completed, but did not provide photographs because that involved struts and other parts of the roof.
13. Irrigation at Belafonte Tacolcy Park. Ed Blanco reported that this project is completed.

At 6:21 p.m., quorum was reached and the official meeting began.

I. APPROVAL OF THE MINUTES OF THE MEETING OF DECEMBER 14, 2004.

HD/NIB MOTION 05-1

A MOTION TO APPROVE THE MINUTES OF THE MEETING OF DECEMBER 14, 2004.

MOVED: M. REYES

SECONDED: K. APFEL

ABSENT: R. Cayard, R. Flanders, W. Harvey, A. Sumner, L. Cabrera, M. Cruz, J. Reyes

Note for the Record: Motion passed by unanimous vote of all Board Members present.



II. **NEW BUSINESS:**

**AUDIT COMMITTEE REPORT:**

• **Orange Bowl 2003 Structural Repairs – Third Amendment.**

TOTAL DOLLAR AMOUNT: \_\$3,318,818 (16 million allocated; estimated current balance is \$8,196,072)

SOURCE OF FUNDS: Homeland Defense /Orange Bowl Stadium Ramps/Improvements & Structural Repairs

DESCRIPTION OF PROJECT: Removal and replacement of approximately 9,400 SF of concrete deck at the 36'-0" Elevation North and South concourse of the Stadium, including structural framing and security fencing. Removal and replacement of approximately 6,000 SF of the metal stand of the lower bowl of the stadium. Repair of 32 raker beams at the lower bowl of the stadium.

HD/NIB MOTION 05-2

A MOTION TO APPROVE THE AUDIT COMMITTEE'S RECOMMENDATION TO FUND THE ORANGE BOWL 2003 STRUCTURAL REPAIRS, THIRD AMENDMENT.

MOVED: R. AEDO

SECONDED: L. DE ROSA

ABSENT: R. Cayard, R. Flanders, W. Harvey, A. Sumner, L. Cabrera, M. Cruz,

Note for the Record: Motion passed by unanimous vote of all Board Members present.

• **Belafonte Tacolcy Park – Site Improvements (Footsteps of Freedom).**

TOTAL DOLLAR AMOUNT: \_\$33,200 (\$5,000,000 allocated, estimated current balance is \$2,318,655)

SOURCE OF FUNDS: District 5- Quality of life

DESCRIPTION OF PROJECT: Scope consists of the furnishing of all labor, materials and equipment to perform primarily the following: **Schematic Design:** Design an Artwalk (Footsteps of Freedom) with participation from the local area children. Design the landscaping of the green areas located in the north courtyard and along the back of sidewalk of 62 Street. Provide lighting suggestions to illuminate the existing and future murals at the Tacolcy Center. **Final Plans and Construction:** Pressure clean all pavers in the North Courtyard, Remove pavers and add sand to level surface. Install new and existing pavers to create a new pattern in the courtyard. Paint a few small areas of the exterior wall of the Henderson building to match surroundings areas. Install a new landscape lighting system, which new lighting fixtures will be placed in the planters.

HD/NIB MOTION 05-3

A MOTION TO APPROVE THE AUDIT COMMITTEE'S RECOMMENDATION TO FUND THE BELAFONTE TACOLCY PARK SITE IMPROVEMENTS PROJECT (FOOTSTEPS OF FREEDOM).

MOVED: L. DE ROSA  
SECONDED: J. REYES  
ABSENT: R. Cayard, R. Flanders, W. Harvey, A. Sumner, M. Cruz,  
Note for the Record: Motion passed by unanimous vote of all Board Members present.

• **Shenandoah Park Improvements - Phase I.**

TOTAL DOLLAR AMOUNT: \_\$181,150 (\$1,35 Million allocated; estimated current balance is \$968,850)

SOURCE OF FUNDS: Neighborhood Park Improvements & Acquisitions\_

DESCRIPTION OF PROJECT: \_ Phase I scope is as follows: Site Work (parking lot), tennis court fencing, drainage installation, and installation of bollards of work

Jorge Cano reported that the scope of work of the Shenandoah Park changed due to the community changing its mind about wanting a daycare center. The City had already spent \$73,000 for a consultant for the daycare center.

Direction to the Administration by Manolo Reyes to develop a method to obtain the community's input to proposed projects prior to expenses being incurred on the proposals. Jason Manowitz stated that he, as a member of the area homeowners association, is not aware of the proposals for Shenandoah Park and requested to see the master plan for both Shenandoah Park and Bryan Park and find out if the information on the daycare center could be used still.

A motion was made by David Marko, seconded by Luis De Rosa, to table the Shenandoah Park Improvements Phase I, only proceeding with the drainage portion of said project. The **motion failed** by the following vote:

AYES: D. Marko, L. Cabrera, J. Manowitz

NOES: R. Aedo, K. Apfel, M. Cruz, L. De Rosa, G. Reshefsky, J. Reyes, M. Reyes, E. Broton

HD/NIB MOTION 05-4

A MOTION TO APPROVE THE AUDIT COMMITTEE'S RECOMMENDATION TO FUND THE SHENANDOAH PARK IMPROVEMENTS PROJECT, PHASE I, WITH THE UNDERSTANDING THAT THE ADMINISTRATION WILL ATTEND THE SHENANDOAH HOMEOWNERS ASSOCIATION'S MEETING SCHEDULED FOR JANUARY 31<sup>ST</sup> TO EXPLAIN THE SCOPE OF THE PROJECT; FURTHER DIRECTING THE ADMINISTRATION TO COME BACK BEFORE THE HOMELAND DEFENSE BOARD WITH A REPORT ON THIS MATTER, INCLUDING RECORDS OF PREVIOUS MEETINGS WITH THE COMMUNITY; AND FURTHER STIPULATING THAT AN APPROVAL BE OBTAINED FROM THE

Meeting of January 25, 2005

4

Revised: words underlined are added. Words stricken are deleted.

COMMISSIONER REGALADO'S OFFICE WHO IS A SPOKESPERSON FOR THE COMMUNITY.

MOVED: L. DE ROSA  
SECONDED: R. AEDO  
NOES: D. MARKO, L. CABRERA, J. MANOWITZ  
ABSENT: R. Cayard, R. Flanders, W. Harvey, A. Sumner  
Note for the Record: Motion passed by unanimous vote of all Board Members present.

Direction to the Administration by Gary Reshefsky to include a line item on tracking sheets to show if item had been screened by the Commissioner and/or the community in any way for all projects.

- **Bicentennial Park Shoreline Stabilization Phase II (construction).**

TOTAL DOLLAR AMOUNT: \$3,372,619 (additional funding will be swap into account)

SOURCE OF FUNDS: Bicentennial Park Improvements

DESCRIPTION OF PROJECT: The project consists of the furnishing of all labor, materials and equipment for the shoreline stabilization of approximately 700 LF of failing seawall. The project includes site preparation, demolition, backfill, riprap placement, filler aggregate lime rock fill, steel sheet piling, relocation and Manatee protection.

- **Bicentennial Park Shoreline Stabilization Phase III (design).**

TOTAL DOLLAR AMOUNT: \$296,000 (additional funding will be swapped into account)

SOURCE OF FUNDS: Bicentennial Park Improvements

DESCRIPTION OF PROJECT: Scope is including the cost of the design phase only.

HD/NIB MOTION 05-5

A MOTION TO APPROVE THE AUDIT COMMITTEE'S RECOMMENDATION TO FUND (1) THE BICENTENNIAL PARK SHORELINE STABILIZATION PHASE II (CONSTRUCTION) PROJECT AND (2) THE BICENTENNIAL PARK SHORELINE STABILIZATION PHASE III (DESIGN) PROJECT.

MOVED: M. CRUZ  
SECONDED: L. CABRERA  
ABSENT: R. Cayard, R. Flanders, W. Harvey, A. Sumner, ~~M. Cruz~~,  
Note for the Record: Motion passed by unanimous vote of all Board Members present.

- **Williams Park Site Furnishings.**

TOTAL DOLLAR AMOUNT: \_\$92,000 (\$1.35 million allocated; estimated current balance is \$961,000.)

SOURCE OF FUNDS:      HDNI Bonds - Neighborhood Park Improvements & Acquisitions and Safe Neighborhood Park Bond

DESCRIPTION OF PROJECT: Project scope includes: One (1) 24'x55' Shelter (for seating), One(1) 14'x14' Shelter (for grills), 5,200 square feet of brick pavers, two(2) Texas Grills, Twelve (12) 72' Concrete Picnic Tables, Four(4) 82' Concrete Wheelchair Picnic Tables, Eight(8) 24' Square concrete receptacles

HD/NIB MOTION 05-6

A MOTION TO APPROVE THE AUDIT COMMITTEE'S RECOMMENDATION TO FUND THE WILLIAMS PARK SITE FURNISHINGS PROJECT.

MOVED: E. BROTON

SECONDED: D. MARKO

ABSENT: R. Cayard, R. Flanders, W. Harvey, A. Sumner, ~~M. Cruz~~,

Note for the Record: Motion passed by unanimous vote of all Board Members present.

• **Progress Report on Contract Negotiations for Grapeland Park, Little Haiti Park, Little Haiti Park Cultural Campus and Jose Marti Park Gymnasium.**

Mary Conway gave a detailed status report and stated that it is not expected to have any further increases. Negotiations continue, as well as audits. Will come back before the board with more specific information and will bring consultants to answer board questions. In an effort to deliver capital projects as quickly and cost effective as possible, the City piggy backed on a City of Miami Beach contract and other governmental contracts which were competitively bid. Expediency is of major importance with the City's ability to bond for future capital projects. No one person was to blame in leading to emergency situation; multiple people representing different departments were involved.

**III. CHAIRPERSON'S OPEN AGENDA:**

- Project Analysis Form Overview – Jorge Cano.

**IV. ADDITIONAL ITEMS:**

**The meeting adjourned at 8:12 p.m.**

# HOMELAND DEFENSE/NEIGHBORHOOD IMPROVEMENT BOND OVERSIGHT BOARD MINUTES

**2-22-05 – 6:00 P.M.  
CITY OF MIAMI  
CITY HALL – CHAMBERS  
3500 Pan American Drive  
MIAMI, FLORIDA 33133**

---

The meeting was called to order at 6:11 p.m., with the following members found to be

**present:**

Rolando Aedo  
Eileen Broton  
Robert A. Flanders (Chairman)  
Walter Harvey  
Jason Manowitz  
Gary Reshefsky  
Manolo Reyes (Vice Chairman)  
Kay Hancock Apfel (left at 9:30 p.m.)  
Ringo Cayard (arrived at 7:27 p.m.)  
Mariano Cruz (arrived at 6:42 p.m.)  
Luis de Rosa (arrived at 6:47 p.m.)  
David E. Marko (arrived 6:13 p.m. and left 8:42 p.m.)  
Albena Sumner (left at 7:50 p.m.)

**Absent:**

Luis Cabrera  
Jami Reyes

**ALSO PRESENT:**

Honorable Vice Chairman Angel Gonzalez  
Joe Arriola, City Manager  
Ilene Temchin, Assistant City Attorney  
Alicia Cuervo Schreiber, Chief of Operations  
Mary Conway, Director, CIP Department  
Jorge Cano, CIP Deputy Director  
Danette Perez, CIP Department  
Carmen Sanchez, Planning Department  
Enrique Nunez, Planning Department  
Madeline Valdes, Economic Development  
Daniel Newhoff, Conferences, Conventions & Public Facilities  
Stephen Bogner, Conferences, Conventions & Public Facilities  
Marva Wiley, Model City Revitalization District Trust  
Kevin Brown, CIP Department  
Cary Rea, CIP Department  
Sylvia Scheider, City Clerk's Office

I. **APPROVAL OF THE MINUTES OF THE MEETING OF JANUARY 25, 2005.**

HD/NIB MOTION 05-7

A MOTION TO APPROVE THE MINUTES OF THE MEETING OF JANUARY 25, 2005 WITH CERTAIN CORRECTIONS (to view corrections see revised minutes of January 25, 2005 with underlined words added and struck out words deleted).

MOVED: J. MANOWITZ

SECONDED: M. REYES

ABSENT: R. Cayard, L. Cabrera, M. Cruz, L De Rosa, D. Marko, J. Reyes

Note for the Record: Motion passed by unanimous vote of all Board Members present.

II. **NEW BUSINESS:**

A. Quarterly Status Report of all Projects funded with H.D.N.I. Bonds. Jorge Cano, CIP Deputy Director, handed out a written report and stated that program to date expenditures total \$28.7 million of first series funds, \$100 million are under contract or in contract negotiations. City is negotiating \$45 million in job order contracts. Gibson Park, Black Police Precinct, Belafonte Tacolcy improvements, Shenandoah Park and Police headquarter locker rooms are under construction. It's anticipated that by August 2005, the City will have spent or under contract more than \$130 million. Police training facility is going through conceptual design stage. Fire Station 11 is moving forward. Parks and recreation has expenditures over \$20 million. Waterfront improvement projects there are ten active and completed projects. Structural improvements to Orange Bowl stadium have cost nearly \$8 million. Streets and drainage projects are progressing. Quality of Life projects are mostly right-of-way improvements, traffic calming, sidewalks, curbs. Robert Flanders requested that a press release be done to encapsulate this report. Manolo Reyes asked why the water mitigation project in Flagami is taking so long. Jorge Cano explained pump stations were being bided, which would serve the most critical areas. Mary Conway explained that contracting difficulties had slowed project and that a philosophical shift in administration had taken place in that originally the plan was to make pump station improvements but not repave the whole street, fix broken sidewalks, not address American with Disabilities Act deficiencies. A business decision was made to add those elements to the project, which created a time lag.

B. **AUDIT COMMITTEE REPORT:**

- Professional Services Agreement for Orange Bowl Stadium.

TOTAL DOLLAR AMOUNT: \$6,000,000 (not to exceed)

SOURCE OF FUNDS: Orange Bowl Ramps/Improvements & Structural Repairs

DESCRIPTION OF PROJECT: Scope includes the request to utilize Hammes Company Sports, Inc. to oversee Program Management, Project Management and Construction Management of the following improvements as an extension to City staff resource: Expansion of premium seating to

provide additional and outdoor club seating. Expansion of the press box. Provision of an upper deck concourse surrounding the stadium to improve patron access and circulation. Improved handicapped access to stadium seating. Expanded and more convenient concession facilities that can be accessed both pre- and during game events. Expanded and more convenient restrooms facilities that can be accessed both pre- and during game events. Improved ramp and elevator access to the upper concourse facilities and enhanced exterior stadium aesthetics.

#### HD/NIB MOTION 05-8

A MOTION TO APPROVE THE AUDIT COMMITTEE'S RECOMMENDATION TO FUND THE PROFESSIONAL SERVICES AGREEMENT FOR ORANGE BOWL STADIUM PROJECT.

MOVED: G. RESHEFSKY  
SECONDED: M. REYES  
ABSENT: R. Cayard, L. Cabrera, J. Reyes

Note for the Record: Motion passed by unanimous vote of all Board Members present.

- Professional Services Work Order for Jose Marti Park Gym.

TOTAL DOLLAR AMOUNT: \$580,828 (5 Million for 2<sup>nd</sup> Series-\$700,000 swapped for 1<sup>st</sup> Series, estimated balance is \$119,172)

SOURCE OF FUNDS: CIP# 333142-Jose Marti/East Little Havana Parks Expansion

DESCRIPTION OF PROJECT: Scope is for the purpose of executing and issue a Work Order for the comprehensive design (actual permitted drawings) of the Jose Marti Gym (B-35857 to Zyscovich, Inc. as lead consultant.

#### HD/NIB MOTION 05-9

A MOTION TO APPROVE THE AUDIT COMMITTEE'S RECOMMENDATION TO FUND THE PROFESSIONAL SERVICES WORK ORDER FOR JOSE MARTI PARK GYM PROJECT.

MOVED: M. REYES  
SECONDED: M. CRUZ  
ABSENT: R. Cayard, L. Cabrera, J. Reyes

Note for the Record: Motion passed by unanimous vote of all Board Members present.

- Professional Services Work Order for Little Haiti Park Cultural Component.

TOTAL DOLLAR AMOUNT: \$1,080,000 (\$20 Million in first Series, total \$25 Million; current estimated balance is \$12,102,068)

SOURCE OF FUNDS: HDNI Bonds - Little Haiti Park Land Acquisition & Development

DESCRIPTION OF PROJECT: Scope is for the purpose of executing and issue a Work Order for the comprehensive design (actual permitted drawings) of the Little Haiti Park Recreational Component to Zyscovich, Inc. as lead consultant.

#### HD/NIB MOTION 05-10

A MOTION TO APPROVE THE AUDIT COMMITTEE'S RECOMMENDATION TO FUND THE PROFESSIONAL SERVICES WORK ORDER FOR LITTLE HAITI PARK CULTURAL COMPONENT.

MOVED: L. DE ROSA  
SECONDED: K. HANCOCK APFEL  
ABSENT: R. Cayard, L. Cabrera, J. Reyes  
Note for the Record: Motion passed by unanimous vote of all Board Members present.

- Professional Services Agreement for Bicentennial Park "Museum Park" Master Plan.

TOTAL DOLLAR AMOUNT: \$1.4 Million (Allocated \$650,000 to each Museum account as per Summary Report dated 1/24/05)

SOURCE OF FUNDS: CIP#333143-Museum of Science/CIP#333144-Miami Art Museum

DESCRIPTION OF PROJECT: Scope is for the purpose of executing a negotiated Professional Services Agreement (PSA) with Cooper, Robertson and Partners pursuant to Request for Qualifications (RFQ) NO. 03-04-022 to provide a Master Plan for Museum of Science (B30169) and Miami Art Museum (B30170) known as Bicentennial Park "Museum Park".

#### HD/NIB MOTION 05-11

A MOTION TO APPROVE THE AUDIT COMMITTEE'S RECOMMENDATION TO FUND THE PROFESSIONAL SERVICES AGREEMENT FOR BICENTENNIAL PARK "MUSEUM PARK" MASTER PLAN.

MOVED: L. DE ROSA  
SECONDED: M. CRUZ  
ABSENT: L. Cabrera, J. Reyes  
Note for the Record: Motion passed by unanimous vote of all Board Members present.

- Elizabeth Virrick Park Community Center & Gymnasium Repairs.

TOTAL DOLLAR AMOUNT: \$424,322

SOURCE OF FUNDS: Homeland Defense/Neighborhood Improvement Bond-Interest

DESCRIPTION OF PROJECT: Scope includes removing Travertine Marble from the top of the first floor tie beam to the decorative foam molding. Provide waterproofing and new texture stucco. Repair front entrance tie-beam stucco. Manufacture and install aluminum cap for all parapet walls. Remove expansion joint material at all lower-level travertine tiles and re-install to match color of stone. Repair water damage at interior walls at basketball hoop brackets. Repair scoreboard at Southeast corner and repair water leak at window. Paint all repair areas as needed. Repair sections of gym flooring that are delaminating. Provide acoustical panels at ceiling for noise control. Provide protective gymnasium floor cover and handling system. Repair mosaic tiles at entrance wall.



HD/NIB MOTION 05-12

A MOTION TO APPROVE THE AUDIT COMMITTEE'S RECOMMENDATION TO FUND THE ELIZABETH VIRRICK PARK COMMUNITY CENTER AND GYMNASIUM REPAIRS PROJECT.

MOVED: M. REYES  
SECONDED: W. HARVEY  
ABSENT: L. Cabrera, J. Reyes

Note for the Record: Motion passed by unanimous vote of all Board Members present.

- 1501 SW 9 Street – Parking Lot Construction. – Revision to Original Scope.

ADDITIONAL FUNDS REQUESTED: \$71,621

SOURCE OF FUNDS: H.D.N.I. Bonds – Calle Ocho Improvements

DESCRIPTION OF PROJECT: Scope includes the furnishing of labor, materials and equipment to build a new parking lot to include the following features: site work, drainage, fencing, landscaping, irrigation and electrical.

HD/NIB MOTION 05-13

A MOTION TO APPROVE THE AUDIT COMMITTEE'S RECOMMENDATION FOR ADDITIONAL FUNDING FOR THE CONSTRUCTION OF A PARKING LOT PROPOSED AT 1501 S.W. 9 STREET (BEHIND TOWER THEATER).

MOVED: G. RESHEFSKY  
SECONDED: M. REYES  
ABSENT: L. Cabrera, J. Reyes, A. Sumner

Note for the Record: Motion passed by unanimous vote of all Board Members present.

**UPDATES:**

**1. FEC Corridor Initiatives.**

Carmen Sanchez, Planning Department, reported that the regulating plan and economic development component and transportation piece are still pending. This function is now absorbed by the Miami 21 project. Another status report will be given after discussion with the Commissioner of area.

**2. Model City Trust – Replacement of HOME Investment Partnership Funds.**

Marva Wiley, President of Model City Community Revitalization District Trust, reported that a total of \$3,615,000 has been approved by the HD/NIB board for retrospective and current acquisition. There is a balance of \$1,020,000 remaining currently. Following is a list of projects proposed to be funded with the balance of funds:

- Trust has been successful in receiving other grants, some of them to remediate brownsvilles (contaminated lands). Some of the HD/NIB funds are to be used as matching funds for remediation of contaminated lands.
- A second priority for the Trust is addressing the digital divide by implementing a hot zone to create the opportunity for residents of the area to have access to the internet.
- Lastly, infrastructure improvements will be addressed.

Ms. Wiley further stated that no one has moved into houses yet. The first priority of the Trust was to acquire all properties prior to beginning construction. The reason for this is once you construct houses, the value of area properties increases. Master plan was approved in 2004. There are 86 properties currently in the inventory; of that 26 are slated for single family homes. There are 16 houses ready for implementation. The past six months have been processing necessary permits.

### 3. Dinner Key Mooring Anchorage Field Project.

Steven Bogner, Marinas Manager, Department of Public Facilities, reported that: (1) the engineering and permitting consultant is in regular contact; (2) preparing to remove 11 derelict and sunken vessels from project area within the next 45 days and identifying additional vessels to be removed; (3) submitting applications for Florida Inland Navigation District for grant monies.

### 4. Dinner Key Marina Fuel Dock.

Steven Bogner, Marinas Manager, Department of Public Facilities, reported that permit approvals for fuel dock have been secured; construction phase of project has been put out to bid and responses are due March 22, 2005. The next step is the evaluation of proposals by the CIP Dept. and the approval of the contract by the City Commission.

### 5. Baywalk Improvements at One Miami Site.

Kevin Brown, CIP Dept., reported this walkway along the Miami River is expected to be completed by September or October 2005. Project includes art pieces and water fountain.

### 6. Neo Lofts Greenway Segment.

Kevin Brown, CIP Dept., reported that a pre-construction meeting took place on February 3<sup>rd</sup>. Notice to proceed with contract was issued on February 13<sup>th</sup>. Currently, contractor is acquiring necessary permits. Expecting construction to begin next week. Gary Reshefsky requested before and after photographs. Robert Flanders requested photographs be posted on the board website.

7. Environmental & Title Services for Little Haiti Park Parcel's 18, 60 & 61. Madeline Valdes, Dept. of Economic Development, reported that assessment report was provided to DERM and are awaiting results of its review. Attorney is working on title searches.

8. Summary of Environmental Issue for Little Haiti Park Parcels 60 & 61. Madeline Valdes, Dept. of Economic Development, reported that assessment report was provided to DERM and are awaiting results of its review.

9. Land Acquisition for Little Haiti Park Parcels 93 & 94. Madeline Valdes, Dept. of Economic Development, reported that the City is expected to close on those parcels on March 31<sup>st</sup>. There are still 23 trailers on site, 13 of them are currently on eviction, nine are owned by employees of the owner. Expected to close at end of March.

10. Little Haiti Park Land Acquisition & Development – Special Counsel for Legal Services. Madeline Valdes, Dept. of Economic Development, reported that special counsel was retained for eminent domain cases. Parcel No. 92 was successfully acquired. The remaining parcels are pending court hearings. Fund balance of \$165,000 left out of \$200,000 allocated by board.

### **III. CHAIRPERSON'S OPEN AGENDA:**

### **IV. ADDITIONAL ITEMS:**

Oral presentation made by Cary Sanchez-Rea regarding the design build packages for recreational components of Grapeland and Little Haiti Parks.

- Grapeland Park: Phase I will encompass full design of the entire facility, construction build out of the tournament fields, auxiliary pavilion for storage rooms, electrical systems, open press area, dugouts, batting cages and vita course and associated parking; phase II will encompass recreational facility, associated parking, and water park component. Commissioner Gonzalez and City Manager Joe Arriola spoke highly in favor of this project and urged the board's support when the item comes back for approval. Manolo Reyes suggested that revenues from concessions of this park should be reverted toward maintenance costs of the park. Mariano Cruz made a motion to accept this presentation, Luis De Rosa seconded. Mary Conway clarified that no board action was necessary. The presentation was for informational purposes only and the board would have a full detail presentation by staff at its March meeting.

- Little Haiti Park: is proposed for N.E. 2 Avenue corridor. Project is to include a 4,000 square foot structure for recreational facility, a 6,000 square foot retrofit structure of 1917 church, breezeway, playground, picnic area, domino park, soccer field, bleachers, equipment rooms, restrooms, concession areas, multi use field, vita course, and landscaping. Staff will come back to board with contracts for approval.

HD/NIB MOTION 05-14

A MOTION TO ADJOURN TODAY'S MEETING

MOVED: L. DE ROSA

SECONDED: M. CRUZ

ABSENT: L. Cabrera, J. Reyes, A. Sumner, D. Marko, K. Apfel

Note for the Record: Motion passed by unanimous vote of all Board Members present.



# DEPARTMENT OF CAPITAL IMPROVEMENTS

## PROJECT OVERVIEW FORM

1. DATE: 03/22/05 DISTRICT: 3  
 NAME OF PROJECT: RIVERSIDE PARK - PLAYGROUND EQUIPMENT  
 INITIATING DEPARTMENT/DIVISION: Parks & Recreation  
 INITIATING CONTACT PERSON/CONTACT NUMBER: Ed Blanco 305.416.1253  
 C.I.P. DEPARTMENT CONTACT: \_\_\_\_\_  
 RESOLUTION NUMBER: \_\_\_\_\_ CIP/PROJECT NUMBER: 331419  
 ADDITIONAL PROJECT NUMBER: B-75910

(IF APPLICABLE)

2. BUDGETARY INFORMATION: Are funds budgeted?  YES  NO If yes,  
 TOTAL DOLLAR AMOUNT: \$200,000 (\$192,000 will be used from HDNI only, balance from other source of fund)  
 SOURCE OF FUNDS: HDNI - Neighborhood Parks Improvements  
 ACCOUNT CODE(S): CIP # 331419

If grant funded, is there a City match requirement?  YES  NO  
 AMOUNT: \_\_\_\_\_ EXPIRATION DATE: \_\_\_\_\_  
 Are matching funds Budgeted?  YES  NO Account Code(s): \_\_\_\_\_  
 Estimated Operations and Maintenance Budget \_\_\_\_\_

### 3. SCOPE OF PROJECT:

Individuals / Departments who provided input: Ed Blanco 305.416.1253

DESCRIPTION OF PROJECT: Scope includes Excavation & Disposal of Fill, Demolition and Disposal of Existing Playground Equipment. 30 Cubic Yard Trash Container includes Dumping. 6' Temporary Chainlink Fencing priced Per Linear Foot. 2 Temporary 12' Wide Gates. 4" Compacted Stone Base #57. 2" Compacted Stone Base. Concrete Curbing. Pour in Place for 8' Fall Height (3-1/2" thickness). Park Structures Playground Equipment.

ADA Compliant?  YES  NO  N/A

Approved by Audit Committee?  YES  NO  N/A DATE APPROVED: 3/15/05  
 Approved by Bond Oversight Board?  YES  NO  N/A DATE APPROVED: 3/22/05  
 Approved by Commission?  YES  NO  N/A DATE APPROVED: \_\_\_\_\_  
 Community Mtg/Dist. Commissioner Approval?  YES  NO  N/A DATES: \_\_\_\_\_  
 Revisions to Original Scope?  YES  NO (If YES see Item 5 below)  
 Time Approval  6 months  12 months Date for next Oversight Board Update: \_\_\_\_\_

### 4. CONCEPTUAL COST ESTIMATE BREAKDOWN

Has a conceptual cost estimate been developed based upon the initial established scope?  YES  NO If yes, DESIGN COST: \_\_\_\_\_

CONSTRUCTION COST: \_\_\_\_\_

Is conceptual estimate within project budget?  YES  NO

If not, have additional funds been identified?  YES  NO

Source(s) of additional funds: \_\_\_\_\_

Approved by Commission?  YES  NO  N/A DATE APPROVED: \_\_\_\_\_

Approved by Bond Oversight Board?  YES  NO  N/A DATE APPROVED: \_\_\_\_\_

### 5. REVISIONS TO ORIGINAL SCOPE

Individuals / Departments who provided input: \_\_\_\_\_

Justifications for change: \_\_\_\_\_

Description of change: \_\_\_\_\_

Fiscal Impact  YES  NO HOW MUCH? \_\_\_\_\_

Have additional funds been identified?  YES  NO

Source(s) of additional funds: \_\_\_\_\_

Time impact \_\_\_\_\_

Approved by Commission?  YES  NO  N/A DATE APPROVED: \_\_\_\_\_

Approved by Bond Oversight Board?  YES  NO  N/A DATE APPROVED: \_\_\_\_\_

6. COMMENTS: Per Miami-Dade Bid # 4907-2/03-1

APPROVAL: *Meralo Lopez*  
BOND OVERSIGHT BOARD

DATE: 3/22/05

# AMERICAN PARK & PLAY

Playground and Recreational Products

American Park & Play, Inc.  
12356 Wiles Rd.  
Coral Springs, FL 33076  
Phone: 954/345-8238  
Fax: 954/345-8238

## QUOTE

Date	Quote #
01/05/05	AAAQ1259

**Sold To:** Miami, City of  
Jose Cerdan  
444 SW 2nd Avenue  
8th Floor  
Miami, FL 33130  
Miami - Dade  
Phone: 305-416-1304  
Fax: 305-416-2154

**Ship To:**  
  
Riverside Park  
  
Miami, FL  
  
Phone:  
Fax:

**TERMS OF SALE.** We submit this quotation as our offer to sell equipment to the buyer quoted to above. This is not an acknowledgment and no goods will be produced until all requirements are met as stated herein to the satisfaction of the seller. To accept this proposal, please sign, date and return with any other materials required. Once signed and accepted by seller, any changes must be submitted in writing and approved by seller. No goods may be returned without prior written consent of the seller.

Terms	AP&P Rep	P.O. Number	Ship Via
30 Days	Allen Cooke		

Part No.	Qty	Description	Unit Price	Ext. Price
SITE PREP	180	Excavation & Disposal Of Fill, Priced Per Cubic Yard	\$20.00	\$3,600.00
SITE PREP	1	Demolition and Disposal of Existing Playground Equipment (Custom Quote)	\$6,500.00	\$6,500.00
SITE PREP	5	30 Cubic Yard Trash Container, Includes Dumping (Custom Charge)	\$950.00	\$4,750.00
FENCING	480	6' Temporary Chainlink Fencing, Priced Per Linear Foot	\$4.00	\$1,920.00
FENCING	2	Temporary 12' Wide Gates	\$175.00	\$350.00
STONE BASE	5,800	4" Compacted Stone Base #57, Priced Per Square Foot	\$1.65	\$9,570.00
STONE BASE	5,800	2" Compacted Stone Base #57, Priced Per Square Foot	\$0.83	\$4,814.00
CONCRETE	240	Concrete Curbing	\$23.00	\$5,520.00
PIP	5,800	Pour-In-Place for 8' Fall Height (3-1/2" Total Thickness)	\$11.45	\$66,410.00
RP112212	1	Park Structures Playground Equipment, Drawing #RP112212	\$74,057.00	\$74,057.00
DISCOUNT	1	12% Discount On Park Structures Playground Equipment	-\$8,886.84	-\$8,886.84
FREIGHT	1	Freight for Park Structures Playground Equipment	\$0.00	\$0.00
INSTALL	1	35% Installation	\$25,919.95	\$25,919.95
INSTALL	1	3% Installation Upcharge For Installing In Coral Rock (Custom Charge)	\$2,221.71	\$2,221.71
CONTINGEN CY	1	Contingency	\$3,254.18	\$3,254.18
REBATE	1	Rebate To Miami-Dade County	\$0.00	\$0.00

Sub Total	\$200,000.00
Sales Tax	\$0.00
Shipping	\$0.00
<b>Total</b>	<b>\$200,000.00</b>

**PAYMENT TERMS.** No retainage and no holdbacks are allowed. In addition to the price stated herein, buyer agrees to pay the seller interest on accounts past due at a rate of 1.50% per month or the maximum allowable interest rate applicable by law, whichever is lower and all collection cost including attorneys' fees and other costs

**SPECIFICATIONS.** All equipment is per the manufacturer's specifications with standard colors. Please note that installation does not include any ground preparation, landscaping, horders or surface media such as sand, mulch, etc. unless stated. Also, we are not responsible for underground utilities, irrigation lines, etc., unless they have been marked and brought to our attention. American Park & Play, Inc. is not responsible for permits or their associated cost unless stated. American Park & Play, Inc. will provide necessary documents for permitting and will charge to the customer actual cost to obtain permits such as engineering, couriers, permit fees, etc.

**SHIPPING INFORMATION.** Shipping schedule is an estimate only. We will do our best to maintain timely schedules; we are not responsible for any cost or damages resulting from shipping delays. The Shipping Schedule does not include, nor are we responsible for, time in transit. Shipping charges do not include truck unloading.

**INSURANCE.** If General Liability Insurance is required, proof of insurance and / or ANI - additional named insured, must be requested upon the signing of this quote. If ANI insurance is not requested at the time this order is placed, American Park & Play, Inc. will not be held responsible for providing required insurances. When general liability insurance with ANI - additional named insured is required by the customer, there will be an additional \$200.00 fee added to the grand total of this quote if it has not already been included as a line item in the description section of this quote.

By signing this proposal, you agree to the above terms and will process accordingly.

Date   /  /  

Signature \_\_\_\_\_

Please Initial Below.

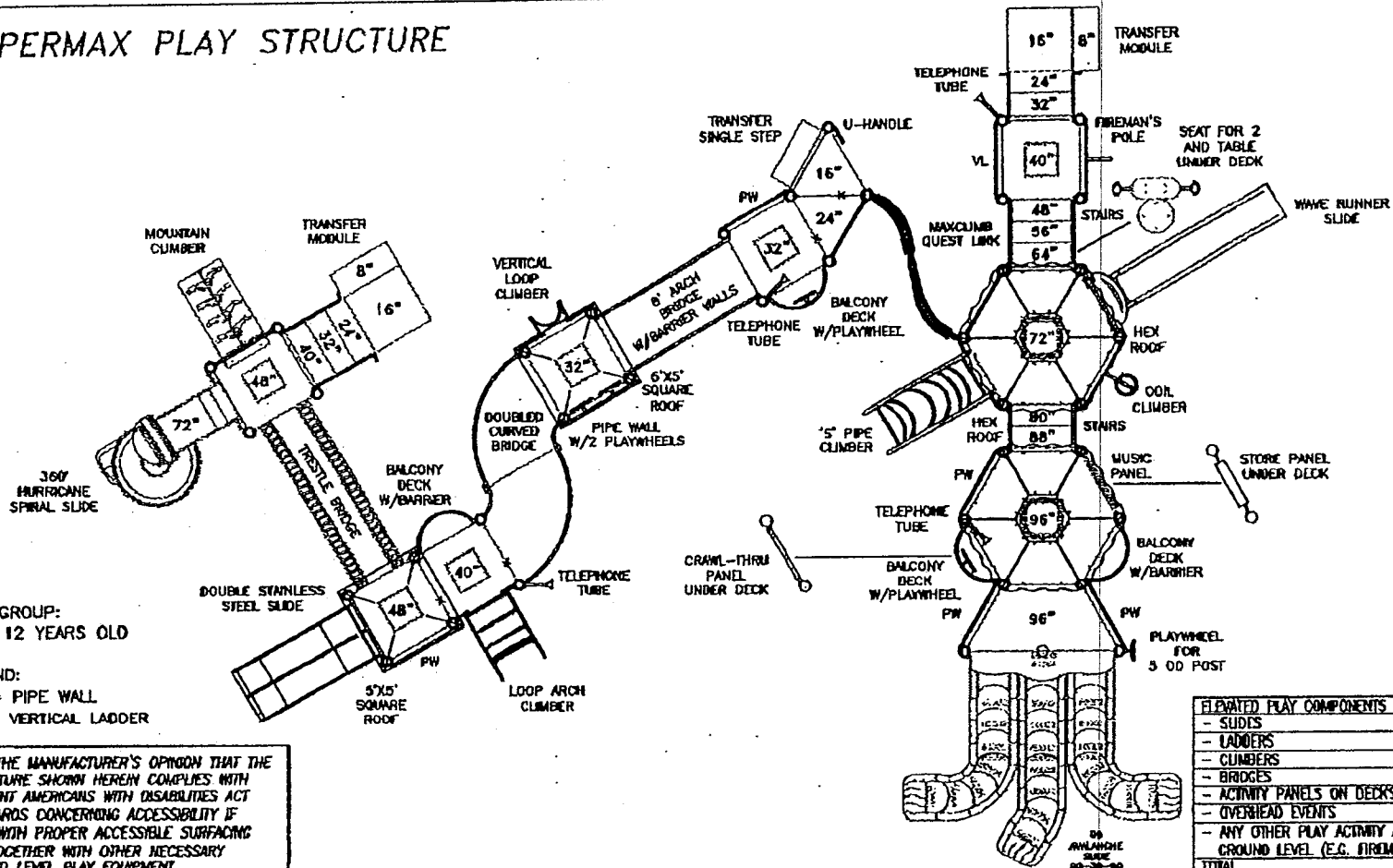
General Liability Insurance - ANI is required: YES \_\_\_\_\_ NO \_\_\_\_\_

Print Name \_\_\_\_\_

General Liability Insurance - Proof Only: YES \_\_\_\_\_ NO \_\_\_\_\_

Payment Due Net 30 Days  
Park Structures Drawing Number RP112212  
Priced Per Miami-Dade Bid #4907-2/03-1  
Proposal Expires 3/31/2006

# SUPERMAX PLAY STRUCTURE



AGE GROUP:  
5 - 12 YEARS OLD

LEGEND:  
PW = PIPE WALL  
VL = VERTICAL LADDER

IT IS THE MANUFACTURER'S OPINION THAT THE STRUCTURE SHOWN HEREIN COMPLEIES WITH CURRENT AMERICANS WITH DISABILITIES ACT STANDARDS CONCERNING ACCESSIBILITY IF USED WITH PROPER ACCESSIBLE SURFACING AND TOGETHER WITH OTHER NECESSARY GROUND LEVEL PLAY EQUIPMENT.

ELEVATED PLAY COMPONENTS	
- SLIDES	4
- LADDERS	1
- CLIMBERS	6
- BRIDGES	3
- ACTIVITY PANELS ON DECKS	4
- OVERHEAD EVENTS	0
- ANY OTHER PLAY ACTIVITY ABOVE GROUND LEVEL (E.G. FIREMAN'S POLE)	1
<b>TOTAL</b>	<b>19</b>

**park structures**  
430 Chestnut Street  
Chattanooga, TN 37402  
800-727-1907  
www.parkstructures.com

**IPEMA**  
INTERNATIONAL PLAY EQUIPMENT MANUFACTURERS ASSOCIATION  
MEMBER

PROJECT NAME  
**RIVERSIDE PARK  
CITY OF MIAMI**

DATE  
12/30/04

MANUFACTURER  
AMERICAN PARK & PLAY

ACTUAL SIZE  
45' x 61'-6"

MIN. AREA REQ'D  
59' x 73'-6"

REQUIREMENTS PROVIDED FOR ALL DECKS BRACED 8" OR 8" APART OR OVER 48" IN HEIGHT.

IMPORTANT:  
NEVER INSTALL PLAY EQUIPMENT OVER HARD, UNRESILIENT SURFACES SUCH AS ASPHALT, CONCRETE, OR COMPACTED EARTH. IT IS THE OWNER'S RESPONSIBILITY TO ENSURE THE "MINIMUM AREA REQ'D" CONTAINS AN APPROPRIATE AMOUNT OF RESILIENT MATERIAL TO CUSHION ACCIDENTAL FALLS.

SCALE: 3/16" = 1'-0"

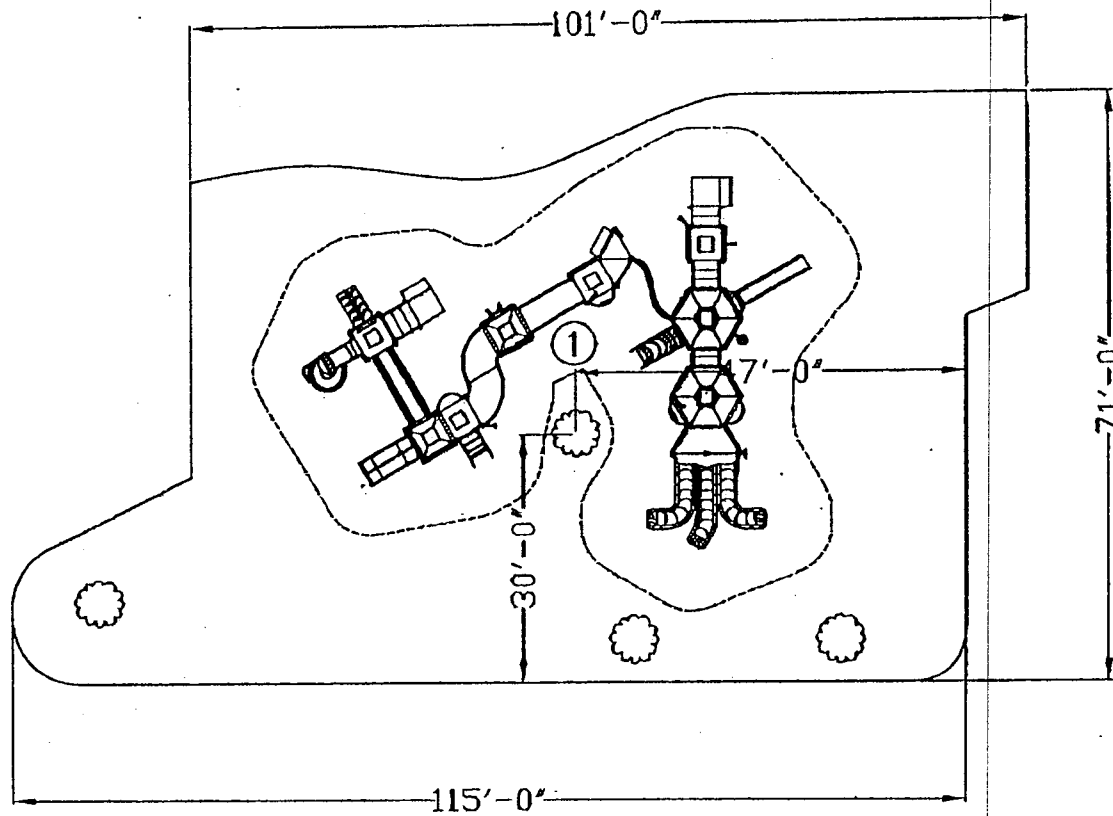
THIS DRAWING CAN BE SEALD ONLY WHEN IN AN 11"x17" FORMAT.

DESIGNED BY: A. BARN  
DRAWING NO.: RP112212





① #RP112212

SITE PLAN



SITE PLAN PROVIDED BY OTHERS

 430 Chestnut Street Chattanooga, TN 37402 800-727-1907 www.parkstructures.com		PROJECT NAME <b>RIVERSIDE PARK                  CITY OF MIAMI</b>	ACTUAL SIZE: AS SHOWN	IMPORTANT: NEVER INSTALL PLAY EQUIPMENT OVER HARD, UNRESILIENT SURFACES SUCH AS ASPHALT, CONCRETE, OR COMPACTED EARTH. IT IS THE OWNER'S RESPONSIBILITY TO ENSURE THE "MINIMUM AREA REQ'D" CONTAINS AN APPROPRIATE AMOUNT OF RESILIENT MATERIAL TO CUSHION ACCIDENTAL FALLS.	SCALE: 1/16" = 1'0"
		REP NAME AMERICAN PARK & PLAY	DATE 12/30/04		MIN. AREA REQ'D: AS SHOWN

ADA Accessibility Guideline (ADAAG) for structure #RP112212

Number of Elevated Components	19			
Number of Elevated Components Accessible by Ramp	0	Required	0	Provided
Number of Elevated Components Accessible by Transfer System	10	Required	19	Provided
Number of Ground Level Play Components	6	Required	6	Provided
Number of Different Types of Ground Level Play Components	3	Required	4	Provided



DEPARTMENT OF CAPITAL IMPROVEMENTS  
PROJECT OVERVIEW FORM

1. DATE: 1/25/05 ( Additional Funding for ) DISTRICT: 5  
NAME OF PROJECT: BELAFONTE TACOLCY PARK – SITE IMPROVEMENTS  
INITIATING DEPARTMENT/DIVISION: Capital Improvements  
INITIATING CONTACT PERSON/CONTACT NUMBER: Andre Bryan / 416-1211  
C.I.P. DEPARTMENT CONTACT: \_\_\_\_\_  
RESOLUTION NUMBER: \_\_\_\_\_ CIP/PROJECT NUMBER: 331419  
ADDITIONAL PROJECT NUMBER: B-35908

(IF APPLICABLE)

2. BUDGETARY INFORMATION: Are funds budgeted?  YES  NO If yes,  
TOTAL DOLLAR AMOUNT: \$33,200 (\$5,000,000 allocated, estimated current balance is \$2,318,655)  
SOURCE OF FUNDS: District 5- Quality of life  
ACCOUNT CODE(S): CIP # 311715  
If grant funded, is there a City match requirement?  YES  NO  
AMOUNT: \_\_\_\_\_ EXPIRATION DATE: \_\_\_\_\_  
Are matching funds Budgeted?  YES  NO Account Code(s): \_\_\_\_\_  
Estimated Operations and Maintenance Budget \_\_\_\_\_

3. SCOPE OF PROJECT:

Individuals / Departments who provided input: Ed Blanco / Parks & Recreation

DESCRIPTION OF PROJECT: Scope consists of the furnishing of all labor, materials and equipment to perform primarily the following: Schematic Design: Design an Artwalk (Footsteps of Freedom) with participation from the local area children. Design the landscaping of the green areas located in the north courtyard and along the back of sidewalk of 62 Street. Provide lighting suggestions to illuminate the existing and future murals at the Tacolcy Center. Final Plans and Construction: Pressure clean all pavers in the North Courtyard, Remove pavers and add sand to level surface. Install new and existing pavers to create a new pattern in the courtyard. Paint a few small areas of the exterior wall of the Henderson building to match surroundings areas. Install a new landscape lighting system, which new lighting fixtures will be placed in the planters.

ADA Compliant?  YES  NO  N/A

Approved by Audit Committee?  YES  NO  N/A DATE APPROVED: 1/19/05 & 3/15/05  
Approved by Bond Oversight Board?  YES  NO  N/A DATE APPROVED: 1/25/05  
Approved by Commission?  YES  NO  N/A DATE APPROVED: \_\_\_\_\_  
Revisions to Original Scope?  YES  NO (If YES see Item 5 below)  
Time Approval  6 months  12 months Date for next Oversight Board Update: \_\_\_\_\_

4. CONCEPTUAL COST ESTIMATE BREAKDOWN

Has a conceptual cost estimate been developed based upon the initial established scope?  YES  NO If yes,  
DESIGN COST: \_\_\_\_\_  
CONSTRUCTION COST: \_\_\_\_\_  
Is conceptual estimate within project budget?  YES  NO  
If not, have additional funds been identified?  YES  NO  
Source(s) of additional funds: \_\_\_\_\_

Approved by Commission?  YES  NO  N/A DATE APPROVED: \_\_\_\_\_  
Approved by Bond Oversight Board?  YES  NO  N/A DATE APPROVED: \_\_\_\_\_

5. REVISIONS TO ORIGINAL SCOPE

Individuals / Departments who provided input: Andre Bryan / Capital Improvements

Justifications for change: Previously Omitted.

Description of change: \$2,400 for additional Design Services for Brick Pavers in the South Courtyard.

Fiscal Impact  YES  NO HOW MUCH? \_\_\_\_\_  
Have additional funds been identified?  YES  NO  
Source(s) of additional funds: \_\_\_\_\_

Time impact \_\_\_\_\_  
Approved by Commission?  YES  NO  N/A DATE APPROVED: \_\_\_\_\_  
Approved by Bond Oversight Board?  YES  NO  N/A DATE APPROVED: \_\_\_\_\_

6. COMMENTS: The Bond Oversight Board previously approved \$30,000 on 4/27/04 from HDNI Belafonte Tacolcy Park Allocation (see attached minutes). Also, they will be coming back to Board for irrigation system repairs estimated at \$12,000. Funds will come from District 5-Quality of Life or Belafonte Tacolcy allocation money for the irrigation system that runs through Court Yard.

APPROVAL: Mando Seger DATE: 1/25/05  
BOND OVERSIGHT BOARD

Enclosures: Back-Up Materials  YES  NO



# PROJECT ANALYSIS FORM

Department of Capital Improvements

City of Miami

Date Prepared:	6/21/2004
Revised Date:	11/8/2004
Revised Date:	2/7/2005
Revised Date:	2/18/2005

<b>PROJECT NAME: BELAFONTE TACOLCY PARK SITE IMPROVEMENTS (FOOTSTEPS OF FREEDOM)</b>		
<b>ADDRESS / LOCATION:</b> 6161 NW 9 Avenue	<b>PROJECT No.:</b>	B-35908
<b>NET OFFICE:</b> Model City	<b>DISTRICT:</b>	D5
<b>CLIENT DEPT:</b> Economic Development	<b>EST. PROJECT COST:</b>	\$87,823
<b>CLIENT CONTACT:</b> Clarence Woods	<b>TEL.:</b> (305) 416-1427	<b>ALLOCATED FUNDS:</b> \$87,823
<b>PROJECT MANAGER:</b> André Bryan	<b>TEL.:</b> (305) 416-1211	<b>PROCUREMENT:</b> JOC
<b>CONSTR. MANAGER:</b> Roger Hatton	<b>TEL.:</b> (305) 416-1261	<b>PROJECT TEAM:</b> Vertical
<b>INSPECTOR / CEO:</b> Scott Pritchard	<b>TEL.:</b> (305) 416-1236	
<b>EST. DESIGN START:</b> 6/3/2004	<b>EST. BID ADV.:</b>	<b>EST. CONSTRUCTION START:</b> 12/16/2004
<b>EST. DESIGN END:</b> 12/15/2004	<b>EST. AWARD DATE:</b>	<b>EST. CONSTRUCTION END:</b> 4/30/2005

PRODUCTION PHASE		Percentage	
A.	Design Svcs. - Outside Consultant	Prime Consultant: <u>Kimley-Horn and Assoc.</u>	
1	Basic Fees:	27.9%	\$16,463
2	Additional Services:	4.1%	\$2,400
			<b>SUB-TOTAL: \$18,863</b>
B.	Design Svcs. - CIP		
1	In-house Basic Design Fee:	0.0%	\$0
2	In-house Additional Design Services:	0.0%	\$0
			<b>SUB-TOTAL: \$0</b>
C.	Production Management Services		
1	Prod. Mgmt. of Outside Consultant by CIP:	4.0%	\$2,358
2	Prod. Mgmt. of Outside Consultant by Industry Partner:	0.0%	\$0
			<b>SUB-TOTAL: \$2,358</b>
D.	Miscellaneous Services		
1	Survey:	Vendor:	
2	Re-plat:	Vendor:	
3	Geotechnical Testing:	Vendor:	
4	Utility Locations (Soft Digs):	Vendor:	
5	Asbestos Survey:	Vendor:	
6	Energy / HVAC Calculations:	Vendor:	
7	Phase I Environmental:	Vendor:	
8	Phase II Environmental:	Vendor:	
9	Structural Testing:	Vendor:	
10	Archeological Survey:	Vendor:	
11	Other:	Vendor:	
			<b>SUB-TOTAL: \$0</b>
E.	Special Fees / Assessments:		
1	DERM (Plans review, environmental permits, etc.):	Fee Waiver <input type="checkbox"/>	
2	Miami-Dade County Water and Sewer Department (Plan review)		
3	Florida Department of Environmental Protection (Permits):		
4	FDOT (Plans review, inspections, etc.):		
5	South Florida Water Management District (Permits):		
6	U.S. Army Corps of Engineers (Plans review, permits):		
7	HRS (Plans review, inspections, etc.):		
8	Other:		
			<b>SUB-TOTAL: \$0</b>
<b>PRODUCTION PHASE TOTAL:</b>			<b>\$21,221</b>
<b>CONSTRUCTION PHASE</b>			
F.	Construction:	JOC Contractor: <u>F.H. Paschen, S.N. Neilsen</u>	
1	Construction Estimate:		\$58,939
2	Contingency Allowance:	0.0%	\$0
3	Data & Telecommunication Systems (IT Dept.):		
4	Fixtures, Furniture and Equipment:		
5	WASA System Betterment:		
6	FPL Contribution-in-Aid-of Construction:		
7	Other:		
			<b>SUB-TOTAL: \$58,939</b>





PROJECT COST ESTIMATE

<b>PROJECT COST ESTIMATE</b>	<b>G City and other Gov't Agencies Permit Fees</b>		
	1	City of Miami Permits: Bldg. Dept. <input checked="" type="checkbox"/> Public Works <input checked="" type="checkbox"/>	
	2	Miami-Dade County Impact Fees:	
	3	Miami-Dade County Archeological Monitoring:	
	4	Other:	
	<b>SUB-TOTAL: \$0</b>		
	<b>CONSTRUCTION PHASE TOTAL: \$58,939</b>		
	<b>CONSTRUCTION ADMINISTRATION</b>		
	H	Construction Inspection Services - CIP:	3.0% \$1,768
	I	Construction Mgmt. - Industry Partner:	2.0% \$1,179
J	Construction Engineering Observer (CEO) - Industry Partner	0.0% \$0	
K	JOC Administration	4.0% \$2,358	
<b>CONSTRUCTION ADMINISTRATION TOTAL: \$5,305</b>			
<b>ADMINISTRATIVE EXPENSES</b>			
L	CIP Dept. (Mgmt./Budget/Procurement/Comm.):	3.0% \$1,768	
M	Industry Partner Program Mgmt. Support:	1.0% \$589	
<b>ADMINISTRATIVE EXPENSES TOTAL: \$2,358</b>			
<b>LAND ACQUISITION EXPENSES</b>			
N	Land Cost:		
O	Transaction Costs:	0.0% \$0	
<b>LAND ACQUISITION TOTAL: \$0</b>			
<b>GRAND TOTAL - ESTIMATED PROJECT COST: \$87,823</b>			

<b>PROJECT SCOPE</b>	The scope of the project consists of the following.	
	<b>SCHEMATIC DESIGN (consultant)</b>	
	1.	Design an Artwalk ("Footsteps of Freedom") with participation from the local area children. The proposed Artwalk will be located on the North courtyard of the Tacolcy Center, and the sidewalk along NW 62 Street that abuts the property.
	2.	Design the landscaping of the green areas located in the North courtyard and along the back of sidewalk (NW 62 Street).
	3.	Provide lighting suggestions to illuminate the existing and future murals at the Tacolcy Center.
	<b>FINAL PLANS AND CONSTRUCTION (consultant and contractor)</b>	
	4.	Pressure clean all the pavers in the North courtyard
	5.	<u>Remove the pavers. Add sand to the base to level the surface.</u>
	6.	<u>Install the new and existing pavers to create a new pattern in the North courtyard</u>
	7.	Paint a few small areas on the exterior wall of the Henderson building to match the surrounding areas
8.	Install a new landscape lighting system. The new light fixtures will be placed in the planters.	
9.	<u>Replace the irrigation system in the courtyard, planters and the landscape area that fronts NW 62 Street</u>	

<b>NOTES</b>	1.	No right-of-way work will be done under this project.
	2.	Negotiations with KDI, Kimley-Horn's subconsultant, resulted in the reduction of Kimley-horn's total fee from \$18,478 to \$16,465. The \$7,500 in the MD Empowerment Zone Funds will be used to pay for most of KDI's fee. Recently the continuation of the new paver system into the remainder of the courtyard was added to the scope. Kimley-Horn's fee for the additional work is \$2,400.

<b>FUND SOURCES</b>	<b>Fund:</b> Homeland Defense Fund	<b>CIP #</b> 331419	<b>Fiscal Year Available</b> 2004	<b>Amount:</b> \$32,400
	<b>Fund:</b> Miami-Dade Empowerment Zone Fund	<b>CIP #</b> —	2004	<b>Amount:</b> \$7,500
	<b>Fund:</b> Model City Infrs. Guaranteed Entitlement	<b>CIP #</b> 341126	2004	<b>Amount:</b> \$5,000
	<b>Fund:</b> District 5 - Quality of Life	<b>CIP #</b> 311715	2004	<b>Amount:</b> \$33,200
	<b>Fund:</b> LOGT	<b>CIP #</b> 341183	2005	<b>Amount:</b> \$9,723
	<b>Fund:</b>	<b>CIP #</b>		<b>Amount:</b>
	<b>TOTAL ALLOCATED AMOUNT: \$87,823</b>			

<b>VALIDATION</b>	Project Manager: <u>Andre Bryan</u>		Date: <u>2/18/2005</u>
	Sr. Project Manager: <u>Fernando Paiva</u>		Date: <u>2/18/05</u>
	Reviewed by: <u>Pilar Saenz</u> CIP Budget Administrator		Date: <u>2-22-05</u>
	Accepted by: <u>Laura Billberry</u> Director of the Client Department		Date: <u>2-22-05</u>



**PROJECT ANALYSIS FORM**  
 Department of Capital Improvements  
 City of Miami

Date Prepared:	6/21/2004
Revised Date:	10/20/2004
Revised Date:	11/8/2004
Revised Date:	12/6/2004

<b>PROJECT NAME: BELAFONTE TACOLCY PARK SITE IMPROVEMENTS (FOOTSTEPS OF FREEDOM)</b>		
ADDRESS / LOCATION: 6161 NW 9 Avenue	PROJECT No.:	B-35908
NET OFFICE: Model City	DISTRICT:	D5
CLIENT DEPT: Economic Development	EST. PROJECT COST:	\$75,700
CLIENT CONTACT: Clarence Woods	TEL.: (305) 416-1427	ALLOCATED FUNDS: \$75,700
PROJECT MANAGER: André Bryan	TEL.: (305) 416-1211	PROCUREMENT: JOC
CONSTR. MANAGER: Roger Hatton	TEL.: (305) 416-1261	PROJECT TEAM: Vertical
INSPECTOR / CEO: Andres McDonald	TEL.: (305) 416-1233	
EST. DESIGN START: 6/3/2004	EST. BID ADV.:	EST. CONSTRUCTION START: 12/20/2004
EST. DESIGN END: 12/15/2004	EST. AWARD DATE:	EST. CONSTRUCTION END: 1/28/2005

PRODUCTION PHASE		Percentage	
A. Design Svcs. - Outside Consultant		Prime Consultant: <u>Kimley-Horn and Assoc.</u>	
1	Basic Fees:	38.8%	\$18,865
2	Additional Services:	0.0%	\$0
		<b>SUB-TOTAL:</b>	<b>\$18,865</b>
B. Design Svcs. - CIP			
1	In-house Basic Design Fee:	0.0%	\$0
2	In-house Additional Design Services:	0.0%	\$0
		<b>SUB-TOTAL:</b>	<b>\$0</b>
C. Production Management Services			
1	Prod. Mgmt. of Outside Consultant by CIP:	4.0%	\$1,943
2	Prod. Mgmt. of Outside Consultant by Industry Partner:	0.0%	\$0
		<b>SUB-TOTAL:</b>	<b>\$1,943</b>
D. Miscellaneous Services			
1	Survey:	Vendor:	
2	Re-plat:	Vendor:	
3	Geotechnical Testing:	Vendor:	
4	Utility Locations (Soft Digs):	Vendor:	
5	Asbestos Survey:	Vendor:	
6	Energy / HVAC Calculations:	Vendor:	
7	Phase I Environmental:	Vendor:	
8	Phase II Environmental:	Vendor:	
9	Structural Testing:	Vendor:	
10	Archeological Survey:	Vendor:	
11	Other:	Vendor:	
		<b>SUB-TOTAL:</b>	<b>\$0</b>
E. Special Fees / Assessments:			
1	DERM (Plans review, environmental permits, etc.):	Fee Waiver <input type="checkbox"/>	
2	Miami-Dade County Water and Sewer Department (Plan review)		
3	Florida Department of Environmental Protection (Permits):		
4	FDOT (Plans review, inspections, etc.):		
5	South Florida Water Management District (Permits):		
6	U.S. Army Corps of Engineers (Plans review, permits):		
7	HRS (Plans review, inspections, etc.):		
8	Other:		
		<b>SUB-TOTAL:</b>	<b>\$0</b>
			<b>PRODUCTION PHASE TOTAL: \$20,808</b>
<b>CONSTRUCTION PHASE</b>			
F. Construction:		JOC Contractor: <u>F.H. Paschen, S.N. Neilsen</u>	
1	Construction Estimate:		\$48,577
2	Contingency Allowance:	0.0%	\$0
3	Data & Telecommunication Systems (IT Dept.):		
4	Fixtures, Furniture and Equipment:		
5	WASA System Betterment:		
6	FPL Contribution-in-Aid-of Construction:		
7	Other:		
		<b>SUB-TOTAL:</b>	<b>\$48,577</b>





PROJECT COST ESTIMATE

<b>PROJECT COST ESTIMATE</b>	<b>G City and other Gov't Agencies Permit Fees</b>			
	1	City of Miami Permits: Bldg. Dept. <input checked="" type="checkbox"/> Public Works <input checked="" type="checkbox"/>		
	2	Miami-Dade County Impact Fees:		
	3	Miami-Dade County Archeological Monitoring:		
	4	Other:		
			<b>SUB-TOTAL:</b>	<b>\$0</b>
			<b>CONSTRUCTION PHASE TOTAL:</b>	<b>\$48,577</b>
	<b>CONSTRUCTION ADMINISTRATION</b>			
	H	Construction Inspection Services - CIP:	3.0%	\$1,457
	I	Construction Mgmt. - Industry Partner:	2.0%	\$972
	J	Construction Engineering Observer (CEO) - Industry Partner	0.0%	\$0
	K	JOC Administration	4.0%	\$1,943
			<b>CONSTRUCTION ADMINISTRATION TOTAL:</b>	<b>\$4,372</b>
	<b>ADMINISTRATIVE EXPENSES</b>			
	L	CIP Dept. (Mgmt./Budget/Procurement/Comm.):	3.0%	\$1,457
M	Industry Partner Program Mgmt. Support:	1.0%	\$486	
		<b>ADMINISTRATIVE EXPENSES TOTAL:</b>	<b>\$1,943</b>	
<b>LAND ACQUISITION EXPENSES</b>				
N	Land Cost:			
O	Transaction Costs:	0.0%	\$0	
		<b>LAND ACQUISITION TOTAL:</b>	<b>\$0</b>	
		<b>GRAND TOTAL - ESTIMATED PROJECT COST:</b>	<b>\$75,700</b>	

<b>PROJECT SCOPE</b>	The scope of the project consists of the following.	
	<b>SCHEMATIC DESIGN (consultant)</b>	
	1.	Design an Artwalk ("Footsteps of Freedom") with participation from the local area children. The proposed Artwalk will be located on the North courtyard of the Tacolcy Center, and the sidewalk along NW 62 Street that abuts the property.
	2.	Design the landscaping of the green areas located in the North courtyard and along the back of sidewalk (NW 62 Street).
	3.	Provide lighting suggestions to illuminate the existing and future murals at the Tacolcy Center.
	<b>FINAL PLANS AND CONSTRUCTION (consultant and contractor)</b>	
	4.	Pressure clean <u>all</u> the pavers in the North courtyard
	5.	<u>Remove the pavers. Add sand to the base to level the surface.</u>
	6.	<u>Install the new and existing pavers to create a new pattern in the North courtyard</u>
	7.	Paint a few small areas <u>on the exterior wall of the Henderson building to match the surrounding areas</u>
8.	Install a new landscape lighting system. The new light fixtures will be placed in the planters.	

<b>NOTES</b>	1.	No right-of-way work will be done under this project.
	2.	Negotiations with KDI, Kimley-Horn's subconsultant, resulted in the reduction of Kimley-horn's total fee from \$18,478 to \$16,465. The \$7,500 in the MD Empowerment Zone Funds will be used to pay for most of KDI's fee. Recently the continuation of the new paver system into the remainder of the courtyard was added to the scope. Kimley-Horn's fee for the additional work is \$2,400.

<b>FUND SOURCES</b>	<b>Fund:</b> Homeland Defense Fund	<b>CIP #</b> 331419	<b>Fiscal Year Available</b> 2004	<b>Amount:</b> \$30,000
	<b>Fund:</b> Miami-Dade Empowerment Zone Fund	<b>CIP #</b>	2004	<b>Amount:</b> \$7,500
	<b>Fund:</b> Model City Infrs. Guaranteed Entitlement	<b>CIP #</b> 341126	2004	<b>Amount:</b> \$5,000
	<b>Fund:</b> District 5 - Quality of Life	<b>CIP #</b> 311715	2004	<b>Amount:</b> \$33,200
	<b>Fund:</b>	<b>CIP #</b>		<b>Amount:</b>
	<b>Fund:</b>	<b>CIP #</b>		<b>Amount:</b>
	<b>TOTAL ALLOCATED AMOUNT:</b>			

<b>VALIDATION</b>	Project Manager:	Andre Bryan		Date:	12/6/2004
	Sr. Project Manager:	Fernando Paiva		Date:	12/7/2004
	Reviewed by:	Pilar Saenz CIP Budget Administrator		Date:	12-7-04
	Accepted by:	Keith Carswell Director of the Client Department		Date:	12/8/04

DEPARTMENT OF CAPITAL IMPROVEMENTS

PROJECT OVERVIEW FORM



1. DATE: 3/22/05

DISTRICT: 2

NAME OF PROJECT: INITIAL GRANT TO MIAMI ART MUSEUM FOR DEVELOPMENT OF A FINE ARTS MUSEUM FACILITY IN BICENTENNIAL PARK

INITIATING DEPARTMENT/DIVISION: Capital Improvements

INITIATING CONTACT PERSON/CONTACT NUMBER: Diane Johnson (305)416-1285 & Jorge Cano (305) 416-1282

C.I.P. DEPARTMENT CONTACT:

RESOLUTION NUMBER: CIP/PROJECT NUMBER: 333144

ADDITIONAL PROJECT NUMBER: (IF APPLICABLE)

2. BUDGETARY INFORMATION: Are funds budgeted? YES NO If yes,

TOTAL DOLLAR AMOUNT: \$700,000

SOURCE OF FUNDS: CIP#333144-Miami Art Museum

ACCOUNT CODE(S): CIP # 333144

If grant funded, is there a City match requirement? YES NO

AMOUNT: EXPIRATION DATE:

Are matching funds Budgeted? YES NO Account Code(s):

Estimated Operations and Maintenance Budget

3. SCOPE OF PROJECT:

Individuals / Departments who provided input:

DESCRIPTION OF PROJECT: For planning, development and project management activities relating to the construction of Miami Art Museum to be located at Bicentennial Park.

ADA Compliant? YES NO N/A

Approved by Audit Committee? YES NO N/A DATE APPROVED: 3/15/05

Approved by Bond Oversight Board? YES NO N/A DATE APPROVED: 3/22/05

Approved by Commission? YES NO N/A DATE APPROVED:

Community Mtg/Dist. Commissioner Approval? YES NO N/A DATES:

Revisions to Original Scope? YES NO (If YES see Item 5 below)

Time Approval 6 months 12 months Date for next Oversight Board Update:

4. CONCEPTUAL COST ESTIMATE BREAKDOWN

Has a conceptual cost estimate been developed based upon the initial established scope? YES NO If yes,

DESIGN COST:

CONSTRUCTION COST:

Is conceptual estimate within project budget? YES NO

If not, have additional funds been identified? YES NO

Source(s) of additional funds:

Approved by Commission? YES NO N/A DATE APPROVED:

Approved by Bond Oversight Board? YES NO N/A DATE APPROVED:

5. REVISIONS TO ORIGINAL SCOPE

Individuals / Departments who provided input:

Justifications for change:

Description of change:

Fiscal Impact YES NO HOW MUCH?

Have additional funds been identified? YES NO

Source(s) of additional funds:

Time impact

Approved by Commission? YES NO N/A DATE APPROVED:

Approved by Bond Oversight Board? YES NO N/A DATE APPROVED:

6. COMMENTS:

APPROVAL: [Signature] BOND OVERSIGHT BOARD

DATE: 3/22/05

Enclosures: Back-Up Materials YES NO





Date: 2/25/2005

Requesting Department: Cap Invmts & Transportation

Commission Meeting Date: 3/24/2005

District Impacted: All (2)

Type:  Resolution  Ordinance  Emergency Ordinance  Discussion Item

Other \_\_\_\_\_

Subject: Initial grant of \$700,000 to Miami Art Museum for development of a fine arts museum facility in Bicentennial Park

**Purpose of Item:**

To approve an initial grant of \$700,000 to the Miami Art Museum Of Dade County Association, Inc. ("MAM") to support the development of a new fine arts museum facility in the City-owned Bicentennial Park as authorized by a referendum of the voters in November 2001 as a specified project in the Homeland Defense Neighborhood Improvement Bond Program, authorizing the City Manager to execute the attached project cooperation agreement, and allocating funds from the Capital Improvement Program

**Background Information:**

The development of a fine arts museum in Bicentennial Park has been the intent of the City since the late 1990's. When the voters approved the referendum for the Homeland Defense Neighborhood Improvement Bond Program in November 2001, this was an identified project in the public information campaign and enabling legislation. MAM has now requested funds to support development activities related to the Project, including a community planning and education charrette and the work of consultants specializing in fine arts museum planning, financial feasibility and project management, having an combined initial cost of \$1,400,000. The City will contribute \$700,000 as an initial grant from available Bond proceeds.

A project cooperation agreement has been devised to govern the responsibilities of the City and MAM in this endeavor. Highlights of that agrement are:

- \* The museum project and related development activities are deemed to constitute a paramount public purpose
- \* The City will be given ownership of all ocuments, reports, materials and drawings that are developed with the assistance of City, and will be subsequently donated back to MAM and the County, if applicable, for use on the Project
- \* MAM and its successors will maintain public access to facilities developed with Bond proceeds, and said facilities will be publicly owned

**Budget Impact Analysis**

Is this item related to revenue?

YES Is this item an expenditure? If so, please identify funding source below.

General Account No: \_\_\_\_\_

Special Revenue Account No: \_\_\_\_\_


CIP Project No: 333144


YES Is this item funded by Homeland Defense/Neighborhood Improvement Bonds?

Maintenance Cost: \_\_\_\_\_

Total Fiscal Impact: \_\_\_\_\_

**Final Approvals**  
(SIGN AND DATE)

 \_\_\_\_\_

Budget  2/25/15 \_\_\_\_\_

If using or receiving capital funds

Grants \_\_\_\_\_ Risk Management \_\_\_\_\_

Purchasing \_\_\_\_\_ Dept. Director \_\_\_\_\_

Chief  \_\_\_\_\_ City Manager \_\_\_\_\_

## **Miami Art Museum at Museum Park**

The Miami Art Museum is at the very center of one of the world's most vibrant cities, bringing international art to life through world-class exhibitions, programs and collecting. MAM is a welcoming place that stimulates the imagination and inspires new ways of seeing and thinking. A legacy for future generations, MAM will bring concrete economic benefits to the Miami-Dade community estimated at \$650 million over the first decade, with 575 full-time jobs.

### **Program Overview**

At Museum Park Miami, MAM will welcome residents and visitors with a many-faceted experience. As a 21<sup>st</sup>-century art museum, MAM will serve as a gathering place for people to meet, share and learn. MAM will offer stimulating activities, film screenings and inspiring exhibitions that broaden our view of our culture and ourselves. MAM will have a landmark building and sculpture park designed by leading architects selected through an international competition.

### **Exhibition Spaces**

MAM's building will be constructed in two phases. The first phase will include a 150,000-square-foot facility designed to bring art and the public together in a hospitable setting with spectacular views of Biscayne Bay. MAM will have an inviting entranceway providing easy access to all visitors and school groups. More than 50,000-square-feet will be dedicated to a suite of handsomely proportioned galleries showcasing artwork from around the world, Miami and Florida through MAM's special exhibitions and permanent collection. State-of-the-art lighting will provide optimum viewing for MAM's public. Galleries will be linked with spaces for visitors to rest and enjoy views of the park and bay.

### **Sculpture Park**

MAM's sculpture park, planned by a renowned landscape architect, will highlight Miami-Dade County's unique climate, plants and geography. Visitors of all ages will enjoy this 4-acre public park filled with notable sculptures created by masters of 20<sup>th</sup>-and 21<sup>st</sup>-century art.

### **Education, Ancillary and Support Spaces**

MAM's commitment to life-long learning will shape the functions of another 50,000-square-feet of the new building. Reflecting MAM's exceptional public programming, educational facilities will include an auditorium for lectures, films and concerts. There will be workshops for hands-on activities, high-tech classrooms, interactive visitors' centers with learning stations, a family activity center and a resource library for teachers and artists.

MAM will have leading-edge workshops for the preparation, care and conservation of works of art in traditional as well as new media. MAM will also have spaces for building maintenance, security, exhibition design and program planning that follow international best practice for top-ranked art museums.

A café and restaurant, a bookstore, and a dramatic lobby for community gatherings will bring diverse visitors and year-round activity to MAM and Museum Park Miami, fueling the revitalization of this now abandoned park as well as downtown Miami and the surrounding neighborhoods of Park West and Overtown.

## Miami Art Museum - Project Budget

	Item	Cost	Total
<b>CAPITAL COSTS</b>			
	Construction	\$52,500,000	
	Sculpture Garden	\$8,000,000	
	Escalation	\$6,345,000	
	Construction Contingency	\$7,579,000	
	<b>Construction (Hard) Costs</b>		<b>\$74,424,000</b>
	A/E fees and expenses	\$17,866,800	
	Consultants	\$868,500	
	FF&E	\$3,400,000	
	Owner Development Costs (permits, fees, testing, inspections, etc.)	\$1,392,500	
	Owner's Contingency	\$3,789,000	
	<b>Total Soft Costs</b>		<b>\$27,316,800</b>
	<b>Total Capital Cost</b>		<b>\$101,740,800</b>
<b>TRANSITIONAL COSTS</b>			
	Start-up Costs/ Expanded Operations/ Fundraising	\$10,000,000	
	Operational Transition (while building endowment)	\$20,000,000	
	Endowment	\$60,000,000	
	Exhibitions and Acquisitions	\$10,000,000	
	<b>Total Transitional Costs</b>		<b>\$100,000,000</b>
	<b>Total Project Budget</b>		<b>\$201,740,800</b>
	<b>GOB Request</b>		<b>\$100,000,000</b>
	<b>Matching Funds</b>		<b>\$101,740,800</b>

## **..Title**

A RESOLUTION OF THE MIAMI CITY COMMISSION, WITH ATTACHMENTS, AUTHORIZING AN INITIAL GRANT OF \$700,000 TO THE MIAMI ART MUSEUM OF DADE COUNTY ASSOCIATION, INC. TO SUPPORT THE DEVELOPMENT OF A NEW FINE ARTS MUSEUM FACILITY IN THE CITY-OWNED BICENTENNIAL PARK, APPROVED BY A REFERENDUM OF THE VOTERS IN NOVEMBER 2001 AS A SPECIFIED PROJECT IN THE HOMELAND DEFENSE NEIGHBORHOOD IMPROVEMENT BOND PROGRAM, ALLOCATING FUNDS IN SAID AMOUNT FROM CAPITAL IMPROVEMENT PROJECT NO. 333144 ENTITLED "MIAMI ART MUSEUM – BICENTENNIAL PARK "; AUTHORIZING THE CITY MANAGER TO EXECUTE THE ATTACHED PROJECT COOPERATION AGREEMENT, IN SUBSTANTIALLY THE ATTACHED FORM, FOR THIS PURPOSE.

## **..Body**

WHEREAS, on November 13, 2001, the voters of the City of Miami (the "City") approved by referendum the City's issuance of \$255 million in limited ad valorem tax general obligation bonds for homeland security, neighborhood improvements, capital projects and infrastructure improvements, the "Homeland Defense/Neighborhood Improvement Bonds" (the "Bonds"); and

WHEREAS, the public information campaign conducted for the voter referendum and the enabling legislation identified the "Miami Art Museum" and the allocation of Bond proceeds "to assist the museum in establishing a development site at Bicentennial Park", which is a recreational facility owned by the City and located at 1075 Biscayne Boulevard; and

WHEREAS, the City has completed and approved a community-based plan entitled "Bicentennial Park – Museum Park" which recommends that 4 acres in the Park be reserved for the development of an art museum and an additional 4 acres be reserved for the development of a science museum; and

WHEREAS, Miami Dade County voters also approved, in November of 2004, the issuance of general obligation bonds and has included in its bond program the sum of \$100,000,000 to support the development of a new art museum facility in Bicentennial Park, hereinafter referred to as the "Project"; and

WHEREAS, the Project will be a public fine arts museum, a significant community asset offering a first class art collections, exhibitions, classes and courses located in an approved site in the Park and will enhance the artistic and cultural vibrancy and life of the City, and of its residents and visitors

WHEREAS, the Center for Fine Arts Association, Inc. was the operator of the regional fine arts museum located on Miami-Dade County property when it opened in 1984, and was subsequently re-organized in 1996 as Miami Art Museum of Dade County, Inc. ("MAM"); and

WHEREAS, MAM is a 501(c)(3) tax exempt organization devoted to the collection and presentation of works of fine art for the use and enjoyment of the general public and has operated the regional fine arts museum since 1996; and

WHEREAS, MAM has been a significant contributor and an integral partner in the processes undertaken thus far for the Project; and

WHEREAS, it is the intention of the City to continue to foster the existing coalition for the Project with MAM and Miami Dade County and to secure a legal arrangement with the parties for the design and implementation of the Project at said City-owned park; and

WHEREAS, in furtherance of the Project, MAM has conducted a community planning and education charrette and desires to secure consultants specializing in fine arts museum

planning, financial feasibility and project management, having an combined initial cost of \$1,400,000; and

WHEREAS, MAM has requested funds from the Bond proceeds in the amount of \$700,000 to cover one-half the cost of these initial Project activities; and

WHEREAS, MAM has agreed that all documents, reports, materials and drawings that are developed with the assistance of City Bond proceed shall become the property of and be owned by the City, which will subsequently donate such documents, reports, materials and drawings back to MAM and the County, if applicable, for use on the Project; and

WHEREAS, the City finds and determines that these activities to be conducted by or on behalf of MAM for the Project will ultimately and primarily benefit the general public as a downtown regional cultural facility accessible to the public; and

WHEREAS, the City Commission, by passage of this Resolution, will authorize the allocation of City funds in the amount of \$700,000 for the acquisition of certain capital project related planning, design and project management activities and will further authorize the City Manager to execute an project cooperation agreement for this purpose; and

WHEREAS, the agreement lays forth the duties and responsibilities of the City and MAM provides for the use, accountability, accessibility, and terms of this undertaking by MAM; and

WHEREAS, the agreement also provides for MAM and its successors to maintain public access to facilities developed with Bond proceeds, and that said facilities will be publicly owned; and

WHEREAS, the City's Bond Oversight Board additionally reviewed and favorably recommended the proposed use of such funds at its meeting of ~~March 22, 2005~~; and

WHEREAS, the City Commission hereby finds and determines that proper use of this allocation will primarily benefit the general public and serves a paramount public purpose; and

WHEREAS, funds for this purpose are available from Capital Improvements Project No. 333144, entitled "Miami Art Museum – Bicentennial Park", under the Homeland Defense – Neighborhood Improvement Bond Program;

NOW, THEREFORE, BE IT RESOLVED BY THE COMMISSION OF THE CITY OF MIAMI, FLORIDA:

Section 1. The recitals and findings contained in the Preamble to this Resolution are hereby adopted by reference thereto and incorporated herein as if fully set forth in this Section.

Section 2. An initial grant of \$700,000 to the Miami Art Museum Of Dade County Association, Inc. ("MAM") to support the development of a new museum facility in the City-owned Bicentennial Park as approved by a referendum of the voters in November 2001 as a specified project in the Homeland Defense Neighborhood Improvement Bond Program, and allocating funds in said amount from Capital Improvement Project No. 333144 entitled "Miami Art Museum – Bicentennial Park".

Section 3. The City Manager is authorized {1} to execute the attached project cooperation agreement, in substantially the attached form, for this purpose.

Section 4. This Resolution shall become effective immediately upon its adoption and signature of the Mayor {2}

PASSED AND ADOPTED this \_\_\_\_ day of \_\_\_\_\_ 2004.

APPROVED AS TO FORM AND CORRECTNESS:

\_\_\_\_\_  
ALEJANDRO VILARELLO  
CITY ATTORNEY

## **..Footnote**

- {1} The herein authorization is further subject to compliance with all requirements that may be imposed by the City Attorney, including but not limited to those prescribed by applicable City Charter and Code provisions.
- {2} If the Mayor does not sign this Resolution, it shall become effective at the end of ten calendar days from the date it was passed and adopted. If the Mayor vetoes this Resolution, it shall become effective immediately upon override of the veto by the City Commission.

**PROJECT CO-OPERATION AGREEMENT**

<b>GRANTEE:</b>		Miami Arts Museum of Dade County Association, Inc.					
<b>PROJECT:</b>		Miami Arts Museum					
<b>Project Location:</b>				<b>Commission District</b>		2 (Winton)	
<b>Grantee Project Manager:</b>		<b>Name</b>		<b>Phone</b>		<b>Fax</b>	
		Jose Garcia, Deputy Director		305-375-1710		305-375-1725	
<b>Notifications Regarding this Document</b>	<b>Address to</b>	<b>Name</b>		<b>Phone</b>		<b>Fax</b>	
		Jose Garcia, Deputy Director		above		above	
	<b>Mailing Address</b>	101 West Flagler		<b>CITY</b>	<b>State</b>	<b>Zip</b>	
	<b>Street Address</b>	same		Miami	FL	33130	
<b>CITY FUNDING AMOUNT:</b>			\$700,000		<b>Funding Source</b>		
					Miami Art Museum – Bicentennial Park		
<b>Enabling Legislation:</b>			Resolution 04-		<b>Adoption Date</b>		
					03/24/2005		
<b>Total Estimated Project Cost:</b>			\$1,400,000		<b>CIP Job Number:</b>		Prj 333144
					<small>(if applicable)</small>		

**Project Description:** Planning, development and project management activities relating to the construction of Miami Art Museum to be located at the CITY's Bicentennial Park.

**THIS AGREEMENT** (hereinafter referred to as the "AGREEMENT") is made and entered into as of \_\_\_\_\_, 2004, with the specified effective date, by and between the **CITY OF MIAMI**, a municipal corporation of the State of Florida (hereinafter referred to as "CITY"), with offices at 444 S.W. 2<sup>nd</sup> Avenue, Miami, Florida 33130-1910 and the **GRANTEE** named above, with offices located at the Grantee Street Address given above.

**RECITALS:**

The intent of this Agreement is to outline the respective expectations and obligations of the parties regarding the specified cooperative capital improvement project (the "PROJECT") named above and further defined in this document.

The GRANTEE has initiated and/or is responsible for the completion of the PROJECT, for which it has requested financial assistance from the CITY for payment of certain allowable costs and expenses.

The CITY has adopted Enabling Legislation, referenced above and incorporated by reference as though set forth in full, to allow the CITY'S participation in the PROJECT, and authorizes the

CITY MANAGER to execute the necessary documents for this purpose.

WHEREAS, GRANTEE is to be the operator of the PROJECT which will be a public museum, offering a first class art collections, exhibitions, classes and courses which will be located in an approved site in the CITY of Miami Bicentennial Park (the "Museum Site") for not less than twenty (20) years from the date its doors open to the public;

WHEREAS, the Miami Art Museum to be located at the Museum Site will further enhance the public arts in an area adjacent to the future Miami-Dade County Cultural Arts Center, projected to open in 2006, and will further enhance the artistic and cultural vibrancy and life of the CITY, and of its residents and visitors;



WHEREAS, the PROJECT will be a significant community asset, and the grant funds appropriately employed by the GRANTEE in accordance with this Agreement serve an important public purpose, and accordingly the CITY has agreed to make the Grant to the GRANTEE under the terms and conditions set forth herein.

NOW, THEREFORE, in consideration of foregoing, the GRANTEE and the CITY intend as follows:

## 1 Definitions

- 1.1 **DELIVERABLES:** Items identified on Exhibit A to be submitted to the CITY for approval prior to proceeding to a subsequent task or activity of the WORK and required as a condition for reimbursement.
- 1.2 **DIRECTOR:** shall mean the CITY's Director of the Department of Capital Improvements, or his authorized Designee.
- 1.3 **ELIGIBLE EXPENSES:** For purposes of this Agreement, Project-related costs that may be funded from the CITY FUNDING AMOUNT shall be defined to mean and include fees for professional engineers, architects, landscape architects, surveyors, mapping, other bona fide design professionals, planning professionals and related materials, and geotechnical testing. There shall be no mark up on such cost passed to the CITY. All persons and/or firms engaged shall be duly licensed and certified as required by the laws of the State of Florida. These costs are identified in Exhibit A as approved Project-related expenses, and as such, shall be eligible for reimbursement from the CITY FUNDING AMOUNT.
- 1.4 **GRANTEE:** A Florida not-for-profit corporation existing under the laws of the State of Florida.
- 1.5 **GRANTEE Project Manager:** Person designated by Grantee to manage and supervise all activities relating to the PROJECT.
- 1.6 **INELIGIBLE EXPENSES:** For purposes of this Agreement, eligible expenses may not be used for payment to employees, employee benefits, day-to-day expenses, payroll, lobbyists, legal counsel, or other obligations, debts, liabilities or costs of GRANTEE. In addition, expenses shall not include the costs of land or rights of way, and fees for lobbyists, legal or tax, environmental or regulatory counsel, auditors, accountants, brokers and salespersons or any other costs not expressly allowable by Section 1.3. There shall be no mark up by GRANTEE on any costs, that is, only the actual, direct

cost incurred by GRANTEE may be billed to the CITY for reimbursement.

- 1.7 **PROJECT:** Shall mean all activities and items, including but not limited to the WORK, required to provide a functional and/or useable facility or program for the use and enjoyment of the public as described above and as approved by the CITY Commission as appropriate for CITY participation.
  - 1.8 **WORK:** Shall mean the activities and items approved by CITY (or Director) to be paid by the CITY FUNDING AMOUNT, as identified in Exhibit A or revisions thereto.
  - 1.9 **TERM:** Shall mean the period this agreement is in effect, which shall commence on the effective date and shall terminate no later than three (3) years from the effective date. The CITY shall provide the option to renew for additional one (1) year periods upon the CITY's approval for satisfactory performance and progress.
- 2 **CITY Representative:** Except as otherwise stipulated herein, the DIRECTOR shall be responsible to render direction, assistance and decisions to GRANTEE regarding this Agreement. The DIRECTOR shall assign a Representative to handle the day-to-day, ministerial and other matters relating to this Agreement.
- 3 **Assistance From CITY:** The CITY agrees to provide the following:
- 3.1 Financial assistance in an amount not to exceed \$600,000, the CITY FUNDING AMOUNT, from the designated FUNDING SOURCE for the WORK approved by the Enabling Legislation and as further specified in the attached Exhibit A. CITY shall have no obligation to fund any amounts in excess of the CITY FUNDING AMOUNT. Said funds will be paid on a reimbursement basis to GRANTEE as set forth in Section 10 herein.
  - 3.2 Other Assistance – not applicable
- 4 **Grantee Responsibilities:**
- 4.1 The GRANTEE shall ensure the timely and satisfactory completion of the WORK relating directly to the PROJECT within the Total Estimated Project Cost and within the Time for Performance as specified in Exhibit A to this Agreement.
  - 4.2 GRANTEE shall provide all additional funds above the CITY FUNDING AMOUNT to complete the PROJECT up to the Total Estimated Project Cost, including without

Deleted: ¶

Formatted: Bullets and Numbering

limitation any Cost Overruns and/or change orders for the WORK.

- 4.3 The GRANTEE shall manage and supervise all aspects of the WORK including without limitation, designing, engineering, scheduling, permitting, materials, labor, means and methods of construction, and the hiring of contractors, consultants, and suppliers the like.
- 4.4 The GRANTEE shall fund the cost of all WORK from its own resources and seek reimbursement from the CITY in the manner set forth in this Agreement.
- 4.5 Any advance payment of the CITY FUNDING AMOUNT and funds of the GRANTEE shall be maintained in separate and independent bank accounts to be used solely and exclusively for the PROJECT. Any interest accruing from any advance of City funds shall be regularly reported and repaid to the City.
- 4.6 Unless otherwise approved by the CITY Commission, GRANTEE shall not be entitled to any unspent funds from the CITY FUNDING AMOUNT should the WORK be completed at a cost less than the CITY FUNDING AMOUNT.
- 4.7 If the cost of completion of the Project is less than the FUNDING AMOUNT, one hundred percent of the savings shall accrue to the CITY.

5 **Ownership:** The parties agree that the CITY shall be the owner of the documents, plans, specifications and permits created by virtue of the CITY FUNDING AMOUNT, which shall be donated back to GRANTEE for its use in connection solely with the PROJECT.

6 **Homeland Defense Bonds, Condition Precedent:** Where the CITY FUNDING SOURCE for the FUNDING AMOUNT, or any portion thereof, has been identified as the Limited Ad Valorem Tax Bonds, Series 2002, "Homeland Defense / Neighborhood Improvement Bonds" (the "Bonds"), it is a condition precedent to the CITY'S ability to lawfully enter into this Agreement that the CITY receive a favorable recommendation from its Bond Oversight Board stating that the CITY may apply a portion of the proceeds of the Bonds to fund the specified PROJECT pursuant to the terms, covenants and conditions of this Agreement. This condition has been fully performed as the Bond Oversight Board approved the CITY FUNDING AMOUNT for these stated purposes at its meeting of \_\_\_\_\_.

Land and facilities acquired, developed, improved or rehabilitated using Bond proceeds shall be dedicated and maintained in perpetuity for the benefit of the general public. All sites and/or facilities receiving the benefit of Bond proceeds shall be open and/or accessible to the public at reasonable times and shall be managed in a safe and attractive manner appropriate for public use. Equipment acquired using Bond proceeds shall be used for a bona fide public purpose and there shall be no resulting, or only incidental, private benefit.

7 **Project Progress.**

In addition to those items listed on Exhibit A as Deliverables, the DIRECTOR or his duly authorized designee, may require for his review and approval all specifications and/or preparatory or design documents and cost estimates at progress phases deemed appropriate by the DIRECTOR. GRANTEE shall duly consider and implement comments and revisions suggested by the DIRECTOR from such periodic reviews. Throughout the preparatory or design process, GRANTEE shall use its best effort to ensure that the WORK and the PROJECT can be completed within the CITY FUNDING AMOUNT and Total Estimated Project Cost, respectively.

Such Documents shall be forwarded to the DIRECTOR for his review and approval as to consistency with the PROJECT as presented by GRANTEE to CITY, and said approval by DIRECTOR shall not be unreasonably withheld, conditioned or delayed. In the event the DIRECTOR fails to comment in writing on such documents in writing within thirty (30) days of their transmittal to him, the documents will be deemed approved without the necessity of further action.

Deleted: GRANTEE

GRANTEE shall keep DIRECTOR informed as to the progress of the PROJECT by submitting progress reports quarterly within 30 days of the month following the end of each quarter ending December 31, March 31, June 30 and September 30. The report should provide information regarding project status, activities, funding raised and expended.

Deleted: after the completion and acceptance of construction by the GRANTEE and the CITY

8 **Changes to Scope of WORK:** In order to assure that the WORK and the PROJECT can be completed within the CITY FUNDING AMOUNT and Total Estimated Project Cost, respectively, the GRANTEE may request adjustments to the scope of WORK identified in Exhibit A. Such adjustments and any revisions to Exhibit A shall be at the sole discretion of the DIRECTOR. There shall be no modification in scope that, solely in the opinion of the DIRECTOR, negatively impacts or reduces the standards of quality or aesthetics incorporated into the PROJECT as originally presented to the CITY.

9 **Match Required:**

The GRANTEE shall identify, secure and expend an amount equal to the CITY FUNDING AMOUNT as the required matching funds for the Work. At the request of DIRECTOR, GRANTEE shall furnish such evidence of matching funds as DIRECTOR deems appropriate, including submittal of an audited financial statement prepared by and Independent Certified Public Accountant. Any portion of the GRANTEE match funds not substantiated will result in a proportionate reduction in the CITY FUNDING AMOUNT.

The use of Matching Funds shall be restricted to the Eligible Expenses defined herein. Any expenditure of Matching Funds occurring before August 2002 are not Eligible Expenses.

10 **Reimbursement Requests.**

10.1 The Reimbursement request will be payable no earlier than forty five (45) days following the execution of this Agreement.

10.2 GRANTEE shall submit a detailed invoice or reimbursement request, as required by Section 3.1, which complies with Florida's Prompt Payment Act, §218.70, Fla. Stat. (2003) to the CITY for all Eligible Expenses relating to the WORK performed during the preceding period, along with reasonable substantiating documentation as requested by the DIRECTOR, including, without limitation, copies of invoices and cancelled checks. Provided the WORK has been performed, the CITY shall make payment within forty-five (45) days after the date the CITY receives a completed reimbursement request including a sufficiently detailed invoice.

10.3 DIRECTOR, in his/her sole discretion, may approve advance payments to GRANTEE of not more than 10% of the available balance of the CITY FUNDING AMOUNT upon receipt of written request justifying, in DIRECTOR'S sole opinion, the need for such advance payment. A percentage of all advance payments shall be deducted from all subsequent reimbursement requests until such time that the advance payment is covered 100%. Verification and substantiation as to the use of all advance payments shall be as stated above. The DIRECTOR has the right to retain a portion of the CITY FUNDING AMOUNT equal to all advance payments until such time as the advance payments are properly documented.

10.4 City will not make reimbursement of any expenses occurring before August 2002.

11 **No damages for Delay.** In the event of any delays to the PROJECT and/or WORK, GRANTEE's sole remedy shall be to seek an extension of time from the DIRECTOR. GRANTEE is not entitled to delay damages under this Agreement or under any related agreement with the CITY. The CITY will not be liable for any delay damages or damages in any way attributable to performing work out of sequence, acceleration claims, Eichlea formula claims, or other similar type claims, work slow downs, inefficiencies, sequencing issues, strikes, lockouts, reduced productivity, or even Acts of God.

12 **Insurance and Bonding**

12.1 **Insurance:** The CITY's Risk Management Administrator reserves the right to require GRANTEE, prior to commencing the WORK, to provide the CITY's Risk Management Administrator with evidence, consisting of certificates or policies of insurance documenting: (a) builder's risk insurance; and (b) general liability insurance, (c) professional liability insurance. The CITY of Miami shall be a named insured on all liability policies relating to the WORK except professional liability policies. See Exhibit C.

12.2 **Payment and Performance Bond:** Where WORK includes the construction of improvements, prior to commencing the WORK, GRANTEE shall provide to the CITY's Risk Management Administrator a copy of the Payment and Performance Bond from the general contractor in substantially the form prescribed for a public construction bond by Section 255.05, Fla. Stat. (2003). The CITY shall be a named obligee on the Payment And Performance Bond required by this section which shall be in an amount not less than the CITY FUNDING AMOUNT allocated for those improvements. As allowed under the provisions of §255.05(7), Florida Statutes (2003) the CITY'S Risk Management Administrator may, in writing, decide to accept an alternative form of security in lieu of the Payment and Performance Bond, in such form and amounts as may be reasonably required by the CITY's Risk Management Administrator.

12.3 The CITY's Risk Management Administrator shall be given at least 30 days prior written notice of any cancellation, lapse, or material modification of said insurance coverage and/or bond.

13 **Indemnity**

The GRANTEE shall indemnify and hold harmless the CITY and its officers, employees, agents and instrumentalities from any and all liability, losses or damages, including attorneys' fees and costs of

Formatted: Underline

Formatted: Space After: 3 pt

Deleted: \$2,400,000 (Two million four hundred thousand dollars)

Deleted: the CITY FUNDING AMOUNT. Funds raised by the Grantee shall be certified by

Deleted: The GRANTEE shall have no recourse from such reduction

Deleted: November 2001

Deleted: November 2001

defense, which the CITY or its officers, employees, agents or instrumentalities may incur as a result of claims, demands, suits, causes of actions or proceedings of any kind or nature arising out of, relating to or resulting from the performance of this agreement by the GRANTEE or its employees, agents, servants, partners, principals or subcontractors. The GRANTEE shall pay all claims and losses in connection therewith and shall investigate and defend all claims, suits or actions of any kind or nature in the name of the CITY, where applicable, including appellate proceedings, and shall pay all costs, judgments, and attorneys' fees which may issue thereon. Provided, however, this indemnification, when applied to negligence actions, shall only be to the extent and within the limitations of Section 768.28, Florida Statutes, subject to the provisions of that statute whereby the GRANTEE shall not be held liable to pay a personal injury or property damage claim or judgment by any one person which exceeds the sum of \$100,000, or any claim or judgment or portions thereof, which, when totaled with all other claims or judgment paid by the government entity arising out of the same incident or occurrence, exceed the sum of \$200,000 from any and all personal injury or property damage claims, liabilities, losses or causes of action which may arise as a result of the negligence of the GRANTEE. The limitations in Section 768.28, Florida Statute shall only apply to indemnity claims relative to negligence actions, otherwise (e.g. for contract and all other civil actions) this indemnity is not so limited.

14 **Audit Rights.** Pursuant to the applicable provisions of §18-100 to §18-102 of the Code of the CITY of Miami, as amended from time to time which are deemed as being incorporated by reference herein, the CITY may audit GRANTEE's records relating to this Agreement, during regular business hours, at a location within the CITY of Miami during the term of this Agreement and for three (3) years thereafter.

15 **Compliance With Laws.** GRANTEE and the CITY shall at all times comply with all applicable municipal, county, state and federal laws, ordinances, codes, statutes, rules and regulations, approved development orders, and written CITY of Miami Guidelines governing the design and construction of the Improvements and the granting of funds for use thereof.

#### 16 **Miscellaneous**

16.1 **Enforcement.** The provisions of this Agreement may be enforced in Miami Dade County by all appropriate actions in law and in equity by any party to this Agreement. In order to expedite the conclusion of the actions brought pursuant to this Agreement, the parties, their successors and assigns will not demand jury trial nor file permissive

counterclaims outside the bounds of this Agreement in such actions. Each party shall bear their own respective attorney's fees. A court of competent jurisdiction may award court costs to a prevailing party.

16.2 **Counterparts.** This Agreement may be executed in any number of counterparts and by the separate parties hereto in separate counterparts, each of which when taken together shall be deemed to be one and the same instrument.

16.3 **CITY Officials.** The "CITY" is a municipal corporation, and the CITY Manager as its Chief Administrative Officer, or the DIRECTOR as the CITY Manager's designee, is empowered to make all decisions with regard to this Agreement on behalf of the CITY, unless otherwise provided by law or by resolution of the CITY Commission.

16.4 **Successors and Assigns.** This Agreement may not be assigned, sold, pledged, hypothecated or encumbered, in whole or in part, to any third party or business entity, contract vendee, successor, assign or to an institutional lender providing funding for the PROJECT, without the prior approval of the Miami CITY Commission. The CITY is relying on the commitment, skill and reputation of GRANTEE in performing this work and may withhold or cancel funding in the event there is any assignment, pledge, sale or other disposition by GRANTEE without having first secured the approval of the CITY Manager or his designee, which may be unreasonably withheld or delayed.

16.5 **Notices.** Any and all notices required or desired to be given hereunder shall be in writing and shall be deemed to have been duly given when delivered by hand (including recognized overnight courier services, such as Federal Express) or three (3) business days after deposit in the United States mail, by registered or certified mail, return receipt requested, postage prepaid, and addressed to the CITY Manager and/or Director for the CITY; and President/CEO of the GRANTEE as applicable at the address for such party set forth in the introductory paragraph to this Agreement (or to such other address as any party hereunder shall hereafter specify to the other in writing).

16.6 **Construction.** The section headings contained in this Agreement are for reference purposes only and shall not affect the meaning or interpretation hereof. All of the parties to this Agreement have participated fully in the

negotiation of this Agreement, and accordingly, this Agreement shall not be more strictly construed against any one of the parties hereto. In construing this Agreement, the singular shall be held to include the plural, the plural shall be held to include the singular, and reference to any particular gender shall be held to include every other and all genders.

- 16.7 Exhibits. All of the Exhibits attached to this Agreement are incorporated in, and made a part of, this Agreement.
- 16.8 Amendments; Termination. This Agreement may not be amended, modified or terminated except by written agreement of the parties hereto. Further, no modification or amendment, excepting a termination for cause by the CITY under Section 17 herein, shall be effective unless in writing and executed by the parties, employing the same formalities as were used in the execution of this Agreement.
- 16.9 OSHA. The GRANTEE warrants that it will comply with all safety precautions as required by federal, state or local laws, rules, regulations and ordinances. The CITY reserves the right to refuse GRANTEE access to CITY property, including project jobsites, if GRANTEE employees are not properly equipped with safety gear in accordance with OSHA regulations or if a continuing pattern of non-compliance with safety regulations is exhibited by GRANTEE.
- 16.10 ADA. In the course of providing any work, labor or services funded by the CITY, GRANTEE (or its agents and representatives, as applicable) shall affirmatively comply with all applicable provisions of the Americans with Disabilities Act ("ADA") including Titles I & II of the ADA regarding non-discrimination on the basis of disability, and related regulations, guidelines and standards as appropriate. Additionally, GRANTEE will take affirmative steps to ensure non-discrimination in employment of disabled persons.

17 Default, Termination.

- 17.1 In the event of default, CITY shall suspend or withhold reimbursements from GRANTEE. The GRANTEE agrees to repay the CITY on or before thirty (30) days from the date the City Manager declares default of the Agreement that has not been cured to the satisfaction of the City Manager in accordance with Section 17.3 of this Agreement. In the event of default the FUNDING AMOUNT will be considered a loan from the CITY and the CITY may institute any civil actions available by virtue of Florida law, including without limitation, moneys lent

and/or open account, among others, to recover such funds. Any amounts not paid when due shall accrue interest at the highest rate permitted by Florida law.

- 17.2 Default, and subsequent termination for cause may include, without limitation, any of the following:
- 17.2.1 GRANTEE fails to obtain the insurance or bonding herein required.
- 17.2.2 GRANTEE fails to comply, in a substantial or material sense, with any of its duties under this Agreement, any terms or conditions set forth in this Agreement, or any Agreement it has with the CITY, its architect, engineer or contractor arising by virtue of this Agreement, beyond the specified period allowed to cure such default.
- 17.2.3 GRANTEE fails to complete the Improvements in a timely manner as required by this Agreement.
- 17.3 Termination for Cause; Force Majeure. In the event of a default, which is not cured within ninety (90) days following the date of a written notice mailed as provided in Section 16.5, the parties shall have all rights and remedies provided by law or equity, subject to the limitations of this Agreement. The CITY Manager may grant one additional extension of not more than ninety (90) additional days in total if such failure to cure is due to Force Majeure as that term is interpreted under Florida law.
- 17.4 This Agreement and/or the CITY's funding obligations under the Agreement may be terminated, for cause, at the option of and by the CITY Manager, if any default is not cured by GRANTEE or GRANTEE does not comply with any material terms, covenants or condition provided herein within ninety (90) days from the date of a written notice from the CITY Manager; or when, in the opinion of the CITY Commission, termination is necessary to protect the interests of public health, safety or general welfare. This subsection shall not apply during any period of Force Majeure extension pursuant to Section 17.3.
- 17.5 The laws of the State of Florida shall govern this Agreement. Venue in any civil actions between the parties shall be in Miami-Dade County, Florida. In order to expedite the conclusion of any civil actions instituted by virtue of this Agreement the parties voluntarily and mutually waive their respective rights to demand a jury trial or to file permissive

counterclaims in civil actions between them. Each party shall bear their own attorney's fees.

bind GRANTEE to every condition, covenant and duty set forth herein.

18 **No Third-Party Beneficiaries.** Neither the CITY nor GRANTEE intends to directly or substantially benefit a third-party by this Agreement. Therefore, the parties agree there are no third party beneficiaries to this Agreement and that no third-party shall be entitled to assert a claim against either of them based upon this Agreement.

20 **Contingency Clause.** Funding for this Agreement is contingent on the availability of funds and of continued authorization for program activities and is subject to termination due to lack of funds or authorization, reduction of funds, and/ or change in laws or legal requirements.

19 **Authority of GRANTEE Signatories.** The undersigned executing this Agreement on behalf of GRANTEE has authority of record pursuant to the attached Corporate Resolution, and all applicable laws of the State of Florida to act on behalf of and

21 **Joint Preparation.** Preparation of this Agreement has been a joint effort of the CITY and GRANTEE and the resulting document shall not, solely as a matter of judicial construction, be construed more severely against one of the parties than the other.

IN WITNESS WHEREOF, the parties have executed this Agreement as of the day and year first above written, which shall have an effective date of \_\_\_\_\_.

WITNESS

**GRANTEE, Miami Arts Museum of Dade County Association, Inc., a Florida Not-For-Profit Corporation**

\_\_\_\_\_  
*Signature*

\_\_\_\_\_  
*Signature*

\_\_\_\_\_  
*Print Name, Title*

\_\_\_\_\_  
*Print Name, Title of Authorized GRANTEE Officer or Official*

ATTEST:

(Corporate Seal)

\_\_\_\_\_  
Grantee Secretary  
(Affix Grantee Seal, if available)

ATTEST:

**CITY OF MIAMI, a municipal corporation of the State of Florida**

\_\_\_\_\_  
Priscilla Thompson, City Clerk

\_\_\_\_\_  
Joe Arriola, City Manager

APPROVED AS TO INSURANCE REQUIREMENTS:

APPROVED AS TO FORM AND CORRECTNESS:

\_\_\_\_\_  
Dania Carrillo, Administrator  
Risk Management Department

\_\_\_\_\_  
Jorge L. Fernandez, City Attorney

**EXHIBIT A**

**DETAILED PROJECT INFORMATION  
ITEMIZED SCOPE OF WORK, PROJECT BUDGET, TIME OF COMPLETION**

SUBMITTED BY: \_\_\_\_\_  
Date \_\_\_\_\_

A PROJECT ELEMENT / TASK	B CITY FUNDING AMOUNT	C OTHER SOURCES	D ESTIMATED COST	E DELIVERABLE	F Estimated Completion Time
<b>Soft Costs</b>					
Project Initiation – Public Charette	\$200,000	\$115,000	\$315,000		
Charette production expenses (refreshments, rentals)					
Charette consultants				Engagement letters	
Charrette materials (displays)					
Final Report	\$200,000	\$275,000	\$475,000	Final Report	
<b>Project PLANNING</b>					
Financial Feasibility Study					
Study consultant				Engagement letters	
Preliminary & final reports				Prelim & final reports	
<b>PROJECT MANAGEMENT</b>	\$300,000	\$310,000	\$610,000		
Engage Consultants					
Engagement of Project Mgmt Consultant				Agmt/Engmt ltr	
Engagement of Specialized Consultants				Agmt/Engmt ltr	
Development & Planning					
Preliminary & final reports				Prelim & final reports	
Engage Design Consultant				Solicitation docs	
Total Soft Cost (current)	\$700,000	\$700,000	\$1,400,000		
<b>Hard Costs</b>					
<b>Construction</b>		\$100,000,000	\$100,000,000		
<b>Furnishings, Fixtures and Equipment</b>		30,000,000	30,000,000		
Total Hard Cost		\$130,000,000	\$130,000,000		
<b>PROJECT TOTALS</b>	\$700,000	\$700,000	\$131,400,000 TOTAL ESTIMATED PROJECT COST		

The Project Elements /Tasks listed above with an amount listed in Column B, CITY FUNDING AMOUNT, shall constitute the WORK; all items listed in Column A shall constitute the PROJECT. The GRANTEE shall complete all PROJECT Elements/Tasks described above within the time specified.

**Time Of Perfomance:** WORK Begins \_\_\_\_\_ and Ends \_\_\_\_\_  
PROJECT Begins \_\_\_\_\_ and Ends \_\_\_\_\_

APPROVED BY: \_\_\_\_\_ Director  
Date \_\_\_\_\_

EXHIBIT B  
ENABLING LEGISLATION



**EXHIBIT C**

**INSURANCE REQUIREMENTS FOR A CERTIFICATE OF INSURANCE-  
(MIAMI ARTS MUSEUM)**

**I. Commercial General Liability**

- A. Limits of Liability
  - Bodily Injury and Property Damage Liability
  - Combined Single Limit
  - Each Occurrence \$1,000,000
  
  - General Aggregate Limit \$2,000,000
  
  - Products/Completed Operations
  - Aggregate Limit per project \$2,000,000
  
  - Personal and Advertising Injury \$1,000,000

B. Endorsements Required

- City of Miami included as an Additional Insured
- Employees included as insured
- Independent Contractors Coverage
- Contractual Liability
- Waiver of Subrogation
- Premises/Operations
- Care, Custody and Control Exclusion Removed
- Explosion, Collapse and Underground Hazard
- Incidental Medical Malpractice
- Loading and Unloading
- Mobile Equipment (Contractors Equipment) whether owned, leased, Borrowed, or rented by the contractor or employees of the contractor

**II. Business Automobile Liability**

- A. Limits of Liability
  - Bodily Injury and Property Damage Liability
  - Combined Single Limit
  - Any Auto
  - Including Hired, Borrowed or Non-Owned Autos
  - Any One Accident \$1,000,000

B. Endorsements Required

- City of Miami included as an Additional Insured
- Employees included as insured
- Waiver of Subrogation

**III. Worker's Compensation**

Limits of Liability  
Statutory-State of Florida  
Waiver of subrogation

**IV. Employer's Liability**

Limits of Liability  
\$1,000,000 for bodily injury caused by an accident, each accident.  
\$1,000,000 for bodily injury caused by disease, each employee  
\$1,000,000 for bodily injury caused by disease, policy limit

**V. Umbrella Policy**

Limits of Liability  
Bodily Injury and Property Damage Liability

Combined Single Limit	\$1,000,000
Each Occurrence	\$1,000,000
Aggregate	\$1,000,000
Products/Completed Operations	
Aggregate Limit	\$2,000,000

**VI. Owners Contractors Protective**

Limits of Liability

Each Occurrence	\$1,000,000
Aggregate	\$1,000,000

**VII. Professional Liability/Error's & Omissions Coverage**

Combined Single Limit  
Each Occurrence \$1,000,000  
General Aggregate Limit \$2,000,000  
Deductible-Not to Exceed 10%

**VIII. Builders' Risk**

- A. Limits of Liability- to be determined by according the terms of the Construction contract.
- B. Endorsements Required
- "All Risk Form
  - Non-Reporting Form-Completed Value
  - Specific Coverage (Project Location and Description)

- Loss or Damage to building material, and property of every kind and description, including insured's property to be used in, or incidental to construction
- Business Interruption
- Boiler and Machinery
- Transit
- Foundation Coverage
- Scaffolding and Forms Coverage
- Plans, Blueprints, and Specifications coverage
- Collapse
- Flood, including inundation, rain, seepage, and water damage
- Earthquake
- Subsidence
- Windstorm including hurricane
- Freezing and Temperature Extremes or changes coverage
- Ordinance or buildings laws
- Theft or Burglary
- Coverage for loss arising out of Faulty Work or Faulty Materials
- Coverage for loss arising out of Design Error or Omission
- Testing
- Debris Removal
- Soft (Additional Financing) Costs Coverage
- Replacement Cost Valuation
- Coinsurance Requirements Waived
- Maintenance of Insurance Coverage through warranty period

All insurance policies required above shall be issued by companies authorized to do business under the laws of the State of Florida, with the following qualifications:

**The company must be rated no less than "A" as to Management, and no less than "Class V" as to Financial Strength, by the latest edition of Best's Insurance Guide, published by A.M. Best Company, Oldwick, New Jersey, or its equivalent, subject to the approval of the City's Risk Management Division.**

DEPARTMENT OF CAPITAL IMPROVEMENTS

PROJECT OVERVIEW FORM



1. DATE: 3/22/05

DISTRICT: 1

NAME OF PROJECT: GRAPELAND HEIGHTS PARK BALLFIELD COMPLEX DESIGN BUILD CONTRACT

INITIATING DEPARTMENT/DIVISION:

INITIATING CONTACT PERSON/CONTACT NUMBER: Cary Sanchez-Rea (305) 416-1094

C.I.P. DEPARTMENT CONTACT: Capital Improvements

RESOLUTION NUMBER: CIP/PROJECT NUMBER:

ADDITIONAL PROJECT NUMBER:

(IF APPLICABLE)

2. BUDGETARY INFORMATION: Are funds budgeted? YES NO If yes,

TOTAL DOLLAR AMOUNT: \$6,000,000

SOURCE OF FUNDS: Neighborhood Park and Acquisitions & District 1-Quality of Life Improvements

ACCOUNT CODE(S): CIP # 331419 & 311711

If grant funded, is there a City match requirement? YES NO

AMOUNT: EXPIRATION DATE:

Are matching funds Budgeted? YES NO Account Code(s):

Estimated Operations and Maintenance Budget

3. SCOPE OF PROJECT:

Individuals / Departments who provided input:

DESCRIPTION OF PROJECT: To authorize the City Manager to execute the negotiated Design-Build contract with Recreation Design and Construction, Inc. for the Grapeland Heights Park Ballfield Complex, B-60496 in the total amount of \$6,000,000.

ADA Compliant? YES NO N/A

Approved by Audit Committee? YES NO N/A DATE APPROVED: 3/15/05

Approved by Bond Oversight Board? YES NO N/A DATE APPROVED: 3/22/05

Approved by Commission? YES NO N/A DATE APPROVED:

Community Mtg./Dist. Commissioner Approval? YES NO N/A DATES:

Revisions to Original Scope? YES NO (If YES see Item 5 below)

Time Approval 6 months 12 months Date for next Oversight Board Update:

4. CONCEPTUAL COST ESTIMATE BREAKDOWN

Has a conceptual cost estimate been developed based upon the initial established scope? YES NO If yes, DESIGN COST:

CONSTRUCTION COST:

Is conceptual estimate within project budget? YES NO

If not, have additional funds been identified? YES NO

Source(s) of additional funds:

Approved by Commission? YES NO N/A DATE APPROVED:

Approved by Bond Oversight Board? YES NO N/A DATE APPROVED:

5. REVISIONS TO ORIGINAL SCOPE

Individuals / Departments who provided input:

Justifications for change:

Description of change:

Fiscal Impact YES NO HOW MUCH?

Have additional funds been identified? YES NO

Source(s) of additional funds:

Time impact

Approved by Commission? YES NO N/A DATE APPROVED:

Approved by Bond Oversight Board? YES NO N/A DATE APPROVED:

6. COMMENTS:

APPROVAL: [Signature] BOND OVERSIGHT BOARD

DATE: 3/22/05



**AGENDA ITEM SUMMARY FORM**

PA

FILE ID: 05-00104

Date: 1/27/2005

Requesting Department: Capital Impvmts & Transport

Commission Meeting Date: 2/24/2005

District Impacted: all (1)

Type:  Resolution  Ordinance  Emergency Ordinance  Discussion Item

Other \_\_\_\_\_

Subject: Authorization to execute negotiated Design-Build contract with Recreation Design and Construction, Inc. for the Grapeland Heights Park Ballfield Complex, B-60496

**Purpose of Item:**

To authorize the City Manager to execute the negotiated Design-Build contract with Recreation Design and Construction, Inc. for the Grapeland Heights Park Ballfield Complex, B-60496 in the total amount of \$6,000,000.

**Background Information:**

The City has established a capital improvement project under the Homeland Defense - Neighborhood Improvement Bond program to design and construct a regulation ballfield complex in Grapeland Heights Park, located at 1550 NW 37th Street, Miami. In December of 2004, the City determined that this Project is best implemented using a Design-Build process, with Recreation Design and Construction, Inc. serving as the contractor lead and Corzo Castella Carballo Thompson Salman, PA. ("C3TS") as the design consultant; pursuant to Resolution No. 04-0786.

RDC and the Director of the Capital Improvements and Transportation Department have negotiated an agreement for the design and construction of the Project, laying forth the duties and obligations of the parties, and established a not to exceed fee of \$6,000,000 for the comprehensive design-build service. The Project will consist of a four (4) tournament regulation baseball/softball fields, a building to house concessions, locker rooms, restrooms, storage and a press box, batting cages, dugouts, demolition, sitework and grading, irrigation, sport and security lighting, and related parking.

**Budget Impact Analysis**

NO Is this item related to revenue?

YES Is this item an expenditure? If so, please identify funding source below.

General Account No: \_\_\_\_\_

Special Revenue Account No: \_\_\_\_\_

CIP Project No: 333149 and 311711

YES Is this item funded by Homeland Defense/Neighborhood Improvement Bonds?

Start Up Capital Cost: \$6,000,000.00

Maintenance Cost: \$0.00

Total Fiscal Impact: \$6,000,000.00

**Final Approvals**

(SIGN AND DATE)

CIP

If using or receiving capital funds

Grants

Purchasing

Chief

Budget

Risk Management

Dept. Director

City Manager

C.I.P. APPROVAL:  
 Signature \_\_\_\_\_ Date \_\_\_\_\_

1-31-05



## City of Miami

### Resolution R-04-0786

---

A RESOLUTION OF THE MIAMI CITY COMMISSION, WITH ATTACHMENT(S), BY A FOUR-FIFTHS (4/5THS) AFFIRMATIVE VOTE, RELATING TO CERTAIN PROJECTS FUNDED FROM THE HOMELAND DEFENSE NEIGHBORHOOD IMPROVEMENT BOND PROCEEDS, SPECIFICALLY, GRAPELAND HEIGHTS PARK WATER THEME PARK (B-35828), GRAPELAND HEIGHTS PARK COMMUNITY RECREATION FACILITY AND PARKING (B-30105), GRAPELAND HEIGHTS PARK FIELDS & SITE DEVELOPMENT (B-60496); JOSE MARTI PARK GYMNASIUM (B-35857), LITTLE HAITI PARK CULTURAL CAMPUS (B-30295) AND LITTLE HAITI PARK SOCCER AND RECREATIONAL FACILITIES (B-38500), RATIFYING, APPROVING AND CONFIRMING THE CITY MANAGER'S FINDING OF AN EMERGENCY THAT IT IS IN THE BEST INTEREST OF THE PUBLIC TO WAIVE THE REQUIREMENTS FOR COMPETITIVE PROCUREMENT PROCEDURES, PROVIDED IN THE CODE OF THE CITY OF MIAMI CODE SECTIONS 18-86 AND 18-87 AND UNDER FLORIDA STATUTES 255.20 AND 287.055, FOR THE SELECTION OF THE ARCHITECT/ENGINEER AND/OR CONTRACTOR FOR THE PROJECTS DEFINED HEREIN; AUTHORIZING THE CITY MANAGER TO NEGOTIATE AGREEMENTS BETWEEN THE CITY OF MIAMI AND THE FIRMS NAMED HEREIN TO PROVIDE THE REQUIRED DESIGN (ARCHITECTURE AND ENGINEERING), DESIGN-BUILD, AND/OR CONSTRUCTION MANAGEMENT-AT-RISK SERVICES, AS APPLICABLE PER PROJECT, AND PRESENT SAID CONTRACTS TO THE CITY COMMISSION FOR REVIEW AND APPROVAL AT A LATER DATE.

---

WHEREAS, on August 8, 2002 the CITY, with the prior approval of the voters, issued Limited Ad Valorem Tax Bonds, Series 2002, known as the Homeland Defense Neighborhood Improvement Bonds ("Bonds"), in the aggregate principle amount of \$153,186,405.85 as tax-exempt bonds, for the purpose of funding capital improvement projects identified pursuant to Ordinance No. 12137 adopted October 11, 2001; and

WHEREAS, projects to be implemented with the included several sizeable projects for improvements at Grapeland Heights Park and Jose Marti Park, and the creation of a new, state-of-the-art park within the Little Haiti community; and

WHEREAS, these projects have been further refined, scoped and subsequently programmed into the City's Capital Improvement Program and Multi-Year Plan as: Grapeland Heights Park Water Theme Park (B-35828), Grapeland Heights Park Community Recreation Facility and Parking (B-30105), Grapeland Heights Park Fields & Site Development (B-60496), Jose Marti Park Gymnasium (B-35857), Little Haiti Park Cultural Campus (B-30295), and Little Haiti Park Soccer And Recreational Facilities (B-38500); and

WHEREAS, the total present commitment of Bond proceeds to these projects is \$33,879,655, representing over 21% of the Bonds issued, and the combined estimated cost of these projects is approximately \$58 million based on a total build out of the desired project scope, with funds anticipated from other City and outside sources; and

WHEREAS, there have been lengthy delays in implementing the projects funded from Bond Proceeds, which delays preclude the City's ability to issue subsequent bonds for other City needs, including the balance of projects intended under the Bond Program; and

WHEREAS, the Administration has determined that the most expeditious methods to implement these projects are as either Design-Build projects, governed by Section 18-87 of the City Code and Section 287.055 of Florida Statutes, known as the Consultants Competitive Negotiations Act ("CCNA), or as Construction Management-at-Risk projects, governed by Section 18-86 of the City Code; and

WHEREAS, these delivery methods combine design and construction teams to compress project schedules over traditional design – bid – build scenarios to a 1 – 3 year time frame, improve project integrity, and reduce costs, particularly addressing or eliminating change orders and cost overruns; and

WHEREAS, procurement procedures normally utilized to secure these methods also require significant time, from six (6) months to one (1) year, to complete, thereby compounding the delay, further hampering the City's bonding capacity and the delivery of these projects for the benefit of the community; and

WHEREAS, the Administration has determined that the most expeditious method of implementing the Grapeland Heights Park projects (B-35828, B-30105 and B-60496), and the Little Haiti Park Soccer and Recreational Facilities project (B-38500) is to use the **Design-Build** method; and

WHEREAS, the Administration recommends that Recreation Design Consultants serve as the prime consultant/contractor for the Grapeland Heights Park projects (B-35828, B-30105, and B-60496) with the design firm of Carzo Castella Caballo Thompson Salman (C3TS) as the subconsultant/engineer; and

WHEREAS, the Administration recommends that Recreation Design Consultants serve as the prime consultant/contractor for the Little Haiti Park Soccer and Recreational Facilities (B-38500) with the design firm of Zyscovich Architects as the subconsultant/architect; and

WHEREAS, the Administration has determined that the most expeditious method of implementing the Jose Marti Park Gymnasium (B-35857) and Little Haiti Park Cultural Campus (B-30295) projects is to use the **Construction Management-at-Risk** method, and

WHEREAS, the Administration recommends that Pirtle Construction Company, Inc. serve as the contractor, Construction Manager at Risk, for the Jose Marti Park Gymnasium project (B-35857) and that the design firm of Zyscovich Architects serve as the architect for the project under a previously existing agreement dated June 24, 2002 subject to the additional approval of the City Commission requested herein; and

WHEREAS, the Administration recommends that Pirtle Construction Company, Inc. serve as the contractor, Construction Manager at Risk, for the Little Haiti Park Cultural Campus (B-30295) project and that the design firm of Zyscovich Architects continue as the architect for the project as approved by Resolution No. 04-0151 adopted March 11, 2004 under its previously existing agreement dated June 24, 2002; and

WHEREAS, the Administration has investigated and identified the aforementioned firms as having excellent qualifications uniquely geared to the projects for which they are recommended, substantial records of experience in projects of like size and complexity, and are appropriately licensed; and

WHEREAS, the City Manager recommends that he be authorized to negotiate appropriate contract terms, conditions and compensation with each Design-Build and



Construction Management-at-Risk service provider and return to the City Commission for review and approval of each contract at a later date; and

WHEREAS, presently, funds for the Projects are available under the Capital Improvement Program as follows: Grapeland Heights Park Water Theme Park (B-35828) - \$7,000,000, Grapeland Heights Park Community Recreation Facility and Parking (B-30105) - \$5,000,000, Grapeland Heights Park Fields & Site Development (B-60496) - \$ 4,00,000, Jose Marti Park Gymnasium (B-35857) - \$5,000,000, Little Haiti Park Cultural Campus (B-30295) - \$6,889,655, and Little Haiti Park Soccer and Recreational Facilities (B-38500) - \$6,000,000; and

WHEREAS, the City Manager has made a written finding of a valid public emergency attached hereto and incorporated by reference to the effect that, among other things, further delays required for the competitive procurement and award of contracts for these projects jeopardizes the City's bonding capacity and creates an undue hardship on the public welfare, thus it is in the best interest of the public and appropriately justified to waive the requirements for competitive procurement procedures of the City of Miami Code Chapter 18 (The Procurement Ordinance) and Florida Statutes 255.20 (entitled "Local Bids and Contracts for Public Construction Works") and 287.055 (known as the "Consultants Competitive Negotiations Act" or "CCNA") for the selection of the architect/engineers and/or contractors for these Projects; and

WHEREAS, said finding of the City Manager has been duly considered and adopted by the City Commission; and

WHEREAS, as stipulated in 255.20, Florida Statute, the architect/engineer of record, Zyscovich Architects, has provided written recommendation, attached hereto and incorporated by reference, that the Construction Management-at-Risk projects, Jose Marti Park Gymnasium project (B-35857) and Little Haiti Park Cultural Campus (B-30295) be awarded without competitive selection to the above-referenced firm, and this recommendation has been duly considered by the City Commission in relation to the action requested; and

WHEREAS, this matter is being considered at a duly advertised public meeting and the City Commission having considered Florida Statute 255.20 and 287.055 (Consultant's Competitive Negotiation Act: "CCNA"), 18-89 (Public Works and Contracts) and 18-90 (Emergency Procurements) of the Code of the City of Miami, which are each deemed as being incorporated by reference herein as though set forth in full, and which sets forth the criteria for the aforementioned waiver of competitive processes; and

WHEREAS, Florida Statute 255.20 allows the City to use any contract arrangement with a private sector contractor to award contracts for public construction work that is allowed by municipal ordinance; and

WHEREAS, the procedures required by 287.055, Florida Statutes ("CCNA") may be waived if there is a finding of a valid public emergency certified by the agency head; and

WHEREAS, the City of Miami is complying with the aforementioned laws and procedures;

NOW, THEREFORE, BE IT RESOLVED BY THE COMMISSION OF THE CITY OF MIAMI, FLORIDA:

Section 1. The recitals and findings contained in the Preamble to this Resolution are adopted by reference and incorporated as if fully set forth in this Section.

Section 2. By a four-fifths (4/5ths) affirmative vote, the City Commission ratifies, approves and confirms the City Manager's finding of a valid public emergency; said finding to the effect that it is in the best interest of the public and justified to waive competitive procurement procedures governed by 287.55, Florida Statutes, and Chapter 18 of the Code of the City of Miami, Florida, and select, outside of said competitive procurement processes, the professional design or design-build firms for the specified projects funded from Homeland Defense Neighborhood Improvement Bond proceeds as follows: for the Jose Marti Park Gymnasium project (B-35857), the design firm of Zyscovich Architects is selected to serve as the architect for the project under a previously existing agreement dated June 24, 2002; for the Grapeland Heights Park projects (B-35828, B-30105 and B-60496), Recreation Design Consultants will serve as the prime consultant/contractor for Design-Build services, with the design firm of Carzo Castella Caballo Thompson Salman (C3TS) as the subconsultant/engineer; and for the Little Haiti Park Soccer and Recreational Facilities (B-38500), Recreation Design Consultants will serve as the prime consultant/contractor for Design-Build services with the design firm of Zyscovich Architects as the subconsultant/architect.

Section 3. By a four-fifths (4/5ths) affirmative vote, the City Commission ratifies, approves, confirms and adopts as its own, the City Manager's finding of a valid public emergency with regard to the selection of certain firms to provide Construction Management-at-Risk services, said finding to the effect that the time required for the competitive procurement and award of contracts for said projects jeopardizes the City's bonding capacity and creates an undue hardship on the public welfare, thus it is in the best interest of the public to waive competitive procurement procedures prescribed in City Code Chapter 18 and in 255.20, Florida Statute, and select pursuant to City Code Section 18-90 "Emergency Procurement", the construction firms listed below for the specified projects funded from Homeland Defense Neighborhood Improvement Bond proceeds, having determined that said firms are appropriately certified licensed and certified contractors, and are uniquely qualified to undertake and perform the required work on behalf of the City, as follows: for the Jose Marti Park Gymnasium project (B-35857), Pirtle Construction Company, Inc. is selected to serve as the contractor, Construction Manager at Risk, and for the Little Haiti Park Cultural Campus (B-30295), Pirtle Construction Company, Inc. is selected to serve as the contractor, Construction Manager at Risk.

Section 4. The City Manager is authorized to negotiate Agreements, in a form acceptable to the City Attorney, for each project with the respective firm listed below for the provision of the required design (architectural and engineering) services, design-build services, and/or construction management-at-risk services, and to return to the City Commission for review and approval of said Agreements at a later date.

Section 5. This Resolution shall become effective immediately upon its adoption and signature of the Mayor.{2}

---

**..Footnote**

{1} The herein authorization is further subject to compliance with all requirements that may be imposed by the City Attorney, including but not limited to those prescribed by applicable City Charter and Code provisions.

{2} If the Mayor does not sign this Resolution, it shall become effective at the end of ten calendar days from the date it was passed and adopted. If the Mayor vetoes this Resolution, it shall become effective immediately upon override of the veto by the City Commission.

## CONSULTANT WORK ORDER PROPOSAL

Zyscovich, Inc. proposes to provide the services identified below for the project entitled "Little Haiti Cultural Center" pursuant to its Professional Service Agreement with the City of Miami for Architectural services, dated

### I. GENERAL

Zyscovich, Inc. and their consultants will provide Architectural/Engineering design services for an 18,275 square feet Cultural Arts building with black box theater, a 12,000 square feet Community Center, a Plaza, and (3) three parking parcels with a total of 183 parking spaces with related site work.

### II. SCOPE OF WORK

The scope of work shall include all phases of AE services (schematic design, design development, construction documents, bidding and negotiation, and construction administration) to construct the buildings and site work described above. Design work will begin on the Black Box theater first followed by design work for the community center approximately six months later. An 18 month construction period is anticipated for the entire project.

### SCHEDULE OF WORK – TIME OF PERFORMANCE

Consultant shall submit the Deliverables and perform the Work as depicted in the tables below.

SCHEDULE OF DELIVERABLES		
Sheet or ID Number	Drawing Name or Deliverable	Total Hours Or Anticipated Delivery Date
	Permitted construction documents and specifications for community buildings, parking lots, and related sitework	08/30/05
	Permitted construction documents and specifications black box theater	12/30/05

SCHEDULE OF WORK				
Task or Activity ID #	Task Name and/or Activity Description	Duration (specify weeks, calendar or working days)	Projected Start Date	Projected Finish Date*
	Community buildings and parking lots		01/31/05	12/30/06
	Black box theater		01/31/05	12/30/06

\* The above schedule assumes a Written Notice to Proceed will be issued by City on January 31, 2005.

### III. COMPENSATION

Consultant shall perform the Work detailed in this Proposal for a Lump Sum fee of nine hundred ninety thousand dollars and zero cents (\$990,000.00). Said fee does not include an allowance for Reimbursable Expenses required in connection with the Work, which shall be established in an amount not to exceed \$125,000.00. Said Reimbursable Expenses are outlined below and consist of: programming phase; permit expediting; threshold inspections; reimbursable expenses for the owner; and reproduction. Said Reimbursable Expenses shall be utilized in accordance with the Agreement Provisions and shall conform to the limitations of Florida Statutes § 112.061. Additional services will be performed based on the hourly rates listed in Exhibit A included in our January 11, 2005 proposal.



# City of Miami

## Legislation

### Resolution

City Hall  
3500 Pan American  
Drive  
Miami, FL 33133  
www.ci.miami.fl.us

File Number: 05-00104

Final Action Date:

A RESOLUTION OF THE MIAMI CITY COMMISSION, WITH ATTACHMENT(S), AUTHORIZING THE CITY MANAGER TO EXECUTE AN AGREEMENT, IN SUBSTANTIALLY THE ATTACHED FORM, WITH RECREATIONAL DESIGN AND CONSTRUCTION, INC. FOR COMPREHENSIVE CONSTRUCTION AND DESIGN SERVICES FOR THE GRAPELAND HEIGHTS PARK PROJECT -PHASE I, B-60496, UNDER A DESIGN-BUILD DELIVERY METHOD FOR A TOTAL AMOUNT NOT TO EXCEED \$7,000,000; ALLOCATING FUNDS FROM CAPITAL IMPROVEMENT PROJECT ("CIP") NO. 331419, IN AN AMOUNT NOT TO EXCEED \$1,975,000; FROM CIP NO. 333138, IN AN AMOUNT NOT TO EXCEED \$3,025,000, AND FROM CIP NO. 311711, IN AN AMOUNT NOT TO EXCEED \$2,000,000, UNDER THE HOMELAND DEFENSE NEIGHBORHOOD IMPROVEMENT BOND PROGRAM, FOR SAID PURPOSE.

WHEREAS, the City of Miami ("City") has established a capital improvement project to design and construct a recreational complex at Grapeland Heights Park, located at located at 1550 Northwest 37th Street, Miami, Florida; and

WHEREAS, said project has been incorporated into the City's Capital Improvement Program and Multi-year Plan as Project No. 60496, entitled "Grapeland Heights Park Site Development ("Project"); and

WHEREAS, pursuant to Resolution No. 04-0786, adopted December 9, 2004, the City has determined that this Project is best implemented using a Design-Build process, with Recreational Design & Construction, Inc. ("RDC") serving as the lead contractor; and

WHEREAS, the scope of work for the entire Project is to create a water park, recreational community building, ballfields and concession/restroom building on the existing park site; and

WHEREAS, RDC and the Department of Capital Improvement have negotiated an agreement for the design and construction of Phase I of the Project, and established a not to exceed fee of \$7,000,000 for the comprehensive design-build service; and

WHEREAS, Phase I of the Project consists of design services for the entire Grapeland Heights Park project and construction of the baseball complex and the construction of the baseball complex which includes four (4) tournament baseball/softball fields, a concession building including restrooms, storage and press box, batting cages, dugouts, demolition, sitework and grading, irrigation, landscaping, sport and security lighting, and related parking; and

WHEREAS, it is anticipated that construction of the balance of the Project consisting of a recreation/community building, water theme park and other recreational amenities will be included in subsequent phases subject to funding from Miami-Dade government bonds and City Commission ~~agreement and~~

WHEREAS, funds in the required amounts are available from Capital Improvement Project Nos. 331419, 333138 and 311711;

NOW, THEREFORE, BE IT RESOLVED BY THE COMMISSION OF THE CITY OF MIAMI, FLORIDA:

Section 1. The recitals and findings found in the preamble of this resolution are adopted by reference and incorporated as if fully set forth in this section.

Section 2. The City Manager is authorized{1} to execute an Agreement, in substantially the attached form, with RDC for comprehensive construction and design services for the Grapeland Heights Park Project - Phase I, B-60496, under a design-build delivery method for a total amount not to exceed \$7,000,000, with funds allocated from CIP No. 331419 in an amount not to exceed \$1,975,000, from CIP No. 333138 in an amount not to exceed \$3,025,000 and from CIP No. 311711 in an amount not to exceed \$2,000,000, under the Homeland Defense Neighborhood Improvement Bond Program, for said purpose.

Section 3. This Resolution shall become effective immediately upon its adoption and signature of the Mayor.{2}

APPROVED AS TO FORM AND CORRECTNESS: 

JORGE L. FERNANDEZ  
CITY ATTORNEY 

Footnotes:

{1} The herein authorization is further subject to compliance with all requirements that may be imposed by the City Attorney, including but not limited to those prescribed by applicable City Charter and Code provisions.

{2} If the Mayor does not sign this Resolution, it shall become effective at the end of ten calendar days from the date it was passed and adopted. If the Mayor vetoes this Resolution, it shall become effective immediately upon override of the veto by the City Commission.

**DESIGN- BUILD AGREEMENT**

**Between**

**THE CITY OF MIAMI (COM)**

**and**

**RECREATIONAL DESIGN and CONSTRUCTION (RDC)**

**for**

**DESIGN/BUILD SERVICES  
FOR GRAPELAND HEIGHTS PARK PHASE I**

**CITY OF MIAMI RESOLUTION # \_\_\_\_\_**

## SECTION

1. DEFINITIONS
2. PREAMBLE
3. CONTRACT DOCUMENTS
4. SCOPE OF WORK
5. COMPLETION DATE -- LIQUIDATED DAMAGES
6. FIRM'S RESPONSIBILITY
7. COMPENSATION AND METHOD OF PAYMENT
8. ADDITIONAL SERVICES AND CHANGES IN SCOPE OF WORK
9. COM'S RESPONSIBILITIES
10. RESOLUTION OF DISPUTES
11. PRE-CONSTRUCTION CONFERENCE
12. PROJECT MEETINGS
13. SECURITY
14. INSPECTION OF PROJECT
15. SUPERINTENDENCE AND SUPERVISION
16. COM'S RIGHT TO TERMINATE AGREEMENT
17. FIRM'S RIGHT TO STOP WORK OR TERMINATE CONTRACT
18. "OR EQUAL" CLAUSE
19. PLANS AND WORKING DRAWINGS
20. FIRM TO CHECK DRAWINGS AND DATA
21. WARRANTY
22. SUPPLEMENTARY DRAWINGS
23. DELIVERY, INVENTORY, AND STORAGE OF MATERIALS AND PARTIAL PAYMENT THEREFOR
24. GENERAL WORKMANSHIP
25. DEFECTIVE WORK
26. SUBCONTRACTS
27. CONSTRUCTION AREA
28. LANDS FOR WORK
29. LEGAL RESTRICTIONS AND TRAFFIC PROVISIONS
30. DAMAGE TO EXISTING FACILITIES, EQUIPMENT OR UTILITIES
31. CONTINUING THE WORK
32. FIELD ORDERS AND SUPPLEMENTAL INSTRUCTIONS
33. CHANGE ORDERS
34. VALUE OF CHANGE ORDER WORK
37. SUBSTANTIAL COMPLETION
36. NO DAMAGES FOR DELAY
35. CHANGE OF CONTRACT TIME OR CONTRACT SUM
36. NO DAMAGES FOR DELAY
37. SUBSTANTIAL COMPLETION
38. SHOP DRAWINGS AND SCHEDULE OF VALUES
39. FIELD ENGINEERING
40. FIELD LAYOUT OF THE WORK AND RECORD DRAWINGS
41. SAFETY AND PROTECTION
42. PROJECT SIGNAGE



- 43. CLEANING UP AND REMOVAL OF EQUIPMENT
- 44. BONDS AND INDEMNIFICATION
- 45. MISCELLANEOUS

**EXHIBITS**

- Exhibit A - Design Criteria
- Exhibit B - Scope of Work and Plans and Specifications
- Exhibit C - Form Certificate of Insurance
- Exhibit D - Form of Performance Bond
- Exhibit E - Form of Payment Bond
- Exhibit F - Certificate of Substantial Completion
- Exhibit G - Final Certificate of Payment
- Exhibit H - Form of Final Receipt
- Exhibit I - Optional Upgrades
- Exhibit J - Construction Schedule
- Exhibit K - Schedule of Values
- Exhibit L - Detailed Cost Estimate

This is an Agreement (the "Agreement") made and entered into this \_\_\_\_\_ day of 2005, by and between the City of Miami, (COM) and Recreational Design and Construction, a Florida corporation ("FIRM") for the provision of Design-Build services for Grapeland Heights Park, Phase 1.

In consideration of the mutual terms and conditions, promises, covenants and payments hereinafter set forth, COM and FIRM agree as follows:

## 1. DEFINITIONS

For the purposes of this Agreement and the various covenants, conditions, terms and provisions which follow, the DEFINITIONS set forth below are assumed to be true and correct and are agreed upon by the parties.

Whenever the following terms or pronouns in place of them appear in this Agreement the intent and meaning shall be interpreted as follows:

- 1.1 Architect: An architectural firm, in good standing and licensed pursuant to Chapter 481, Florida Statutes, to be retained by the FIRM for the provision of architectural services to the Project. This definition includes the rendering or offering to render services in connection with the design and construction of the Project including providing preliminary study designs, drawings and specifications, job-site inspection, administration of construction costs, drawings and specifications, and job-site observations.
- 1.2 Change Order: A written document ordering a change in the Contract Sum or contract time or a material change in the work as determined by the OAR/Owner's Representative (OAR). Change Orders will be in compliance with the applicable provisions of the City of Miami Procurement Code. No Change Order initiated by FIRM shall be authorized if the Change Order will result in an increase in either the Contract Sum or the Contract time unless the time and/or price change is a direct consequence of a new or changed government regulation enacted or imposed after the date this Agreement is approved by COM. COM shall have the discretion to initiate Change Orders to add or delete work, including increases or decreases in the Contract Sum or the Contract time.
- 1.3 Commission: The City of Miami Commission, which is the governing body of the COM and is the only body which is authorized to approve amendments to this Agreement and Change Orders exceeding limits as set forth in the City of Miami Procurement Code.
- 1.4 Construction Documents Phase: The phase in which the Architect prepares the final documents for construction of the Project based upon the approved Design Development Documents.
- 1.5 Construction Phase: The phase of services which constitutes the construction of the Project and all activities necessary for the completion of the Project.
- 1.6 Contract: This Agreement and all addenda and amendments thereto between the COM and the FIRM, all as defined herein. ~~Contract shall mean the same as Agreement~~

- 1.7 **Contract Completion:** The date certified by FIRM that all conditions of the permits and regulatory agencies have been met, all construction, including corrective work, has been performed, all administrative requirements of the Contract Documents have been completed, and COM has received, from FIRM, a release of all liens, consent of surety, release of claims by FIRM, corrected as-built drawings, a final bill of materials, executed final adjusting Change Order if any, final invoice, final reconciliation, copies of pertinent test results, correspondence and other necessary documentation.
- 1.8 **Contract Documents:** The Design Criteria for the Project which includes preliminary plans, the plans and specifications, addenda, qualifications, and supplemental instructions, which are to be developed by FIRM pursuant to this Agreement, the performance bond and payment bond, the design documents, the construction documents such as Critical Path Method (CPM) and Schedule of Values, and any additional documents, the submission of which is required by this Agreement. When reference is made in the Contract Documents to publications, standards or codes issued by associations or societies, the intent shall be to specify the current edition of such publication or standard including revision and effect on the date of the Contract advertisement notwithstanding any reference to a particular date.
- 1.90 **CPM:** The Critical Path Method (CPM) is one of several related techniques for doing project planning. CPM is for projects that are made up of a number of individual "activities." If some of the activities require other activities to finish before they can start, then the project becomes a complex web of activities, requiring a methodical path.
- 1.10 **Design Phase:** This phase will consist of the Schematic Design Phase during which FIRM will consult with the OAR and prepare Schematic Design Documents consisting of drawings and other documents illustrating the scale and relationship for approval of the COM. The Design Development Phase also includes the preparation by FIRM, of Design Development Documents, based on approved Schematic Design Documents, and submittal to the COM of a further Statement of Construction Costs.
- 1.11 **FIRM:** Recreational Design and Construction. The FIRM has been selected to perform the Work pursuant to action of the City Commission evidenced by Resolution No., 04-786, adopted December 9, 2004. . The FIRM has full responsibility under this Agreement for the design and construction of the Project and is liable for the acceptable performance of the work and payment of all sums due to its employees, agents, servants, consultants, subcontractors, materialpersons, and suppliers pertaining to the Project. All references in the Contract Documents to third parties under contract or control of FIRM shall be deemed to be a reference to FIRM. The FIRM will be responsible for the provision, installation, and performance of all equipment, materials, and services offered.
- 1.12 **Field Order:** A written order issued by the OAR which orders minor changes in the Project but which does not involve a change in the total cost or time for performance.
- 1.13 **Final Completion:** The date certified by the OAR that all conditions of the permits and regulatory agencies have been met, all construction, including corrective and punch list

work, has been performed, all administrative requirements of the Contract Documents have been completed, and COM has received from FIRM a release of all liens, consent of surety, release of claims by FIRM, corrected as-built drawings, a final bill of material, executed final adjusting Change Order if any, final invoice, and copies of pertinent test results, including all warranties, guarantees, operational manuals, spare parts, service contracts and tools. At a minimum, a final Certificate of Occupancy is one of the requirements for final completion.

- 1.14 Liquidated Damages: The amount prescribed in this Agreement to be paid the COM, or to be deducted from any payments due the FIRM for each day's delay in completing the whole or any specified portion of the work beyond the Contract Time.
- 1.15 Notice to Proceed: A written document issued by the OAR informing the FIRM to officially begin each phase of the Project.
- 1.16 Owner's Authorized Representative (OAR): The individual expressly designated in writing by COM's City Manager to administer the Project and to act as the authorized agent of the COM.
- 1.17 Plans and/or Drawings: The official graphic representations of this Project which, upon written approval of COM, shall become a part of the Contract Documents.
- 1.18 Project: Design Services for the entire Grapeland Heights Park project, and Construction Services for Phase 1 of the project, consisting of the baseball complex, as more particularly described in, and in accordance with the Design Criteria attached hereto as Exhibit "A". The Construction Services for other phases of the entire Grapeland Heights Park project shall be authorized by separate agreement, or amendments to this Contract, subject to Commission approval.
- 1.19 Project Commencement Date: The date upon which the Notice to Proceed is issued by the OAR.
- 1.20 Project Representative: An authorized representative of FIRM assigned to represent FIRM on the Project as approved by the OAR, which approval shall not be unreasonably withheld.
- 1.21 Proposal: The Proposal submitted by the FIRM for Design-Build Services for the entire Grapeland Heights Park project dated December 9, 2004.
- 1.22 Shop Drawings: Drawings, diagrams and schedules (excluding, however, the CPM Schedule), and other data specially prepared by the FIRM or its subcontractors, sub-subcontractors, manufacturer, supplier or distributor to illustrate some portion of the work.
- 1.23 Subcontractor: The person or entity having a direct contract with FIRM including one who furnishes material worked to a special design according to the Contract Documents for this Project, but does not include one who merely furnishes material not so worked.

- 1.24 **Substantial Completion:** Subject to the requirements of this Agreement, the date certified by the OAR that all conditions of the permits and regulatory agencies have been met for the COM's intended use, and all construction has been performed in accordance with the Contract Documents so COM can occupy or utilize the Project for its intended purposes. At a minimum, a Temporary Certificate of Occupancy is one of the requirements for Substantial Completion.
- 1.25 **Superintendent:** Individual employed by FIRM to provide construction management services for the Project.
- 1.26 **Surety:** The surety company which is bound by the performance bond and payment bond with and for FIRM and who is primarily liable and responsible for FIRM's acceptable performance of the work under this Contract and for the payment of all debts pertaining thereto in accordance with Section 255.05, Florida Statutes.
- 1.27 **Work:** The completed construction required by the Contract Documents, including all labor necessary to produce such construction, and all materials and equipment incorporated or to be incorporated in such construction.

## 2. **PREAMBLE**

It is the intent of the Contract Documents and this Agreement to describe a functionally complete Project to be designed and constructed by the FIRM in accordance with the Contract Documents. All work, materials or equipment that may reasonably be inferred from the Contract Documents as being required to produce the intended result will be supplied by FIRM whether or not specifically called for, unless same may be the subject of a Change Order. When words which have a well-known technical or trade meaning are used to describe work, materials or equipment, such words shall be interpreted in accordance with that meaning. Reference to standard specifications, manuals or codes of any technical society, organization or association, or to laws or regulations of any governmental authority, whether such reference be specific or by implication, shall mean the standard specification, manual, code, laws or regulations in effect at the time of the execution of this Agreement. A change in the applicable laws or codes after execution of this Agreement or after a permit is issued may result in additional compensation should additional work be required on behalf of the FIRM. The FIRM shall be deemed to have decided for itself the character and difficulties which may be encountered at the Project site; and FIRM acknowledges that it is satisfied regarding the nature and extent of the work and that it has correlated its study and observations of the Project site with the requirements of the Contract Documents.

This Project is funded with public funds, and COM has budgeted **FIVE MILLION SEVEN HUNDRED TWENTY-FIVE THOUSAND NINE HUNDRED FORTY-TWO and 00/100 Dollars (\$5,725,942.00)** for the Project. The FIRM agrees that the foregoing amount constitutes the maximum price and payment that COM will be obligated to pay for Firm's design and construction services for the complete and fully functional Project described in this Contract except for COM-approved Change Orders.

### **3. CONTRACT DOCUMENTS**

- 3.1 FIRM shall not deviate but shall strictly follow the Contract Documents as to work, material, and dimensions except when the OAR in his/her sole reasonable discretion, authorizes an exception in writing.
- 3.2 FIRM shall maintain four (4) copies of the Contract Documents; two (2) of which shall be preserved and always kept accessible to the OAR or his/her authorized representatives.
- 3.3 This Contract incorporates by reference and in the following order of authoritative precedent, the following documents (i) the Contract Documents defined in Section 1.9; and (ii) the Proposal, including any addenda.

### **4. SCOPE OF WORK**

- 4.1 FIRM hereby agrees to complete the Project described by the Contract Documents and the final Design Criteria as set forth in Exhibit A, including furnishing all architectural, engineering, landscape architecture, and land surveying services, labor, materials, equipment and other services necessary to perform all of the work described in the Contract Documents including drawings and addenda thereto for the construction of the Project to be constructed in accordance with the requirements and provisions of the Contract Documents. The Scope of Work shall include all items necessary to provide a complete project which meets all codes as defined by plan review incident to permitting. The Scope of Work also includes all Project site preparation. The Scope of Work for this Project shall be performed pursuant this Agreement for the Contract Sum.
- 4.2 FIRM agrees to meet with OAR or designee at reasonable times and upon reasonable notice.
- 4.3 FIRM will develop from its proposal and layout drawings the specifications which will be reviewed and approved by COM for concept only and will meet or exceed the standards noted in the scope of services attached hereto and incorporated herein, and all applicable codes, ordinances, statutes and any other regulations imposed by any regulatory body or authority governing the design and construction. All such documents shall become a part of the Contract Documents at the time they are provided by FIRM and approved for concept by COM.
- 4.4 Prior to the Final Completion there shall be established a record set of plans and specifications, on Mylar and the latest commercially released version of AutoCAD, which shall bear the approval of FIRM and OAR. Such approval shall be indicated by the written signature of both parties. In addition, prior to the commencement of services under this Agreement, FIRM shall submit to the OAR a Critical Path Method (CPM) Schedule for the Design, Permitting and Construction Phases of the Project. The CPM shall be updated monthly and submitted to OAR as part of each pay request.
- 4.5 The major elements of the Project are the Design Phase and the Construction Phase, all in accordance with the requirements and provisions of the following documents which are

hereby made a part of this Agreement: FIRM's Final Proposal and the Plans and Specifications as approved and accepted by COM and attached hereto as Exhibit B, and thereafter amended by FIRM and approved by COM.

- 4.6 If, during performance of the Work, FIRM encounters subsurface or concealed conditions at the Project site which differ materially from those ordinarily encountered and generally recognized as Inherent in work of the character called for in the Contract Documents, or unknown physical conditions of the Project site of an unusual nature which differ materially from that ordinarily encountered and generally recognized as Inherent in work of the character called for in the Contract Documents, FIRM shall, without disturbing the conditions and before performing any work affected by such conditions, notify the OAR in writing, by facsimile with telephone, of the existence of the aforesaid conditions no later than twenty-four (24) hours after their discovery and request an equitable adjustment of the Contract Price and/or Contract Time. FIRM shall also notify the OAR of such conditions in writing by certified mail forwarded no later than the next business day. Within twenty-four (24) hours after receipt of FIRM's written notice, excluding legal holidays, the OAR shall investigate the site conditions identified by FIRM. If, in the sole opinion of the OAR, the conditions materially differ and justify an increase or decrease in FIRM's cost of performing any part of the Work, the OAR shall determine an equitable adjustment to the Contract Price and/or Contract Time. Should the OAR determine that the conditions of the Project site are not so materially different to justify a change in the Contract Price and/or Contract Time, the OAR shall so notify FIRM in writing, stating the reasons. If FIRM does not agree with the OAR's determination, FIRM may invoke the procedure authorized by Section 33. No request by FIRM for an equitable adjustment to the Contract under this provision shall be allowed unless FIRM has given written notice in strict accordance with the provisions of this Section. No request for an equitable adjustment or change to the Contract Price or Contract time for differing site conditions shall be allowed if made after the date of Substantial Completion.

## 5. COMPLETION DATE – LIQUIDATED DAMAGES

### 5.1 Contract Time:

5.1.1 OAR shall instruct the FIRM to commence the Design Phase and the Construction Phase of the Project by written instructions in the form of a Notice to Proceed. The Project shall be commenced within fifteen (15) calendar days from FIRM's receipt of the Notice to Proceed. The Notices to Proceed will not be issued until receipt by the OAR of all required documents and after the proper execution of this Agreement by all parties.

5.1.2 Time is of the essence throughout this Contract. Substantial Completion of the Project by the FIRM shall be October 1, 2005. The Design Phase will conclude with the issuance of a building permit to support a construction date of not later than December 15, 2005. The Design Phase duration assumes a permitting period not to exceed 30 calendar days. Should additional time be required for permitting processes, the FIRM's only remedy will be an extension of time for the Design Phase, to be requested in accordance with this Agreement. The time frames and dates stipulated in this Section 5.1.2. are based on an assumed Contract execution date of no later than March 10, 2005. Should the Contract execution date be delayed,

then all time frames and dates referenced herein shall be extended accordingly. The total Project shall be completed by FIRM and ready for final payment in accordance with Section 7.2.4 no later than 45 calendar days after Substantial Completion. Any time extension authorized by COM or the OAR pursuant to this Agreement shall extend the dates in this Section by an equal amount of time.

5.1.3 Upon failure of FIRM to substantially complete the Project by the date specified for Substantial Completion, plus approved time extensions for such Substantial Completion, FIRM shall pay to COM Liquidated Damages in the sum of One Thousand Dollars (\$1,000.00) for each calendar day after such time, until Substantial Completion. Upon failure of FIRM to finally complete the Project by the date specified for Final Completion, plus approved time extensions for Final Completion, FIRM shall pay to COM the sum of Five Hundred Dollars (\$500.00) for each calendar day after such time until Final Completion. These amounts are not penalties but are Liquidated Damages to COM for its inability to obtain full beneficial use of the Project. Liquidated Damages are hereby fixed and agreed upon between the parties, recognizing the impossibility of precisely ascertaining the amount of damages that will be sustained by COM as a consequence of such delay, and both parties desiring to obviate any questions or dispute concerning the amount of said damages and the cost and effect of the failure of FIRM to complete this Contract on time.

5.1.4 COM is authorized to deduct Liquidated Damages from monies due to FIRM for the work under this Contract or as much thereof as COM may, at its own option, deem just and reasonable.

## **6. FIRM'S RESPONSIBILITY**

- 6.1 The parties acknowledge and agree that COM is purchasing, and FIRM is bound to deliver, the design and construction of a complete Project including landscaping, and drainage, which shall be constructed in accordance with the Contract Documents, and in compliance with all applicable laws and technical codes in effect at the time of permitting.
- 6.2 FIRM shall be responsible for applying for and securing all permits and approvals from all governmental authorities having jurisdiction over the Project. All permits and licenses required by federal, state or local laws, rules and regulations necessary for the prosecution of the Project by FIRM pursuant to this Agreement shall be secured and paid for by the FIRM. An aggregate maximum of 30 days extension of time shall be granted to FIRM for completion of the Project due to delays in obtaining any approval or permit from a governmental authority. It is FIRM's responsibility to have and maintain appropriate certificate(s) of competency, valid for the work to be performed and for all persons working on the Project for whom a certificate of competency is required.
- 6.3 FIRM shall be fully responsible for the actions or omissions of all its agents, servants, employees, subcontractors, sub-subcontractors, material persons, and persons working for it in conjunction with the design and construction of the Project.
- 6.4 FIRM shall be fully responsible for all acts or omissions of its consultants and subcontractors and of persons directly employed by FIRM's consultants and



subcontractors and of persons for whose acts any of them may be liable to the same extent FIRM is responsible for the acts and omissions of persons directly employed by FIRM. Nothing in this Agreement shall create any contractual relationship between any consultant or subcontractor and COM or any obligation on the part of COM to pay or to see to the payment of any monies due to any consultant or subcontractor.

- 6.5 FIRM agrees to bind specifically every subcontractor and consultant to the applicable terms and conditions of this Agreement for the benefit of COM.
- 6.6 FIRM shall provide and pay for all architecture, engineering, landscape architecture, and land surveying services, materials, labor, water, tools, equipment, light, power, transportation and other facilities and services necessary for the proper execution and completion of the Project, whether temporary or permanent, and whether or not incorporated or to be incorporated in the Project.
- 6.7 FIRM shall at all times enforce strict discipline and good order among its employees, consultants, and subcontractors at the Project site and shall not employ on the Project any unfit person or anyone not skilled in the work assigned to him or her.
- 6.8 FIRM shall maintain suitable and sufficient guards and barriers as may be necessary, as may be determined by FIRM, OAR or permitting authority, and at night suitable and sufficient lighting for the prevention of accidents and thefts.
- 6.9 FIRM shall keep itself fully informed of, and shall take into account and comply with, all applicable state and national laws and municipal ordinances and regulations in any manner affecting those engaged or employed in the Project, or the materials used or employed in the Project, or in any way affecting the conduct of the Project, and of all such orders and decrees of bodies or tribunals having any jurisdiction or authority over the same and of all provisions required by law to be made a part of this Agreement, all of which provisions are hereby incorporated by reference and made a part hereof. If any specification or contract for this Project is in violation of any such law, ordinance, regulation, order or decree, FIRM shall forthwith report the same to the OAR in writing. FIRM shall cause all its agents, employees, subcontractors and consultants to observe and comply with all applicable laws, ordinances, regulations, orders and decrees.
- 6.10 FIRM shall pay all applicable sales, consumer, use and other taxes required by law in effect at the execution of this Agreement. FIRM is responsible for reviewing the pertinent state statutes involving state taxes and complying with all requirements.
- 6.11 COM shall have the right to inspect and copy, at COM's expense, the books and records and accounts of FIRM which relate in any way to the Project, and to any claim for additional compensation made by FIRM, and to conduct an audit of the financial and accounting records of FIRM which relate to the Project and to any claim for additional compensation made by FIRM. FIRM shall retain and make available to COM all such books and records and accounts, financial or otherwise, which relate to the Project and to any claim for the required retention period of the Florida Public Records Act (Chapter 119, Fla. Stat.), if applicable, or, if the Florida Public Records Act is not applicable, for a

period of three (3) years following final completion of the Project. During the Project and the three (3) year period following final completion of the Project, FIRM shall provide COM access to its books and records upon 3 days prior written notice. If an audit has been initiated and audit findings have not been resolved at the end of the retention period or the three-year period, whichever is longer, the books, records, and accounts shall be retained and made available to COM until resolution of the audit findings.

## **7. COMPENSATION AND METHOD OF PAYMENT**

### **7.1 Contract Sum**

7.1.1 COM agrees to pay FIRM, as compensation for its services under the terms of this Agreement, the sum of **FIVE MILLION NINE HUNDRED SEVENTY-NINE THOUSAND SIXTY-THREE AND 00/100 Dollars (\$5,979,063.00)** ("Contract Sum"). FIRM's failure to properly evaluate any cost factors prior to submitting a its Proposal shall not form the basis for additional compensation. The compensation for the Project to be performed by FIRM includes all costs, expenses and fees for all Work provided by the FIRM and its subcontractors and consultants and all other persons retained by the FIRM to perform the services described herein.

7.1.2 The Contract Sum shall be the maximum amount payable by COM to FIRM for the costs of this Project. The Sum is a specific amount set forth which is the total payment for performance of this Contract and shall not be exceeded unless authorized by Change Order.

7.1.3 FIRM shall submit to the OAR a schedule of values for each item comprising the Contract Sum. Any negotiated Change Order shall be based upon such schedule of values.

### **7.2 Method of Billing and Payment**

7.2.1 During the Design Phase, payments shall be made monthly, based upon percentage of completion of final construction plans and specification preparation. Payments shall be made no more frequently than monthly. The OAR shall verify completion of the various stages as noted and authorize payment. During the Construction Phase, FIRM may submit a request for payment thirty (30) calendar days after beginning field operations and every thirty (30) calendar days thereafter. Payment will be based on quantities certified by the FIRM and approved by the OAR. FIRM's requisition shall show a complete breakdown of the Project components, the quantities completed and the amount due, together with such supporting evidence as may be required by the OAR. When applicable, the requisition for payment shall be accompanied by a completed certification of work. The certification of work will mean compliance by FIRM with SDBE, CPM Schedule, and prevailing wages and applicable laws, codes, rules and regulations. Each requisition shall be submitted in triplicate to the OAR for approval. An updated CPM Schedule shall be submitted monthly with payment requests. Should the Project fall behind schedule as indicated in the CPM Schedule, FIRM shall include a written plan demonstrating how the final completion date shall be maintained.

7.2.2. COM agrees that it will pay FIRM ninety percent (90%) of the total shown to be due on such statement within thirty (30) calendar days of receipt of FIRM's proper invoice, as provided above, accompanied by an acceptable updated CPM Schedule and as-built drawings.

7.2.3 Ten percent (10%) of all monies earned by FIRM shall be retained by COM until the Project is totally completed and the Final Certificate for Payment has been issued. After . After seventy-five percent (75%) of the Project has been completed, OAR shall have the authority to reduce to five percent (5%) the amount of retainage for moneys earned subsequent to achieving 75% completion. After Substantial Completion, OAR shall have the authority to reduce to two and one-half percent (2.5%) the amount of retainage for 1 monies earned after Substantial Completion. . Any interest earned on retainage shall accrue to the benefit of COM.

7.2.4 Upon receipt of written notice from FIRM that the Project is ready for final inspection and acceptance, the OAR shall, within ten (10) calendar days, make an inspection thereof. If the OAR finds the Project fully performed and in compliance with the Contract Documents, and DESIGN BUILDER complies with the provisions of Section 7.2.4. below, the OAR shall issue a Final Certificate of Payment in the form of Exhibit I.

7.2.5. Before issuance of the Final Certificate for Payment, FIRM shall deliver to the OAR a final receipt in the form of Exhibit J, a complete release of all liens arising out of this Agreement, or receipts in full in lieu thereof, and an Affidavit certifying that all suppliers and subcontractors have been paid in full and that all other indebtedness connected with the Project has been paid, and a consent of the surety to final payment. All warranties, guarantees, operational and maintenance manuals and videos, and instructions in operation must be delivered to COM at this time. As built drawings will be completed, a hard reproducible copy and an AutoCAD version in the latest commercially released format, uncompressed shall be delivered to COM, and certificate of occupancy will be obtained prior to final payment being made.

7.2.6. COM may withhold final payment or any progress payment to such extent as may be necessary on account of:

- (i) Defective work not remedied.
- (ii) Claims filed or written notices of nonpayment indicating probable filing of claims as may be prescribed by law by other parties against FIRM unless Surety consents to payment.
- (iii) Failure of FIRM to make payments properly to subcontractors or consultants or for material or labor unless Surety consents to payment.
- (iv) Liquidated Damages pursuant to Section 5 hereof.
- (v) As-built drawings not being in a current and acceptable state.

7.2.7 The FIRM warrants to the COM that all materials and equipment furnished under this Agreement will be new unless otherwise specified, and that all work will be of good quality and in conformance with the Contract Documents. All work not conforming to these requirements, including substitutions not properly approved and authorized by OAR, may be considered defective. If required by the COM, the FIRM shall furnish satisfactory evidence as to the origin, nature and quality of materials and equipment used for the Project. FIRM shall properly store and protect all construction materials. Materials which become defective through improper storage shall be replaced by FIRM with new materials at no additional costs to COM. When the above grounds are removed or resolved or FIRM provides a surety bond or consent of Surety satisfactory to COM which will protect COM in the amount withheld, payment may be made to FIRM in whole or in part, as applicable.

7.2.8 COM may withhold final payment to such extent as may be necessary on account of damage to another subcontractor, supplier, material person, party, or person not remedied which are attributable to FIRM, its agents, servants, employees, subcontractors and sub-subcontractors, material person and suppliers. FIRM shall use reasonable measures to remedy such damage, and COM shall not unreasonably withhold final payment.

7.2.9 If, after the Project has been substantially completed, full completion thereof is delayed through no fault of FIRM, or by issuance of Change Orders affecting final completion, and the OAR so certifies, COM shall, upon certification of the OAR, and without terminating this Contract, make payment of the balance due for that portion of the Project fully completed and accepted. Such payment shall be made as required by law under the terms and conditions governing final payment, except that it shall not constitute a waiver of claims.

7.2.10 The making and acceptance of the final payment shall constitute a waiver of all claims by COM, other than those arising from faulty or defective work, failure of the Project to comply with requirements of the Contract Documents or terms of any warranties required by the Contract Documents. It shall also constitute a waiver of all claims by FIRM, except those previously made in writing and identified by FIRM as unsettled at the time of the final application for payment.

7.2.11 Payment will be made to FIRM at:

Recreational Design & Construction, Inc.  
3990 N. Powerline road  
Ft. Lauderdale, FL 33309

## **8. ADDITIONAL SERVICES AND CHANGES IN SCOPE OF WORK**

Without invalidating this Agreement and without notice to any surety, COM reserves and shall have the right to make such changes from time to time in the character or quantity of the Project as may be considered necessary or desirable to complete fully and acceptably the

proposed construction in a satisfactory manner. Any extra or additional work within the scope of this Project may be accomplished by means of appropriate and fully executed and approved Change Orders. FIRM shall not be obligated to perform any extra or additional work until a valid change order has been executed.

## **9. COM'S RESPONSIBILITIES**

COM shall assist FIRM by placing at its disposal any available information pertinent to the Project including previous reports, laboratory tests and inspections of samples, materials and equipment; property, boundary, easement, rights-of-way, topographic and utility surveys; property descriptions; and known zoning, deed and other land use restrictions. COM shall arrange for access to and make all provisions for FIRM to enter upon public and private property as required for FIRM to perform its services.

## **10. RESOLUTION OF DISPUTES – WAIVER OF TRIAL BY JURY**

- 10.1. Claims, disputes or other matters in questions between the FIRM and COM arising out of or relating to this Agreement, or the breach thereof, shall be initially subject to mediation by a mediator to be selected by the parties, as a condition precedent to litigation. Unless the parties mutually agree otherwise, such mediation shall be conducted in accordance with the Construction Industry Mediation Rules of the American Arbitration Association in effect at the time of the claim. Requests for mediation shall be filed in writing with the other party to this Agreement. The parties shall endeavor to expedite the mediation and, if necessary, any litigation or arbitration during the actual construction of the Project. The parties shall share the Mediator's fee and any mediation filing fees equally. The mediation shall be conducted in Miami, Florida, unless the parties mutually agree otherwise. Agreements reached in mediation shall be set forth in writing and executed by both parties and shall be enforceable as settlement agreements in any court having jurisdiction thereof.
- 10.2. Claims, disputes or other matters in questions between the FIRM and COM arising out of or relating to this Agreement, or the breach thereof, which are not resolved by mediation shall be subject to and decided by litigation exclusively in the state or federal courts of Miami-Dade county, Florida, unless COM elects, in its sole discretion, to have such claims, disputes, or other matters in questions, be subject to and decided by arbitration in accordance with the Construction Industry Arbitration Rules of the American Arbitration Association currently in effect. FIRM consents to the exclusive venue of the state and federal courts of Miami-Dade County, Florida.
- 10.3. Pending final resolution of a claim, including mediation, unless otherwise agreed in writing, FIRM shall proceed diligently with performance of this Contract and the COM shall continue to make payments in accordance with the Contract Documents.
- 10.4. Any mediator used shall be certified in accordance with Florida law. Mediation will be conducted in Miami-Dade County.
- 10.5. **IN THE EVENT OF LITIGATION, FIRM HEREBY KNOWINGLY, IRREVOCABLY, VOLUNTARILY AND INTENTIONALLY WAIVES ANY RIGHT IT MAY HAVE TO A TRIAL BY JURY IN RESPECT OF ANY ACTION PROCEEDING CLAIM OR**

**COUNTERCLAIM ARISING OUT OF OR RELATING TO THIS AGREEMENT, OR BREACH THEREOF, OR IN CONNECTION WITH THE WORK, OR ANY COURSE OF CONDUCT, COURSE OF DEALING, STATEMENTS (WHETHER VERBAL OR WRITTEN), OR ANY ACTIONS OR INACTIONS OF EITHER PARTY. COM RESERVES ALL RIGHTS TO DETERMINE WHETHER THE DISPUTE WILL BE DECIDED BY ARBITRATION OR BY A JURY.**

**11. PRE-CONSTRUCTION CONFERENCE**

- 11.1 Before beginning work at the Project site, the FIRM shall schedule, administer, and attend a pre-construction conference and bring the Superintendent employed by the FIRM for this Project. Advance written notice of the pre-construction conference shall be provided to the OAR.
- 11.2 At the pre-construction conference, all parties concerned will discuss the Project under contract and prepare a program of procedure in keeping with requirements of the drawings and specifications. The Superintendent shall henceforth make every effort to expeditiously coordinate all phases of the work to obtain the end result within the full purpose and intent of the drawings and specifications for the Project.
- 11.3 The FIRM shall be fully responsible for coordinating, and taking all required steps and precautions, to ensure the COM full security measures without interruption during the progress of the work and within the areas of construction and other assigned areas for FIRM's use during construction. The FIRM shall be responsible for initiating, maintaining and supervising all safety precautions and programs in connection with the performance of the Work.
- 11.4 The FIRM shall cooperate in every respect with COM in the execution of this work. FIRM shall abide by security requirements of the COM at all times, and shall schedule work so as to conform to the CPM Schedule and related schedules of this Project.

**12. PROJECT MEETINGS**

FIRM shall schedule periodic progress meetings with the OAR twice a month and, as necessary, shall call special meetings throughout the progress of the work. Representatives of FIRM, subcontractors and suppliers, and OAR attending meetings shall be qualified and authorized to act on behalf of the entity each represents.

**13. SECURITY**

FIRM shall provide a project security program to protect work, stored products and construction equipment from theft and vandalism, and to protect premises from entry by unauthorized persons. In the event any such materials, equipment and supplies are lost, stolen, damaged or destroyed prior to final inspection and acceptance, FIRM shall replace same with no cost to COM.

**14. INSPECTION OF PROJECT**

- 14.1 The OAR or designee shall at all times have access to the Project, and FIRM shall provide proper facilities for such access.
- 14.2 Should the Contract Documents, instructions, any laws, ordinances, or any public authority require any work for the Project to be specially tested or approved, FIRM shall give to the OAR timely notice of readiness of the work for inspection. If the testing or approval is to be made by an authority other than COM, timely notice shall be given of the date fixed for such testing. Inspections shall be made promptly, and, where practicable, at the source of supply. If any work for the Project should be covered up without inspection, approval or consent of the OAR, it must, if required by the OAR, be uncovered for examination and properly restored at FIRM's expense.
- 14.3 Reexamination and retesting of any work for the Project may be ordered by the OAR; and if so ordered, such work must be uncovered by FIRM. If such work is found to be in accordance with the Contract Documents, COM shall pay the cost of reexamination, retesting and replacement. If such work is not in accordance with the Contract Documents, FIRM shall pay such cost.
- 14.4 No City of Miami Inspector nor any other person or entity with regulatory authority affecting the Project shall have authority to permit deviations from, or to relax any of the provisions of, the Contract Documents without the written permission or instruction of the OAR.
- 14.5 The payment of any compensation, regardless of its character or form, or the giving of any gratuity or the granting of any valuable favor by FIRM to any Inspector other than its consultant, is forbidden, and any such act on the part of FIRM will constitute a breach of this Agreement.

15. **SUPERINTENDENCE AND SUPERVISION**

- 15.1 The orders of the COM are to be given through the OAR, whose instructions are to be strictly and promptly followed in every case, provided that they are in accordance with this Contract. FIRM shall keep on the Project during its progress a competent supervisor who shall serve as the Project Representative, and any necessary assistants. The Superintendent on site shall be responsible for continuous field supervision, coordination, and completion of the Work. The Superintendent shall not be changed except upon notice to the OAR, unless the Superintendent proves to be unsatisfactory to FIRM. The Superintendent shall represent FIRM, and all direction given to the Superintendent shall be as binding as if given to FIRM. Directions will be confirmed in writing to FIRM. Other directions will be so confirmed on written request in each case.
- 15.2 FIRM's Superintendent shall prepare, on a daily basis, and keep on the Project site, a bound log setting forth at a minimum, for each day: the weather conditions and how any weather conditions affected progress of the work, work performed, equipment utilized for the work, any idle equipment and reasons for idleness, visitors to the Project site, labor utilized for the work, and any materials delivered to the Project site. The daily bound log shall be available for inspection by the OAR or designee at all times during the Project.

- 15.3 The parties acknowledge and recognize that this is a Design/Build Project and, except where based on an authorized Change Order (as provided pursuant to this Contract), all work for this Project shall be done for the Contract Sum. Thus, any errors or omissions shall be corrected by FIRM without claim for additional time and/or funds from COM. Nevertheless, if, in the course of the Project, FIRM finds any discrepancy between the Contract Documents and the physical conditions of the site, or any errors or omissions in the Contract Documents including drawings (plans) and specifications, it shall be the FIRM's duty to immediately inform the OAR.
- 15.4 FIRM shall coordinate, supervise and direct the Project competently and efficiently, devoting such attention thereto and applying such skills and expertise as may be necessary to perform the Project in accordance with the Contract Documents. FIRM shall be solely responsible for the design, means, methods, techniques, safety, sequences and procedures of construction. FIRM shall give efficient supervision to the work, using FIRM's best skill, attention, and judgment.

16. **COM'S RIGHT TO TERMINATE AGREEMENT – OTHER REMEDIES**

- 16.1 If FIRM fails to begin the design and construction of the Project within the time specified, or fails to perform the Project with sufficient workers and equipment or with sufficient materials to ensure the prompt completion of the Project, in accordance with the Contract Documents and schedules, or shall perform the work unsuitably, or cause it to be rejected as defective and unsuitable, or shall discontinue the prosecution of the Project, except for excused delays in accordance with this Agreement; or if FIRM shall become insolvent or be declared bankrupt, or commit any act of bankruptcy or insolvency, or shall make an assignment for the benefit of creditors, or shall not carry on the Project in accordance with the Contract Documents, or shall breach a material provision of this Contract (each such event referred to herein as a "Default"), COM shall give notice in writing to FIRM and its surety of such default, specifying the same. If FIRM fails to cure such default within a period of ten (10) business days after receipt of such notice then, upon written certificate from the OAR that the default has not been cured, COM, in addition to all legal and equitable remedies available to it, may terminate the services of FIRM by giving written notice of its intent to terminate in accordance with Subsection 16.5 (the "Notice of Termination"). The Notice of Termination shall specify the effective date of termination, which shall be no earlier than 10 days from the date of the notice. Upon giving the Notice of Termination, COM shall have the right to exclude FIRM from the site and take the prosecution of the Project out of the hands of FIRM, as appropriate or use any or all materials and equipment on the Project site as may be suitable and acceptable. In such case, COM may enter into an agreement with another party for the completion of the Project according to the terms and provisions of the Contract Documents or use such other methods as in its opinion shall be required for the completion of the Project in an acceptable manner. All damages, costs and charges incurred by COM shall be deducted from any monies due or which may have become due to said FIRM without affecting COM's rights to proceed against the surety under the bonds. In case the damages and expense so incurred by COM shall be less than the sum which would have been payable under this Agreement, if it had been completed by said FIRM, then COM shall have no obligation to remit the difference to the FIRM. If such damages and costs exceed the unpaid balance, then FIRM shall be liable and shall pay to COM the amount of said ~~excess~~.



- 16.2 If, after Notice of Termination, it is determined for any reason that FIRM was not in default, the rights and obligations of COM and FIRM shall be the same as if the Notice of Termination had been issued pursuant to the Termination for Convenience clause as set forth below.
- 16.3 The performance of work under this Agreement may be terminated in writing by COM for convenience upon giving a Notice of Termination at least ten (10) business days prior to the intended effective date of termination. In such case, FIRM shall be paid for all work executed, and expenses incurred prior to termination in addition to termination settlement costs reasonably incurred by FIRM relating to commitments which had become FIRM prior to the termination. Payment shall include reasonable profit for services actually performed in full prior to termination date, but shall exclude all lost profits, indirect or special, or other damages.
- 16.4 Upon receipt of Notice of Termination as provided above, FIRM shall promptly discontinue all affected work, unless the Notice of Termination directs otherwise, and deliver to COM within fourteen (14) calendar days of termination all data, drawings, specifications, reports, estimates, summaries and such other information as may have been required by the Contract Documents whether completed or in process. Compensation shall be withheld until all documents are provided to COM pursuant to this Agreement.
- 16.5 Notice of Termination shall be in writing and shall be delivered by personal service or by certified mail addressed to the FIRM at the address indicated in Section 7.2.10, or as the same may be changed in writing from time to time. Such notice shall be deemed given on the day on which personally served, or if by certified mail, on the fifth (5<sup>th</sup>) day after being posted or the date of actual receipt, whichever is earlier.

**17. FIRM'S RIGHT TO STOP WORK OR TERMINATE CONTRACT**

If the Project should be stopped under an order of any court or other public authority for a period of more than ninety (90) calendar days, through no act or fault of FIRM or of anyone employed by FIRM, or if the OAR should fail to review or approve without stating in writing the reasons for non-approval of any estimate for payment within twenty (20) calendar days after it is presented, or if COM fails to pay FIRM within thirty (30) calendar days after approval and certification by the OAR of any proper statement certified by FIRM accompanied by the required update of the CPM Schedule, then FIRM may, upon seven (7) calendar days prior written notice to COM and the OAR, stop work until payment is made. If COM fails to cure the matter for which notice was given within the seven-day notice period, FIRM may terminate this Agreement and recover from COM payment for all work executed and any expense incurred prior to termination in addition to termination settlement costs reasonably incurred by FIRM relating to commitments which had become FIRM prior to the termination. Payment shall include reasonable profit for services actually performed in full prior to termination date, but shall exclude all lost profits, indirect or special, or other damages.

**18. "OR EQUAL" CLAUSE**

18.1 Whenever a material, article or piece of equipment is identified in the Contract Documents including drawings (plans) and specifications by reference to manufacturers' or vendors' names, trade names, catalog numbers, or otherwise, it is intended merely to establish a standard; and, unless it is followed by words indicating that "no substitution is permitted," any material, article, or equipment of other manufacturers and vendors which will perform or serve the requirements of the general design will be considered equally acceptable provided the material, article or equipment so proposed is, in the opinion of the OAR:

18.1.1 At least equal in quality, durability, appearance, strength and design;

18.1.2 Performs at least equally the function imposed in the general design for the Project;

18.1.3 Conforms substantially, even with deviations, to the detailed requirements for the items as indicated by the Plans and Specifications; and

18.1.4 Carries the same guaranty or warranty of the specified equipment.

All substitution requests shall be made in writing by FIRM to OAR which shall be attached to a shop drawing and/or Field Order which shall be attached to a detailed description of the specified item and a detailed description of the proposed substitution. A comparison letter itemizing all deviations from specified items must be included for the OAR to properly evaluate substitution. Failure to provide the deviation comparison sheet shall automatically deny the request.

Any changes, inclusive of design changes, made necessary to accommodate substituted equipment under this paragraph shall be at the expense of FIRM or subcontractor responsible for the work item.

18.2 OAR's written consent shall be required as to acceptability, and no substitute will be ordered, installed or utilized without OAR's prior written acceptance which will be evidenced by either a Field Order or an accepted shop drawing. COM may require FIRM to furnish at FIRM's expense a special performance guarantee or other surety with respect to any substitute.

## 19. PLANS AND WORKING DRAWINGS

COM, through its OAR, shall have the right to require FIRM to modify the details of these drawings (plans) and specifications, to supplement said plans with additional plans, drawings or additional information as the Project proceeds which are within the specific intent and stated scope of the Project and which do not cause increase in Contract Sum or Contract time, all of which shall be considered as part of the Contract Documents at no additional cost to the COM. All plans, general and detail, are to be deemed a part of this Agreement, and the plans and specifications and Agreement are to be considered together, and are intended to be mutually complementary, so that any work shown on the plans, though not specified in the specifications, and any work specified in the specifications though not shown on the plans, is to be executed by FIRM as part of this Agreement. Figured dimensions are to prevail over scale. All things which ~~in the opinion of the OAR may reasonably be inferred from this Agreement and plans or~~

developed by FIRM and approved by COM are to be executed by FIRM under the terms of this Agreement; and the OAR shall determine whether the detail plans conform to the Contract Documents. The dispute resolution procedures set forth in this Agreement shall be applicable to the determination of the OAR.

**20. FIRM TO CHECK DRAWINGS AND DATA**

FIRM shall take measurements and verify all dimensions, conditions, quantities and details shown on the drawings, schedules, or other data. Failure to discover or correct errors, conflicts or discrepancies shall not relieve FIRM of full responsibility for unsatisfactory work, faulty construction, or improper operation resulting therefrom nor from rectifying such condition at FIRM's sole cost and expense. FIRM will not be allowed to take advantage of any error or omissions.

**21. WARRANTY**

FIRM warrants to COM that all materials and equipment furnished for the Project will be new unless otherwise specified and that all work for the Project will be of good quality, free from faults and defects and in conformance with the Contract Documents. The standard of quality shall be at least that employed by similarly qualified Design/Build FIRMs that are duly qualified and licensed to perform similar projects. All work for the Project not conforming to these requirements, including substitutions not properly approved and authorized, may be considered defective. If materials or equipment is improperly stored and becomes altered as a result of such improper storage, FIRM shall replace said materials with new materials at no additional cost to COM. FIRM shall be responsible for proper storage and safeguarding of all materials. If required by the OAR, FIRM shall furnish satisfactory evidence as to the kind and quality of materials and equipment. The warranty requirements set forth in the Contract Documents as herein defined shall govern warranty terms and conditions for all warranty items expressed or implied. The FIRM's warranty period under this Section shall be twelve (12) months from the date of Substantial Completion. However, this Section shall not abridge the times or impede the rights and remedies afforded the COM against other entities or persons under the Contract Documents, or by law.

**22. SUPPLEMENTARY DRAWINGS**

- 22.1 When, in the opinion of FIRM and/or COM, it becomes necessary to explain more fully the work to be done, or to illustrate the Project further to show any changes which may be required, supplementary drawings, with specifications pertaining thereto, will be prepared by the Architect and submitted by FIRM to the OAR for review and written acceptance.
- 22.2 The authorized supplementary drawings shall be binding upon FIRM with the same force as the Contract Documents.

**23. DELIVERY, INVENTORY, AND STORAGE OF MATERIALS AND PARTIAL PAYMENT THEREFORE**

- 23.1 COM may, at its sole option, allow partial payment for materials delivered and securely stored either on or off site for use on the Project.

- 23.2 Material stored on the job site shall be verified as to quantity and condition by the OAR or his or her representative prior to any payment. Safeguarding the material shall be the responsibility of the FIRM. Any materials which have been lost, stolen, damaged or otherwise deemed unacceptable by the OAR shall be removed and/or immediately replaced by the FIRM at no additional cost to COM.
- 23.3 Materials stored off the job site for which partial payment is sought shall be stored in a bonded warehouse. The material shall be inspected by the OAR who will verify quantities and condition of all materials. Safeguarding the material shall be the responsibility of the FIRM. Such bonded warehouse shall have insurance for fire, extended coverages, and theft protection in the full one hundred percent (100%) amount of the materials stored off the job site for which partial payment is sought.

#### **24. GENERAL WORKMANSHIP**

- 24.1 Articles, materials, and equipment specified or shown on drawings shall be new and shall be applied, installed, connected, erected, used, cleaned, and conditioned for proper forming, as per the manufacturer's directions, and as approved by the OAR. FIRM shall, if required, furnish satisfactory evidence as to kind and quality of the materials. Should materials arrive to the job-site new and be improperly stored and deteriorate from new condition, the materials shall be replaced at no additional cost to COM.
- 24.2 FIRM shall apply, install, connect, and erect manufactured items or materials according to recommendations of manufacturer when such recommendations are not in conflict with the Contract Documents. FIRM shall furnish copies of manufacturer's recommendations to COM before proceeding with the work.
- 24.3 If there is conflict between manufacturer recommendations and the Construction Documents, OAR shall be notified and participate in the corrective actions.

#### **25. DEFECTIVE WORK**

- 25.1 OAR shall have the authority to reject or disapprove work for the Project which OAR finds to be defective. Defective work is defined as work not in accordance with the Contract Documents, in violation of code, installed in violation of the manufacturer's written instructions where the installation has caused new materials to be detrimentally affected where the life expectancy of the material installed is reduced, or otherwise installed in a non-work-like manner. If required by OAR, FIRM shall promptly either, as directed, correct all defective work or remove it from the Project site and replace it with non-defective work. FIRM shall bear all costs of such removal or correction.
- 25.2 If, within one (1) year after Substantial Completion, any work is found to be defective or not in accordance with the Contract Documents, FIRM shall correct it promptly without cost to COM, after receipt of written notice from COM to do so unless COM has given FIRM a written acceptance of such conditions. Nothing contained herein shall be construed to establish a period of limitation with respect to any other obligations which FIRM might have under applicable state law.

- 25.3 Should FIRM fail or refuse to remove or correct any defective work performed for the Project or to make any necessary repairs in an acceptable manner and in accordance with the requirements of this Agreement within a reasonable time, indicated in writing, COM shall have the authority to cause the unacceptable or defective work to be removed or corrected, or make such repairs as may be necessary to be made at FIRM's expense. Any expense incurred by COM in making these removals, corrections or repairs, which FIRM has failed or refused to make shall be paid for out of any monies due or which may become due to FIRM, or may be charged against the bond or guaranty. Continued failure or refusal on the part of FIRM to make any or all necessary repairs promptly, fully, and in an acceptable manner shall be sufficient cause for COM to declare this Agreement forfeited, in which case COM, at its option, may purchase materials, tools, and equipment and employ labor or may contract with any other individual, FIRM or corporation, or may proceed with its own forces to perform the work. All costs and expenses incurred thereby shall be charged against the defaulting FIRM; and the amount thereof deducted from any monies due, or which may become due to FIRM, or shall be charged against the bond or guaranty. Any special work performed, as described herein, shall not relieve FIRM in any way from its responsibility for the work performed by it.
- 25.4 Failure to reject any defective work or material shall not in any way prevent later rejection when such defect is discovered or obligate COM to final acceptance. Work shall not be rejected after final acceptance by COM.

**26. SUBCONTRACTS**

FIRM shall, at such times as FIRM decides which subcontractors shall perform the various portions of the work, promptly notify the OAR in writing of the names of subcontractors for the Project and identify the portion of the work for the Project each will perform. FIRM shall have a continuing obligation to notify the OAR of any change in subcontractors. Notification of the names of subcontractors shall not relieve FIRM from the prime responsibility of full and complete satisfactory performance of all contractual obligations.

**27. CONSTRUCTION AREA**

- 27.1 FIRM shall use areas approved by the OAR for deliveries and personnel. Contract limits of construction area are indicated on the concept drawings as issued by the OAR. Equipment, material and personnel shall be in conformance with this Contract.
- 27.2 To provide for maximum safety and security, FIRM shall erect and maintain all necessary barricades, and any other temporary walls and structures as required, and boarding or fencing to protect life and property during the period of construction.

**28. LANDS FOR WORK**

COM shall provide as indicated in the Contract Documents, the lands upon which the Project is to be performed, rights-of-way and easements for access thereto and such other lands as are designated for the use of FIRM. No claim for damages or other claim other than for an extension of time shall be made or asserted against COM by reason of any delay arising as a result of any failure of COM to provide such lands, rights-of-way and easements for access thereto and such other lands as are designated for the use on the date needed by FIRM.

**29. LEGAL RESTRICTIONS AND TRAFFIC PROVISIONS**

FIRM shall conform to all applicable laws, regulations, and ordinances with regard to labor employed, hours of work and FIRM's general operations. FIRM shall also conduct its operations so as to assure the least possible obstruction to traffic and inconvenience to the general public, and provide adequate protection of persons and property in the vicinity of the work. FIRM shall make all necessary arrangements concerning maintenance of traffic and selection of detours required, which shall be subject to the approval of the OAR.

**30. DAMAGE TO EXISTING FACILITIES, EQUIPMENT OR UTILITIES**

- 30.1 It is the FIRM's responsibility to ascertain the location of existing utilities and verify such information and to preserve all existing utilities whether shown in the Contract Documents or not. If utility conflicts are encountered by FIRM during construction, FIRM shall give sufficient notice to the owners of the utilities so that they may make the necessary adjustments.
- 30.2 FIRM shall exercise care and take all precautions during excavation and construction operations to prevent damage caused by FIRM to any existing facilities, equipment, or utilities. Any damage caused by FIRM shall be reported immediately to the OAR and such work shall be repaired and/or replaced by FIRM in a manner approved by COM. All costs to repair and/or replace any damage caused by FIRM to existing facilities, equipment, or utilities shall be the sole responsibility of FIRM, and such repair or replacement shall be performed expeditiously with no cost to COM.
- 30.3 FIRM shall provide protection for finished work at all times and protect adjacent work during cleaning operations, and make good any damage resulting from neglect of this precaution.
- 30.4 Protection of work shall include protecting of work that is factory finished, during transportation, storage, during and after installation. Where applicable and as required, FIRM shall close off spaces of areas where certain work has been completed to protect it from any damages caused by others during their operations.
- 30.5 FIRM shall store materials and shall be responsible for and shall maintain partly or wholly finished work during the continuance of this Contract and until the final acceptance of the structure. If any materials or part of the work should be lost, damaged, or destroyed by any cause or means whatsoever, the FIRM shall satisfactorily repair and replace the same at FIRM's own cost. The FIRM shall maintain suitable and sufficient guards, if necessary, and barriers, and at night, suitable and sufficient lighting for the prevention of accidents. The determination of necessity will be made by the OAR.
- 30.6 To all applicable sections where preparatory work is part of work thereon, FIRM shall carefully examine surfaces over which finished work is to be installed, laid or applied, before commencing with the work. FIRM shall not proceed with said work until defective surfaces on which work is to be applied are satisfactorily corrected by FIRM.

- 30.7 It will be the FIRM's responsibility to preserve all existing utilities within the Project limits or as otherwise effected by FIRM. If utility conflicts are encountered by the FIRM during construction, sufficient notice shall be given to their owners so that they may make the necessary adjustments. Damage to any utilities caused by FIRM, shall be repaired at the FIRM's expense.

**31. CONTINUING THE WORK**

FIRM shall carry on the Project and adhere to the progress schedule during all disputes or disagreements with COM. No work shall be delayed or postponed pending resolution of any disputes or disagreements. Unless otherwise specifically stated, the provisions of this Section shall supersede all other provisions of this Agreement.

**32. FIELD ORDERS AND SUPPLEMENTAL INSTRUCTIONS**

- 32.1 The OAR shall have the right to approve and issue Field Orders setting forth written interpretations of the intent of the Contract Documents and ordering minor changes in contract execution, providing the Field Order involves no change in the total cost of the Project or the time of performance.
- 32.2 The OAR shall have the right to approve and issue supplemental instructions setting forth written orders, instructions, or interpretations concerning this Agreement or its performance, provided they make no major changes in Contract execution and involve no change in the total cost of the Project or the time of performance.

**33. CHANGE ORDERS**

- 33.1 Changes in the quantity or character of work within the scope of this Project which are not properly the subject of Field Orders or supplemental instructions, to include all changes resulting in changes in the total cost of the Project or the time of performance, shall be authorized only by Change Orders approved and issued by COM in accordance with the City of Miami Procurement Code.
- 33.3 FIRM shall not start work on any alteration requested by OAR which requires an increase in price or extension of time for completion unless and until a Change Order setting forth the adjustments is approved by COM.
- 33.5 On approval of any Change Order increasing the price, FIRM shall ensure that the applicable Performance and Payment Bonds and Guarantees are each increased so that it reflects the total amount of the Project as increased.
- 33.6 Proposed Change Orders shall be prepared by the OAR on forms provided by COM. When submitted for approval, they shall carry the signature of the FIRM and the OAR.
- 33.7 Change Orders may be issued unilaterally by COM.
- 33.8 FIRM shall deliver copies of all Change Orders to the Surety.
- 33.9 Change Orders which arise from oversight in the Design by FIRM shall be the sole ~~responsibility of FIRM and must be satisfactorily completed with respect to COM.~~

**34. VALUE OF CHANGE ORDER WORK**

34.1 The value of any work covered by a Change Order shall be determined in one of the following ways:

34.1.1 Where the work involved is covered by unit prices contained in the Contract Documents, by application of unit prices to the quantities of items involved, subject to the provisions herein.

34.1.2 By mutual acceptance of a lump sum which includes FIRM's fee for overhead and profit and includes any Design and Subcontractor fees.

34.1.3 On the basis of the "cost of the work," determined as provided in Sections 34.2 and 38.3 below.

34.2 The term "cost of work" means:

34.2.1 For all labor, including employees, on-site project manager, project engineer, project superintendent, and assistant project superintendent, the FIRM shall receive a sum equal to the current local rate of wage for every hour that the labor is actually engaged in such work, to which shall be added an amount equal to 15% of such sum. Additionally the FIRM shall be paid the actual cost of Social Security Taxes, Health Insurance, Surety Bond, Unemployment Insurance, Workmen's Compensation Insurance and other employee benefits, and Public Liability and Property Insurance involved in such extra work, based on actual wages paid to such labor.

34.2.2 For all materials used, the actual costs of such materials used and incorporated in the Project, including costs of transportation, to which cost shall be added an amount equal to 10% thereof. All cash discounts shall accrue to FIRM unless COM deposits funds with FIRM. All trade discounts, rebates and refunds, and all returns from sale of surplus materials and equipment shall accrue to COM, and FIRM shall make provisions so that they may be obtained.

34.2.3 The actual cost of rentals of construction equipment and machinery and the parts thereof whether rented from FIRM or others in accordance with rental agreements approved by COM and the costs of transportation, loading, unloading, installation, dismantling and removal thereof, all in accordance with the terms of said agreements. The rental of any such equipment, machinery or parts shall cease when the use thereof is no longer necessary for the Project. Late charges, penalties, restocking charges and similar assessments in said agreements will not be recognized by the COM as a supplemental cost, unless such charges were incurred and actually assessed against the FIRM due to performance of the work at the request of the COM.

34.2.4 Payments made by FIRM to subcontractors for work performed by subcontractors. The term subcontractor shall include architects and ~~engineers employed for services specifically related to the Project~~ if required by the OAR, FIRM shall obtain competitive bids from



subcontractors acceptable to FIRM and shall deliver such bids to COM who will then determine which bids will be accepted. If the subcontract provides that the subcontractor is to be paid on the basis of cost of the work plus a fee, the subcontractor's cost of the work shall be determined in the same manner as FIRM's cost of the work. Whenever a subcontractor is involved, a complete and separate breakdown must be submitted by the subcontractor for its portion of work. All subcontractors shall be subject to the other provisions of the Contract Documents insofar as applicable.

- 34.2.5 Costs of special consultants, including, but not limited to, testing laboratories, surveyors, lawyers and accountants, employed for services specifically related to the Project.
- 34.3 The term "cost of the work" shall not include any of the following:
  - 34.3.1 Payroll costs and other compensation of FIRM's officers, executives, principals (of partnership and sole proprietorships), general managers, estimators, lawyers, auditors, accountants, purchasing and contracting agents, expeditors, timekeepers, clerks and other personnel employed by FIRM whether at the Project site or in FIRM's principal or branch office for general administration of the Project and not specifically included in the agreed-upon schedule of job classifications, all of which are to be considered administrative costs covered by FIRM's fee.
  - 34.3.2 Expenses of FIRM's principal and branch offices other than FIRM's office at the Project site.
  - 34.3.3 Any part of FIRM's capital expenses, including interest on FIRM's capital employed for the Project and charged against FIRM for delinquent payments.
  - 34.3.4 Cost of premiums for all bonds and for all insurance whether or not FIRM is required by the Contract Documents to purchase and maintain the same, except for additional bonds and insurance required because of changes in the Project.
  - 34.3.5 Costs due to the negligence of FIRM, any subcontractors, any consultants of FIRM, or anyone directly or indirectly employed by any of them or for whose acts any of them may be liable, including but not limited to, the correction of defective or nonconforming work, disposal of materials or equipment wrongly supplied and making good any damage to property.
  - 34.3.6 Other overhead or general expense costs of any kind and the cost of any item not specifically and expressly included in Section 34.2.
- 34.4 The amount of credit to be allowed by FIRM to COM for any such change which results in a net decrease in cost will be the amount of the actual net decrease. When both additions and credits are involved in any one change, the combined overhead and profit shall be figured on the basis of the net increase, if any.

- 34.5 Whenever the cost of any work is to be determined pursuant to this Section, FIRM will submit in a form acceptable to the OAR an itemized cost breakdown together with the supporting data.
- 34.6 Where the quantity of work with respect to any item that is covered by a unit price is increased or decreased by more than twenty percent (20%) from the quantity of such work indicated in the Contract Documents, an appropriate Change Order may be issued to adjust the unit price, if warranted.
- 34.7 Whenever a change in the work is to be based on mutual acceptance of a lump sum, whether the amount is an addition, credit or no-change-in-cost, FIRM shall promptly submit to the OAR an estimate substantiated by a complete itemized breakdown.
- 34.7.1 Breakdown shall list quantities and unit prices for materials, labor, equipment and other items of cost.
- 34.7.2 Whenever a change involves FIRM and one or more subcontractors or consultants and the change is an increase in the Contract price, overhead and profit percentages for FIRM and each subcontractor or consultant shall be itemized separately.
- 34.8 Each Change Order must state within the body of the Change Order whether it is based upon unit price, negotiated lump sum, or "cost of work."

**35. CHANGE OF CONTRACT TIME OR CONTRACT SUM**

- 35.1 The Contract Time and the Contract Sum may only be changed by a Change Order. Any claim for an extension of the Contract time or for an increase in the fee to be paid to FIRM shall be based on written notice delivered by the party making the claim to the OAR promptly (but in no event later than seven (7) business days after the occurrence of the event giving rise to the claim and stating the general nature of the claim). Notice of the extent of the claim with supporting data shall be delivered within twenty (20) calendar days after such written notice (unless OAR allows, in writing, an additional period of time to ascertain more accurate data in support of the claim) and shall be accompanied by the claimant's written statement that the adjustment claimed is the entire adjustment to which the claimant has reason to believe it is entitled as a result of the occurrence of said event. All claims for adjustment in the Contract Time or for an increase in the Contract Sum shall be decided by the OAR in accordance with this Agreement. No claim for an adjustment in the Contract time or for an increase in the fee to be paid to FIRM will be valid if not submitted in strict accordance with the requirements of this Section.
- 35.2 The Contract time will be extended in an amount equal to time lost due to days beyond the control of and through no fault or negligence of FIRM if a claim is made therefor as provided herein. Such delays shall include, but not be limited to, acts or neglect by COM, or by any employee of COM, or any separate contractor or consultant employed by COM, fires, floods, labor disputes, epidemics, or acts of God.

**36. NO DAMAGES FOR DELAY**

NO CLAIM FOR DAMAGES OR ANY CLAIM, OTHER THAN FOR AN EXTENSION OF TIME, SHALL BE MADE OR ASSERTED AGAINST COM BY REASON OF ANY DELAYS. FIRM shall not be entitled to an increase in the Contract Sum or payment or compensation of any kind from COM for direct, indirect, consequential, impact or other costs, expenses or damages, including, but not limited to, costs of acceleration or inefficiency, arising because of delay, disruption, interference or hindrance from any cause whatsoever, whether such delay, disruption, interference or hindrance be reasonable or unreasonable, foreseeable or unforeseeable, or avoidable or unavoidable; except due solely to fraud, bad faith or active interference on the part of COM or its agents. Otherwise, FIRM shall be entitled only to extensions of the contract time as the sole and exclusive remedy for such resulting delays, in accordance with and to the extent specifically provided above. The specific application of this Section to other provisions of this Agreement shall not be construed as a limitation of any sort upon the further application of this Section. Ten dollars (\$10.00) of FIRM'S fee is acknowledged as separate and independent consideration for the covenants contained in this Section.

### **37. SUBSTANTIAL COMPLETION**

When FIRM considers a Phase of the Project, or a designated portion thereof which is acceptable to COM, is substantially complete, FIRM shall so notify the OAR in writing and shall prepare for submission to the OAR a thorough list of items to be completed or corrected, together with a schedule for completion of all items. Said list shall include all disciplines including but not limited to HVAC, plumbing, electric, architecture, civil, landscape, etc. List shall be prepared by Design Professional in each discipline. The failure to include any items on such list does not alter the responsibility of FIRM to complete all work in accordance with the Contract Documents. The OAR or a designee shall conduct an inspection to determine that the Project or designated portion thereof is substantially complete. The OAR will then instruct FIRM to prepare and deliver to the OAR a Certificate of Substantial Completion which shall establish the date of Substantial Completion. After review of the Certificate by the OAR, COM shall either accept or reject the Certificate. Acceptance of Substantial Completion by COM and its OAR shall be based upon compliance with the Contract Documents and applicable codes, laws, rules, and regulations having jurisdiction over this Project and obtaining a temporary certificate of occupancy. FIRM shall have thirty (30) days to complete the items listed therein. Warranties required by the Contract Documents and submitted in appropriate form to the OAR along with the request for Substantial Completion shall commence on the date of Substantial Completion. The Certificate of Substantial Completion shall be submitted to COM through the OAR and FIRM for written acceptance of the responsibilities assigned to them in such Certificate.

### **38. SHOP DRAWINGS AND SCHEDULE OF VALUES**

- 38.1 FIRM shall submit Shop Drawings for all equipment, apparatus, machinery, fixtures, piping, wiring, fabricated structures and manufactured articles. The purpose of a Shop Drawing is to show the suitability, efficiency, technique of manufacture, installation requirements, details of the item and evidence of its compliance or noncompliance with the Contract Documents.
- 38.2 FIRM shall submit to the OAR within thirty (30) calendar days following the application for a building permit a complete list of preliminary data on items for which Shop Drawings are to be submitted. Approval of this list by the OAR shall in no way relieve FIRM from submitting complete Shop Drawings and providing materials, equipment, etc., fully in ~~accordance with the Contract Documents. This procedure is required in order to expedite~~ final approval of Shop Drawings.

- 38.3 After the approval of the list of items required in this Section, FIRM shall promptly request Shop Drawings from the various manufacturers, fabricators, and suppliers.
- 38.4 FIRM shall thoroughly review and check the Shop Drawings and each and every copy shall show FIRM's approval thereon.
- 38.5 If the Shop Drawings show or indicate departures from the Contract requirements, FIRM shall make specific mention thereof in its letter of transmittal. Failure to point out such departures shall not relieve FIRM from its responsibility to comply with the Contract Documents.
- 38.6 No work called for by Shop Drawings shall be done until the said Drawings have been furnished to and accepted by the OAR. Acceptance is for design intent only and shall not relieve FIRM and Architect from responsibility for fit, form, function, quantity or for errors or omissions of any sort on the Shop Drawings.
- 38.7 No acceptance will be given to partial submittal of Shop Drawings for items which interconnect and/or are interdependent. It is FIRM's responsibility to assemble the Shop Drawings for all such interconnecting and/or independent items, check them and then make one submittal to the OAR along with FIRM's comments as to compliance, noncompliance, or features requiring special attention.
- 38.8 If catalog sheets or prints of manufacturers' standard drawings are submitted as Shop Drawings, any additional information or changes on such drawings shall be typewritten or lettered in ink. Catalog sheet with multiple options shall be highlighted to depict specific pertinent data including options.
- 38.9 FIRM shall submit, to OAR, six (6) copies. Resubmissions of Shop Drawings shall be made in the same quantity until final acceptance is obtained.
- 38.10 OAR's acceptance of the Shop Drawings as approved by FIRM will be for general compliance with the plans and specifications design intent and shall not relieve FIRM of responsibility for the accuracy of such Drawings, nor for the proper fittings and construction of the work, nor for the furnishing of the materials or work required by this Contract and not indicated on the Drawings.
- 38.11 FIRM shall keep one set of Shop Drawings marked with the OAR's acceptance at the Project site at all times.
- 38.12 At least thirty (30) calendar days prior to the Project Commencement Date, the FIRM shall submit a schedule of values to the OAR. FIRM shall submit to COM a separate schedule of values for demolition, abatement, and site work thirty (30) calendar days prior to commencing such portion of the work. The schedule will be typed on 8-1/2" x 11" white paper listing: Title of project, location, project number, architect, contractor, contract designation, and date of submission. The schedule shall list the installed value of the component parts of the work in sufficient detail to serve as a basis for computing values for progress payments during the construction. The table of contents of the specifications shall establish the format for listing the component items. Each line item ~~will be identified by the number and title of the respective major section of the~~ specifications. For each line item, FIRM shall list the sub-values of major products or

operations under the item. Each item shall include the proportion of FIRM's overhead and profit. For any items for which progress payments will be requested for stored materials, the value will be broken down with (i) the cost of materials delivered, unloaded, properly stored and safeguarded, with taxes paid; and (ii) the total installed value.

### **39. FIELD ENGINEERING**

39.1 The FIRM shall provide and pay for field engineering services required for the Project. This work shall include the following elements:

39.1.1 Survey work required in execution of the Project.

39.1.2 Civil, structural or other professional engineering services specified, or required to execute the FIRM's construction methods.

39.2 The survey completed by FIRM shall identify the qualified engineer or registered land surveyor, acceptable to the COM, and he or she shall be retained by the FIRM at the outset of this Project. The surveyor shall be duly registered as a surveyor or mapper, as required by state law.

39.3 The survey will locate and protect control points prior to starting site work, and will preserve all permanent reference points during construction. The surveyor shall be required to replace Project control points which may be lost or destroyed. Replacements shall be established based upon original survey control. A report shall be made to the FIRM when any reference point is lost or destroyed, or requires relocation because of necessary changes in grades or locations. No changes or relocations will be made without prior written notice to FIRM. Threshold inspection and test and balancing to be done by consultants directly employed by COM.

### **40. FIELD LAYOUT OF THE WORK AND RECORD DRAWINGS**

40.1 The entire responsibility for establishing and maintaining a line and grade in the field lies with FIRM. FIRM shall maintain an accurate and precise record of the location and elevation of all pipe lines, conduits, structures, underground utility access portals, handholds, fittings and the like and shall deliver these records in good order to the OAR as the work is completed. These records shall serve as a basis for "record" drawings. The cost of all such field layout and recording work is included in the prices bid for the appropriate items.

40.2 FIRM shall maintain in a safe place at the site one record copy of all Drawings (Plans), Specifications, Addenda, written amendments, Change Orders and written interpretations and clarifications in good order and annotated to show all changes made during construction. These record documents together with all approved samples and a counterpart of all approved Shop Drawings will be available to OAR for reference. Upon completion of the Project, these record documents, samples and Shop Drawings shall be delivered to OAR.

40.3 At the completion of the Project, the FIRM shall turn over to the COM a set of reproducible drawings (Mylars) and a complete set of all drawings in the latest ~~commercially released version of AutoCAD on CD not compressed which accurately~~ reflect the "as built" conditions of the new facility. All changes made to the construction

documents, either as clarifications or as changes, will be reflected in the plans. The changes shall be submitted on Mylar at least monthly to the OAR. These "as built" drawings on Mylar and the latest commercially released version of AutoCAD media must be delivered and found to be acceptable prior to final payments.

#### **41. SAFETY AND PROTECTION**

- 41.1 FIRM shall be responsible for initiating, maintaining and supervising all safety precautions and programs in connection with the Project. FIRM shall take all necessary precautions for the safety of, and shall provide the necessary protection to prevent damage, injury or loss to: (i) all employees on the Project and other persons who may be affected thereby; (ii) all the work and all materials or equipment to be incorporated therein, whether in storage on or off the Project site; and (iii) other property at the site or adjacent thereto, including trees, shrubs, lawns, walks, pavements, roadways, structures and utilities not designated for removal, relocation or replacement in the course of construction.
- 41.2 FIRM shall comply with all applicable laws, ordinances, rules, regulations and orders of any public body having jurisdiction for the safety of persons or property or to protect them from damage, injury or loss; and shall erect and maintain all necessary safeguards for such safety and protection. FIRM shall notify owners of adjacent property and utilities when prosecution of the work may affect them. All damage, injury or loss to any property referred to in this section, caused directly or indirectly, in whole or in part, by FIRM, any subcontractor or consultant or anyone directly or indirectly employed by any of them or anyone for whose acts any of them may be liable, shall be remedied by FIRM; however, FIRM shall not be liable for injury or damage caused by COM, its employees, consultants or its separate contractors. FIRM's duties and responsibilities for the safety and protection of the Project shall continue until such time as the Project is completed and the OAR has issued a notice to FIRM that the Project is acceptable.
- 41.3 FIRM shall designate a responsible member of its organization at the Project site whose duty shall be the prevention of accidents. This person shall be FIRM's Project Representative unless otherwise designated in writing by FIRM to COM.
- 41.4 In an emergency affecting safety of persons or property, the FIRM shall act, at the FIRM's discretion, to prevent threatened damage, injury or loss

#### **42. PROJECT SIGNAGE**

FIRM, in consultation with COM, shall furnish and erect two (2) signs at the Project site. Each sign shall be made of 3/4 inch plywood, substantially in accordance with this Section. Signs shall be placed in a prominent location and maintained in good condition until completion of the Project when signs shall then become the property of COM. The dimensions of the Project Signs shall be four feet by eight feet or as otherwise determined by the OAR. The detail of the Project Signs, and the language to be displayed, shall be as determined by the OAR. At a minimum, FIRM shall submit artwork with name and logos of Project, FIRM, COM and date of completion.

#### **43. CLEANING UP AND REMOVAL OF EQUIPMENT**

- ~~43.1 FIRM shall at all times keep the Project site free from accumulation of waste materials or rubbish caused by FIRM's operations. At the completion of the Project, FIRM shall~~

remove all its waste materials and rubbish from and about the Project as well as its tools, construction equipment, machinery and surplus materials. If FIRM fails to clean up at the completion of the Project, COM may do so; and the cost thereof shall be charged to FIRM.

- 43.2 If a dispute arises between FIRM and separate contractors as to responsibility for cleaning up, COM may clean up and charge the cost thereof to the contractors responsible therefore in the proportion for which they are responsible after timely notice and opportunity to correct. This provision is solely for cleaning.
- 43.3 In case of termination of this Agreement before completion for any cause whatever, FIRM, if notified to do so by COM, shall promptly remove any part or all of FIRM's equipment and supplies from the property of COM, failing which COM shall have the right to remove such equipment and supplies at the expense of FIRM.

**44. DAVIS-BACON WAGE DETERMINATION AND SECTION 3 REQUIREMENTS**

**NOT APPLICABLE**

**45. BONDS AND INDEMNIFICATION [NOTE: SUBJECT TO RISK MANAGEMENT'S APPROVAL]**

FIRM shall furnish, on or before execution of this Agreement, the following:

**45.1 Performance Bond and Payment Bond (Surety):**

- 45.1.1 A performance bond and payment bond in the form and containing all the provisions attached hereto and made a part hereof as Exhibits E and F.
- 45.1.2 The Bonds shall be in the amount of one hundred percent (100%) of the Contract Sum guaranteeing to COM the completion and performance of the Project as well as full payment of all suppliers, material persons, laborers, or subcontractors employed pursuant to this Project. Such Bonds shall be with surety qualified pursuant to Section 45.3.
- 45.1.3 Such Bonds shall continue in effect for one year after completion and acceptance of the Project with liability equal to one hundred percent (100%) of the Contract price, or an additional bond shall be conditioned that FIRM will, upon notification by COM, correct any defective or faulty work or materials which appear within one year after completion of this Contract.

**45.2 Performance and Payment Guaranty:**

- 45.2.1 In lieu of a performance bond and payment bond under Section 45.1, FIRM may furnish to COM an alternate form of security which may be in the form of cash, money order, certified check, cashier's check or irrevocable letter of credit. Such alternate forms of security shall be for the same purpose and shall be subject to the same conditions as those ~~applicable above and shall be held by COM for one year after completion~~ and acceptance of the Project.

**45.3 Qualifications of Surety:**

45.3.1 A separate performance bond and payment bond must be executed by a surety company of recognized standing, authorized to do business in the state of Florida as surety, having a resident agent in the state of Florida and having been in business with a record of successful continuous operation for at least five (5) years.

45.3.2 In addition to the above-minimum qualifications, the surety company must meet at least one of the following additional qualifications:

45.3.2.1 The surety company shall hold a current certificate of authority as acceptable surety on federal bonds in accordance with United States Department of Treasury Circular 570, Current Revisions. If the amount of the Bond exceeds the underwriting limitation set forth in the circular, in order to qualify, the net retention of the surety company shall not exceed the underwriting limitation in the circular, and the excess risks must be protected by coinsurance, reinsurance, or other methods in accordance with Treasury Circular 297, revised September 1, 1978 (31 CFR Section 223.10 Section 223.111). Further, the surety company shall provide COM with evidence satisfactory to COM, that such excess risk has been protected in an acceptable manner.

45.3.2.2 The surety company shall have at least the following minimum ratings in the latest revision of Best's Insurance Report:

<u>Amount of Bond</u>	<u>Policy-holder's Ratings</u>	<u>Financial Size Category</u>
500,001 to 1,000,000	B+	Class I
1,000,001 to 2,000,000	B+	Class II
2,000,001 to 5,000,000	A	Class III
5,000,001 to 10,000,000	A	Class IV
10,000,001 to 25,000,000	A	Class V
25,000,001 to 50,000,000	A	Class VI
50,000,001 or more	A	Class VII

**45.4 INDEMNIFICATION OF COM**

45.4.1 FIRM shall indemnify and save harmless COM and the City of Miami, its officers, agents, and employees, from or on account of any injuries or damages, received or sustained by any person, persons, or property caused by the negligence or misconduct of FIRM, its agents, employees, subcontractors, or other persons permitted by FIRM to perform on the Project site during, or on account of, any operations connected with the construction of this Project, including warranty period; or by or in ~~consequence of any such negligence or misconduct, excluding~~ negligence of COM, in connection with the same; or any negligent act or



omission of FIRM or its subcontractors, agents, servants or employees. FIRM agrees to indemnify and save harmless COM, its officers, agents and employees, against any claims or liability arising from or based upon the violation of any federal, state, or local laws, ordinances or regulations and any misconduct related thereto by FIRM, its subcontractor, agents, servants or employees. FIRM agrees to indemnify and save harmless COM, its officers, agents and employees, from all such claims and fees, and from any and all suits and actions of every name and description that may be brought against COM, its officers, agents and employees, on account of any claims, fees, royalties, or costs for any invention or patent, and from any and all suits and actions that may be brought against COM, its officers, agents and employees, for the negligence or misconduct of FIRM which results in infringement of any and all patents or patent rights claimed by any person, FIRM, or corporation. FIRM further agrees to indemnify and save harmless COM, its officers, agents and employees, for or on account of any injuries or damages, received or sustained by any person or persons resulting from any construction defects, including patent defects caused by the negligence or misconduct of FIRM, its agents, servants, employees, and subcontractors. These indemnifications survive the term of this Contract. In the event that any action or proceeding is brought against COM by reason of any such claim or demand, FIRM, upon written notice from COM shall resist and defend such action or proceeding by counsel satisfactory to COM. This consideration is separate and distinct from any other consideration received by FIRM.

45.4.2 The indemnification provided above shall obligate FIRM to defend at its own expense to and through appellate, supplemental or bankruptcy proceeding, or to provide for such defense, at COM's option, any and all claims of liability and all suits and actions of every name and description that may be brought against COM which may result from the operations and activities under this Agreement performed by FIRM, its subcontractors, its consultants or by anyone employed by any of the above.

45.4.3 The execution of this Agreement by FIRM shall obligate FIRM to comply with the foregoing Indemnification provision.

#### 45.5 INSURANCE

Without limiting any other obligations or liabilities of FIRM, FIRM shall provide, pay for, and maintain in force at all times until the Project is completed and accepted by COM and COM's Risk Management (provided that if a longer duration is specified in this Agreement for particular coverages, then the longer duration shall be applicable thereto), such insurance as follows:

##### I. **Builders' Risk**

##### A. **Limits of Liability**

To be determined in accordance with the terms of the construction contract.

**B. Endorsements Required**

- "All Risk" Form
- Non-Reporting Form - Completed Value
- Specific Coverage (Project Location and Description)
- Loss or Damage to building material, and property of every kind and description, including insured's property to be used in, or incidental to construction
- Business Interruption
- Boiler and Machinery
- Transit
- Foundation Coverage
- Scaffolding and Forms Coverage
- Plans, Blueprints, and Specifications Coverage
- Collapse
- Flood, including inundation, rain, seepage and water damage
- Earthquake
- Subsidence
- Windstorm including hurricane
- Freezing and Temperature Extremes or changes coverage
- Ordinance or building laws
- Theft or burglary
- Coverage for loss arising out of Faulty Work or Faulty Materials
- Coverage for loss arising out of Design Error or Omission
- Testing
- Debris Removal
- Soft (Additional Financing) Costs Coverage
- Replacement Cost Valuation
- Coinsurance Requirements Waived
- Waiver of Subrogation
- Maintenance of Insurance Coverage through warranty period

**II. Commercial General Liability**

**A. Limits of Liability**

Bodily Injury and Property Damage Liability	
Combined Single Limit	
Each Occurrence	\$1,000,000
General Aggregate Limit	\$ 2,000,000
Products/Completed Operations	
Aggregate Limit per project	\$ 2,000,000
Personal and Advertising Injury	\$1,000,000

**B. Endorsements Required**

• ~~City of Miami~~ included as an Additional Insured

- Products/Completed Operations-Coverage should be kept in force for a period of not less than three years from the date of which the work was performed
- Employees included as insured
- Independent Contractors Coverage
- Personal Injury
- Contractual Liability
- Waiver of Subrogation
- Premises/Operations
- Care, Custody and Control Exclusion Removed
- Explosion, Collapse and Underground Hazard
- Incidental Medical Malpractice
- Loading and Unloading
- Mobile Equipment (Contractors Equipment) whether owned, leased, borrowed or rented by the contractor or employees of the contractor

**III. Business Automobile Liability**

**A. Limits of Liability**

Bodily Injury and Property Damage Liability  
 Combined Single Limit  
 Any Auto  
 Including Hired, Borrowed or Non-Owned Autos  
 Any One Accident \$ 1,000,000

**B. Endorsements Required**

City of Miami Included as an Additional Insured  
 Employees included as insured  
 Waiver of Subrogation

**IV. Worker's Compensation**

Limits of Liability  
 Statutory-State of Florida  
 Waiver of subrogation

**V. Employer's Liability**

**A. Limits of Liability**

\$1,000,000 for bodily injury caused by an accident, each accident  
 \$1,000,000 for bodily injury caused by disease, each employee  
 \$1,000,000 for bodily injury caused by disease, policy limit

**VI. Umbrella Policy**

**A. Limits of Liability**

Bodily Injury and Property Damage Liability	
Combined Single Limit	\$ 5,000,000
Each Occurrence	\$ 5,000,000
Aggregate	
Products/Completed Operations	
Aggregate Limit	\$ 5,000,000

**B. Excess Coverage over the policies as follows**

Commercial General Liability  
Business Automobile Liability  
Employers' Liability

FIRM shall provide, pay for and maintain in force at all times during the Project, Professional Liability Insurance, as will assure to COM the protection contained in this Agreement. The insurance coverages shall be at least as set forth below. Each insurance policy shall clearly identify the foregoing indemnification as insured.

Such policy or policies shall be issued by companies approved to do business in the state of Florida, and having agents upon whom service of process may be made in the state of Florida. FIRM shall specifically protect COM by naming COM, its Board, and the City of Miami named insureds under the Comprehensive General Liability Insurance Policy hereinafter described.

**46. MISCELLANEOUS**

**46.1 ROYALTIES AND PATENTS**

All fees, royalties, and claims for any invention, or pretended invention, or patent of any article, material, arrangement, appliance or method that may be used upon or in any manner be connected with the construction of this Project or appurtenances, are hereby included in the prices stipulated in this Agreement for said Project.

**46.2 DATUM**

All elevations are referred to as National Geodetic Vertical Datum (N.G.V.D.) of 1929.

**46.3 RIGHTS OF VARIOUS INTERESTS**

Whenever work being done by COM's forces or by other contractors is contiguous to work covered by this Agreement, the respective rights of the various interests involved shall be established by the OAR to secure the completion of the various portions of the work in general harmony.

**46.4 THIRD PARTY BENEFICIARIES**

Neither FIRM nor COM intends to directly or substantially benefit a third party by this Agreement. Therefore, the parties agree that there are no third party beneficiaries to this ~~Agreement and that no third party shall be entitled to assert a claim against either of~~ them based upon this Agreement. The parties expressly acknowledge that it is not their

intent to create any rights or obligations under this Agreement in any third person or entity.

#### 46.5 ASSIGNMENT

Neither party to this Agreement shall assign this Agreement nor subcontract it as a whole without the written consent of the other, nor shall FIRM assign any monies due or to become due to it hereunder, without the prior written consent of the OAR.

#### 46.6 NO INTEREST

Any monies not paid by COM when claimed to be due to FIRM under this Agreement shall not be subject to interest. However, the provisions of COM's prompt payment ordinance, as such relates to timeliness of payment, and the provisions of Section 218.74(4), Florida Statutes, as such relates to the payment of interest, shall apply to valid and proper invoices.

#### 46.7 OWNERSHIP OF DOCUMENTS

Drawings, specifications, designs, architectural plans, models, photographs, computer AutoCAD disks, reports, surveys, and other data provided in connection with this Agreement and for which COM has rendered payment, are and shall become and remain the property of COM whether the Project for which they are made is executed or not. FIRM and COM agree that all such work shall be considered work made for hire. If this Agreement is terminated for any reason prior to completion of the work, COM may, in its discretion, use any design and documents prepared hereunder for the purpose of completing the Project; provided that if such termination occurs prior to completion of documents and/or through no fault of FIRM; FIRM shall have no liability for such use. After COM has paid for services under this Agreement, COM may reuse any design and documents prepared pursuant to this Agreement at other locations or sites without written verification or adaptation of FIRM, including reuse with modification or adaptation by others; provided that any reuse without the written verification or adaptation of FIRM for the specific purpose intended will be without liability to FIRM. At the completion of the Project, as part of the Project closeout, copies of all drawings on AutoCAD disks shall be transmitted from FIRM to the OAR within seven (7) calendar days of termination of this Agreement in addition to the record drawings (Mylars). The provisions of this clause shall survive the completion of this Agreement and shall thereafter remain in full force and effect. Any compensation due to FIRM shall be withheld until all documents are received as provided herein.

#### 46.8 RECORDS

FIRM shall keep such records and accounts and require any and all architects, consultants and subcontractors to keep records and accounts as may be necessary in order to record complete and correct entries as to personnel hours charged to this engagement. Such books and records will be available at all reasonable times for examination and audit by COM and shall be kept for the required retention period of the Florida Public Records Act (Chapter 119, Fla. Stat.) if applicable or, if the Florida Public Records Act is not applicable, for a period of three (3) years after the completion of the Project pursuant to this Agreement. ~~Incomplete or incorrect entries in such books and records will be grounds for disallowance by COM of any fees or expenses based upon such entries.~~

**46.9 NONDISCRIMINATION, EQUAL EMPLOYMENT OPPORTUNITY, AND AMERICANS WITH DISABILITIES ACT**

FIRM shall not unlawfully discriminate against any person in its operations and activities in its use or expenditure of the funds or any portion of the funds provided by this Agreement and shall affirmatively comply with all applicable provisions of the Americans with Disabilities Act (ADA) in the course of providing any services funded in whole or in part by COM, including Titles I and II of the ADA (regarding nondiscrimination on the basis of disability), and all applicable regulations, guidelines, and standards.

FIRM's decisions regarding the delivery of services under this Agreement shall be made without regard to or consideration of race, age, religion, color, gender, national origin, marital status, physical or mental disability, political affiliation, or any other factor which cannot be lawfully or appropriately used as a basis for service delivery or other affected activity.

FIRM shall comply with Title I of the Americans with Disabilities Act regarding nondiscrimination on the basis of disability in employment and further shall not discriminate against any employee or applicant for employment because of race, age, religion, color, gender, sexual orientation, national origin, marital status, political affiliation, or physical or mental disability.

FIRM shall not engage in or commit any discriminatory practice in violation of any applicable law in the performance of this Agreement.

**46.10 NO CONTINGENT FEE**

FIRM warrants that it has not employed or retained any company or person, other than a bona fide employee working solely for FIRM to solicit or secure this Agreement and that it has not paid or agreed to pay any person, company, corporation, individual or FIRM, other than a bona fide employee working solely for FIRM, any fee, commission, percentage, gift, or other consideration contingent upon or resulting from the award or making of this Agreement. For the breach or violation of this provision, COM shall have the right to terminate this Agreement without liability at its discretion, to deduct from the Contract price, or otherwise recover the full amount of such fees, commission, percentage, gift or consideration.

**46.11 REPRESENTATIVE OF COM AND FIRM**

46.11.1 It is recognized that questions in the day-to-day conduct of the Project will arise. The OAR shall designate in writing and shall advise FIRM in writing, of one (1) or more COM employees to whom all communications pertaining to the day-to-day conduct of the Project shall be addressed.

46.11.2 The OAR will represent COM in administering the Contract Documents from concept through Closeout. The OAR is the chief liaison between COM and the FIRM. All communications between the FIRM and the COM shall be through the OAR.

46.11.3 FIRM shall inform the OAR in writing of the representative of FIRM to whom matters involving the day-to-day conduct of the Project shall be addressed.

46.12 ALL PRIOR AGREEMENTS SUPERSEDED; AMENDMENTS

The Contract Documents incorporate and include all prior negotiations, correspondence, conversations, agreements or understandings applicable to the matters contained herein, and the parties agree that there are no commitments, agreements or understandings concerning the subject matter of this Agreement that are not contained in the Contract Documents. Accordingly it is agreed that no deviation from the terms hereof shall be predicated upon any prior representations or agreements whether oral or written.

It is further agreed that no modification, amendment or alteration in the terms or conditions contained herein shall be effective unless contained in a written document executed with the same formality and of equal dignity herewith.

46.13 NOTICES

Whenever either party desires to give notice unto the other, it must be given by written notice, sent by certified United States mail, with return receipt requested, addressed to the party for whom it is intended, at the place last specified; and the place for giving of notice shall remain such until it shall have been changed by written notice in compliance with the provisions of this paragraph. For the present, the parties designate the following as the respective places for giving of notice:

FOR COM:

Director, Department of Capital Improvements  
And Transportation, City of Miami

\_\_\_\_\_  
\_\_\_\_\_

and

OAR

\_\_\_\_\_  
\_\_\_\_\_

FOR FIRM:

Recreational Design & Construction, Inc.  
Joseph Cerrone III, President

\_\_\_\_\_  
\_\_\_\_\_

46.14 TRUTH-IN-NEGOTIATION CERTIFICATE

FIRM's execution of this Agreement shall act as the execution of a truth-in-negotiation certificate stating that wage rates and other factual unit costs supporting the compensation of this Agreement are accurate, complete, and current at the time of contracting. The original Contract price and any additions thereto shall be adjusted to exclude any significant sums by which COM determines the Contract price was increased due to inaccurate, incomplete, or non-current wage rates and other factual unit costs. All such Contract adjustments shall be made within one (1) year following the end of this Agreement.

#### 46.15 INTERPRETATION

The parties hereto acknowledge and agree that the language used in this Agreement expresses their mutual intent, and no rule of strict construction shall apply to either party hereto. The headings contained in this Agreement are for reference purposes only and shall not affect in any way the meaning or interpretation of this Agreement. All personal pronouns used in this Agreement shall include the other gender, and the singular shall include the plural, and vice versa, unless the context otherwise requires. Terms such as "herein," "hereof," "hereunder," and "hereinafter" refer to this Agreement as a whole and not to the particular sentence, paragraph or section where they appear, unless the context requires otherwise. Whenever reference is made to a Section of this Agreement, such reference is to the Section as a whole, including all of the subsections and subparagraphs of such Section, unless the reference is expressly made to a particular subsection or subparagraph of such Section.

#### 46.16 CONDITION PRECEDENT TO AGREEMENT

It is understood by the parties to this Agreement that all duties and obligations as set forth herein for the Design and Construction Phases of the Project are contingent upon and shall not be binding upon COM until such time as Notice to Proceed is issued.

The parties hereto acknowledge that as of the date of execution of this Agreement certain necessary governmental approvals may not have been obtained by FIRM in order to lawfully commence the Project. COM shall not be responsible or liable for any damages of any nature whatsoever, including but not limited to, direct, indirect, consequential, impact or other costs and expenses, which may arise as a result of, or connected to, the failure of any governmental entity, other than COM, refusing to grant any necessary approval, permit, variance or any other required consent which may be necessary to commence construction of the Project, or which may arise as a result of any delay in the granting of any such approval, permit, variance or other required consent.

#### 46.17 ENVIRONMENTAL REGULATIONS

FIRM shall notify COM immediately of notice of any citation or violation which FIRM may receive during the time of performance of this Contract.

#### 46.18 RECYCLED CONTENT

~~In support of the Florida Waste Management Law, FIRM is encouraged to supply any~~ information available regarding recycled material content in the products provided. COM is particularly interested in the type of recycled material used (such as paper, plastic,



glass, metal, etc.); and the percentage of recycled material contained in the product. COM also requests information regarding any known or potential material content in the product that may be extracted and recycled after the product has served its intended purpose.

#### 46.19 PUBLIC ENTITY CRIME ACT

FIRM represents that the execution of this Agreement will not violate the Public Entity Crime Act (Section 287.133, Florida Statutes), which essentially provides that a person or affiliate who is a contractor, consultant, or other provider and who has been placed on the convicted vendor list following a conviction for a public entity crime may not submit a bid on a contract to provide any goods or services to COM, may not submit a bid on a contract with COM for the construction or repair of a public building or public work, may not submit bids on leases of real property to COM, may not be awarded or perform work as a contractor, supplier, subcontractor, or consultant under a contract with COM, and may not transact any business with COM in excess of the threshold amount provided in Section 287.017, Florida Statutes, for category two purchases for a period of 36 months from the date of being placed on the convicted vendor list. Violation of this section shall result in termination of this Agreement and recovery of all monies paid by COM pursuant to this Agreement, and may result in debarment from COM's competitive procurement activities.

In addition to the foregoing, FIRM further represents that there has been no determination, based on an audit, that it committed an act defined by Section 287.133, Florida Statutes, as a "public entity crime" and that it has not been formally charged with committing an act defined as a "public entity crime" regardless of the amount of money involved or whether FIRM has been placed on the convicted vendor list.

#### 46.20 CONTRACT CLOSEOUT

- 46.20.1 FIRM shall comply with requirements stated in this Agreement and in Specifications for administrative procedures in closing out the work. When FIRM considers the work substantially complete, FIRM shall submit to OAR a written note that the work, or designated portion thereof, is substantially complete, and a list of items to be completed or corrected.
- 46.20.2 Within five (5) business days after receipt of such notice, OAR will make an inspection to determine the status of completion. Should OAR determine that the work is not substantially complete, OAR will promptly notify the FIRM, in writing, giving the reasons therefor. FIRM shall remedy the deficiencies in the work, and send a second written notice to OAR that the work or designated portion thereof, is substantially complete, again listing items to be completed or corrected.
- 46.20.3 FIRM and OAR will reinspect the work. When OAR determines that the work is substantially complete, FIRM will prepare a Certificate of Substantial Completion in the form of Exhibit H, accompanied by FIRM's list of items to be completed or corrected, as verified and amended by OAR. FIRM will submit the Certificate to the OAR together with FIRM's ~~written acceptance and acknowledgment of responsibility to complete~~ correct the list of items identified in the Certificate as needing to be

completed or corrected. A date by which each listed item will be completed or corrected shall also be included.

46.20.4

When FIRM considers the work to be complete, FIRM shall submit written certification that:

- 46.20.4.1 The Contract Documents have been reviewed.
- 46.20.4.2 The work has been inspected for compliance with Contract Documents.
- 46.20.4.3 The work has been completed in accordance with Contract Documents.
- 46.20.4.4 Equipment and systems have been tested in the presence of the COM's representative and are operational.
- 46.20.4.5 The work is completed and ready for final inspection.
- 46.20.4.6 At the same time that FIRM submits certification, FIRM shall also submit:
  - 46.20.4.6.1 A Final Certificate of Occupancy.
  - 46.20.4.6.2 Certificates of inspection and testing for mechanical work, and electrical work.
  - 46.20.4.6.3 Project record documents and "as built" drawings.
  - 46.20.4.6.4 Operating and Maintenance data and instructions to COM's personnel.
  - 46.20.4.6.5 Warranties and bonds as required under the Contract Documents.
  - 46.20.4.6.6 Keys and keying schedule.
  - 46.20.4.6.7 Evidence of all COM/user operating demonstrations and training for all equipment in Project.

46.20.5

FIRM and OAR or designee will make an inspection to verify the status of completion within ten (10) business days after receipt of such certification. Should the OAR consider that the work is incomplete or defective, OAR will promptly notify the FIRM, in writing, listing the incomplete or defective work. FIRM shall take immediate steps to remedy the stated deficiencies, and send a second written certification to OAR that the work is complete. FIRM and OAR or designee will then reinspect the work. When the OAR ~~finds that the work is acceptable under the Contract Documents, COM~~ shall request the FIRM to make closeout submittals.

- 46.20.6 FIRM's closeout submittals to COM shall provide evidence of compliance with requirements of governing authorities and testing agencies and shall include:
- 46.20.6.1. The requirements of the Contract Documents.
  - 46.20.6.2. Evidence of payment and release of liens: To requirements of general and special conditions.
  - 46.20.6.3. Certificate of Insurance for products and completed operations.
- 46.20.7 FIRM shall submit a final statement of accounting to the OAR. The statement shall reflect all adjustments to the Contract Sum as follows:
- 46.20.7.1. The original Contract Sum.
  - 46.20.7.2. Additions and deductions resulting from:
    - a. Previous Change Orders.
    - b. Allowances, if applicable.
    - c. Unit prices.
    - d. Deductions for uncorrected work.
    - e. Penalties and bonuses.
    - f. Deductions for liquidated damages.
    - g. Deductions for reinspection payments.
    - h. Other adjustments
  - 46.20.7.3. Total Contract Sum, as required.
  - 46.20.7.4. Previous payments.
  - 46.20.7.5. Sum remaining due.
- 46.20.8 FIRM will prepare a final Change Order, reflecting approved adjustments to the Contract Sum which were not previously made by Change Orders.
- 46.20.9 FIRM shall submit the final application for payment in accordance with procedures and requirements stated in the conditions of this Contract.

**46.21 JURISDICTION, VENUE, WAIVER OF JURY TRIAL**

This Agreement shall be interpreted and construed in accordance with and governed by the laws of the state of Florida. Any controversies or legal problems arising out of this Agreement and any action involving the enforcement or interpretation of any rights hereunder shall be submitted to the jurisdiction of the state courts of the Eleventh Judicial Circuit and venue for litigation arising out of this Agreement shall be in such state courts. By entering into this Agreement, FIRM and COM hereby expressly waive any rights either party may have to a trial by jury of any civil litigation related to this ~~Agreement~~

The parties acknowledge and agree that this Agreement is the product of negotiations and has been typed by one party for the benefit of both, and the negotiated terms and conditions herein shall not be construed for or against either party.

#### 46.22 INDEPENDENT CONTRACTOR

FIRM is an independent contractor under this Agreement. Services provided by FIRM pursuant to this Agreement shall be subject to the supervision of FIRM. In providing such services, neither FIRM nor its agents shall act as officers, employees, or agents of the COM. This Agreement shall not constitute or make the parties a partnership or joint venture.

#### 46.23 CONFLICTS

Neither FIRM nor its employees shall have or hold any continuing or frequently recurring employment or contractual relationship that is substantially antagonistic or incompatible with FIRM's loyal and conscientious exercise of judgment and care related to its performance under this Agreement.

FIRM further agrees that none of its officers or employees shall, during the term of this Agreement, serve as an expert witness against COM in any legal or administrative proceeding in which he, she, or FIRM is not a party, unless compelled by court process. Further, FIRM agrees that such persons shall not give sworn testimony or issue a report or writing, as an expression of his or her expert opinion, which is adverse or prejudicial to the interests of COM in connection with any such pending or threatened legal or administrative proceeding unless compelled by court process. The limitations of this section shall not preclude FIRM or any persons in anyway from representing themselves, including giving expert testimony in support thereof, in any action or in any administrative or legal proceeding.

In the event FIRM is permitted pursuant to this Agreement to utilize subcontractors to perform any services required by this Agreement, FIRM agrees to require such subcontractors, by written contract, to comply with the provisions of this section to the same extent as FIRM.

#### 46.24 WAIVER

COM's and FIRM's failure to enforce any provision of this Agreement shall not be deemed a waiver of such provision or modification of this Agreement. A waiver of any breach of a provision of this Agreement shall not be deemed a waiver of any subsequent breach and shall not be construed to be a modification of the terms of this Agreement.

#### 46.25 SEVERABILITY

The partial or complete invalidity of any one or more provisions of this Agreement shall not affect the validity or continuing force and effect of any other provision.

#### 46.26 INCORPORATION BY REFERENCE

~~The attached Exhibits A through L are incorporated into and made a part of this Agreement.~~

**46.27 MULTIPLE ORIGINALS**

This Agreement may be fully executed in counterparts, each of which, bearing original signatures, shall have the force and effect of an original document.

**IN WITNESS WHEREOF**, the parties hereto have caused this instrument to be executed by their respective officials thereunto duly authorized, this the day and year above written.

**CITY OF MIAMI**

**WITNESS:**

\_\_\_\_\_

By: \_\_\_\_\_

**APPROVED AS TO FORM AND  
CORRECTNESS:**

\_\_\_\_\_  
Jorge L. Fernandez  
City Attorney

**APPROVED AS TO INSURANCE  
REQUIREMENTS**

\_\_\_\_\_  
Dania F. Carillo, Risk Management Administrator

**EXHIBIT A**  
**DESIGN CRITERIA**

**EXHIBIT B**

**FINAL PROPOSAL AND THE PLANS AND SPECIFICATIONS**

**EXHIBIT C**

**SCHEDULE OF SDBE PARTICIPATION**

**EXHIBIT D**

**CERTIFICATE OF INSURANCE**



**(See Section 45.5 - Insert form Certificate's of Insurance)**

**EXHIBIT E**  
**FORM OF PERFORMANCE BOND**

**EXHIBIT F**  
**FORM OF PAYMENT BOND**

**EXHIBIT G**  
**DAVIS-BACON WAGE DETERMINATION**  
**AND**  
**SECTION 3 REQUIREMENTS**

**EXHIBIT H**

**CERTIFICATE OF SUBSTANTIAL COMPLETION**

**EXHIBIT I**

**FINAL CERTIFICATE OF PAYMENT**

**EXHIBIT J**

**FORM OF FINAL RECEIPT:**

[The following form will be used to show receipt of final payment for this Contract.]

FINAL RECEIPT FOR CONTRACT NO. \_\_\_\_\_ ^ \_\_\_\_\_

Received this \_\_\_\_\_ day of \_\_\_\_\_, 20\_\_\_\_\_, from COM, the sum of \_\_\_\_\_ Dollars (\$ \_\_\_\_\_) as full and final payment to FIRM for all work and materials for the Project described as:

This sum includes full and final payment for all extra work and material and all incidentals.

FIRM hereby indemnifies and releases COM from all liens and claims whatsoever arising out of the Contract and Project.

FIRM hereby certifies that all persons doing work upon or furnishing materials or supplies for the Project have been paid in full. In lieu of this certification regarding payment for work, materials and supplies, FIRM may submit consent of surety to final payment in a form satisfactory to COM.

FIRM further certifies that all taxes imposed by Chapter 212, Florida Statutes (Sales and Use Tax Act), as amended, have been paid and discharged.

[If incorporated sign below.]

FIRM

ATTEST:

\_\_\_\_\_  
(Name)

\_\_\_\_\_  
Secretary

By \_\_\_\_\_  
Title

(CORPORATE SEAL)

Date: \_\_\_\_\_

[If not incorporated sign below.]

FIRM

WITNESSES:

\_\_\_\_\_  
(Name)

By \_\_\_\_\_


Date: \_\_\_\_\_

**EXHIBIT K**  
**ADD/DEDUCT ALTERNATES**



**Exhibit "A"-Proposal**

# **Grapeland Park**



**City of Miami**  
**December 9, 2004**

# Table of Contents

Grapeland Park

- Section I Proposal**
1. Scope of Work
  2. Project Schedule
- Section II Conceptual/Schematic Drawings**
1. Civil Plans
  2. Architectural Plans
- Section III Manufactures Product Data**
1. Water Playground Equipment
- Section IV Design/Build Team Profile and Qualifications**
1. Recreational Design & Construction, Inc., Design-Builder
  2. Corzo Castella Carballo Thompson Salman, Architect and Civil Engineer
  3. Rosenberg Gardner Design, Inc., Landscape Architect
  4. Aquadynamics Design Group, Inc., Aquatics Consultant
  5. Construction Consultants of Florida, Inc., Electrical Engineer

**Section I**  
Recreational Design & Construction, Inc.

**Proposal**

## **Grapeland Heights Park**

The scope of work for this project is to create a Water Park, Banquet Hall, Ballfields & Concession/Restroom Building on the existing park site.

### **Scope of Work**

#### **Site Planning and Preparation:**

- Site planning and preparation including demolition, fills, grading, drainage and utilities.

#### **Baseball Fields:**

- Two (2) ballfields shall be designed to be two hundred fifty feet (250') from home plate to the foul poles and two hundred eighty to two hundred ninety feet (280'-290') from home plate to the center field fence.
- One (1) ballfield shall be designed to be two hundred feet (200') from home plate to the foul poles and two hundred forty to two hundred fifty feet (240'-250') from home plate to the center field fence. One
- One (1) ballfield shall be designed to be one hundred seventy five feet (175') from home plate to the foul poles and two hundred to two hundred ten feet (200'-210') from home plate to the center field fence.

#### **Concession/Restroom Building at Ball fields:**

- A two story ADA accessible 2,360 square foot octagonal structure shall be constructed to include a concession area, a men's restroom, a women's restroom, a utility room, an electric room and an open-air scorer's deck.
- The second floor elevation will be at ( $\pm$ ) fifteen feet above the first floor finish elevation in order to provide a clear view of the ballfields.

#### **Banquet Facility:**

- A Twenty-six Thousand four hundred sixty square foot (26,4600 sf) CBS unit masonry building shall be designed to include a dining hall/multi purpose room (400 person banquet capacity), food warming/preparation area, men's restroom, women's restroom, janitor's room, mechanical room, electric room, storage room, equipment storage room and facility manager's office.

#### **Basketball Courts (x2):**

- The basketball courts shall be constructed with a Plexipave Color Surface System (standard color as selected by Owner) over a 6" crushed limestone base and 1 1/2" of Type II FDOT specification asphalt.

### **Scope of Work Continued:**

#### **Primary Water Activity Pool**

- A 11,454 square foot shotcrete activity pool, with a bathing load of 286 persons
- The NBGS International Model No. MLP-1426 water playground is designed to service children age five (5yrs) and above????

#### **Wacky Waterway:**

- Construct a 675 foot river ride. Constructed of shotcrete with a bather load of 134 persons. shall be constructed with a Diamondbrite (or equal) quartz based finish and ceramic water line tiles.

#### **Secondary Water Activity Pool:**

- A 5,366 square foot shotcrete activity pool, with a bathing load of 115 persons, shall be constructed with a Diamondbrite (or equal) quartz based finish and ceramic water line tiles.
- The NBGS International Model No. MLP-238 water playground is designed to service children age five (5) and under

#### **Resort Pool:**

- A Myrtha Ceramic stainless steel resort pool, with a bathing load of 124 persons The pool shall have a beach entry and pitch to a deep end of 6'. The pool will also be designed to accommodate short course lap swimming.

#### **Pool Entrance/Restroom Building:**

- A 4,200 square foot CBS unit masonry building shall be designed to include men's restroom/locker room, women's restroom/locker room, janitor's room, mechanical room, break room, electric Room, lifeguard office, ticket office and manager's office.

#### **Pool Equipment/Concession/Restroom Building:**

- A 2,645square foot CBS unit masonry building shall be designed to include a pool equipment room, a concession prep area, a storage room, a janitors room, a covered porch area, a uni-sex restroom and an electric room.

#### **Parking:**

- Provide 191 asphalt spaces adjacent to the ballfields
- Provide 96 asphalt parking spaces and 91stabilized grass parking spaces for valet, designed to the Banquet faculty
- Provide 158 asphalt parking spaces and 3 asphalt bus parking spaces adjacent to the water park

### **Scope of Work Continued:**

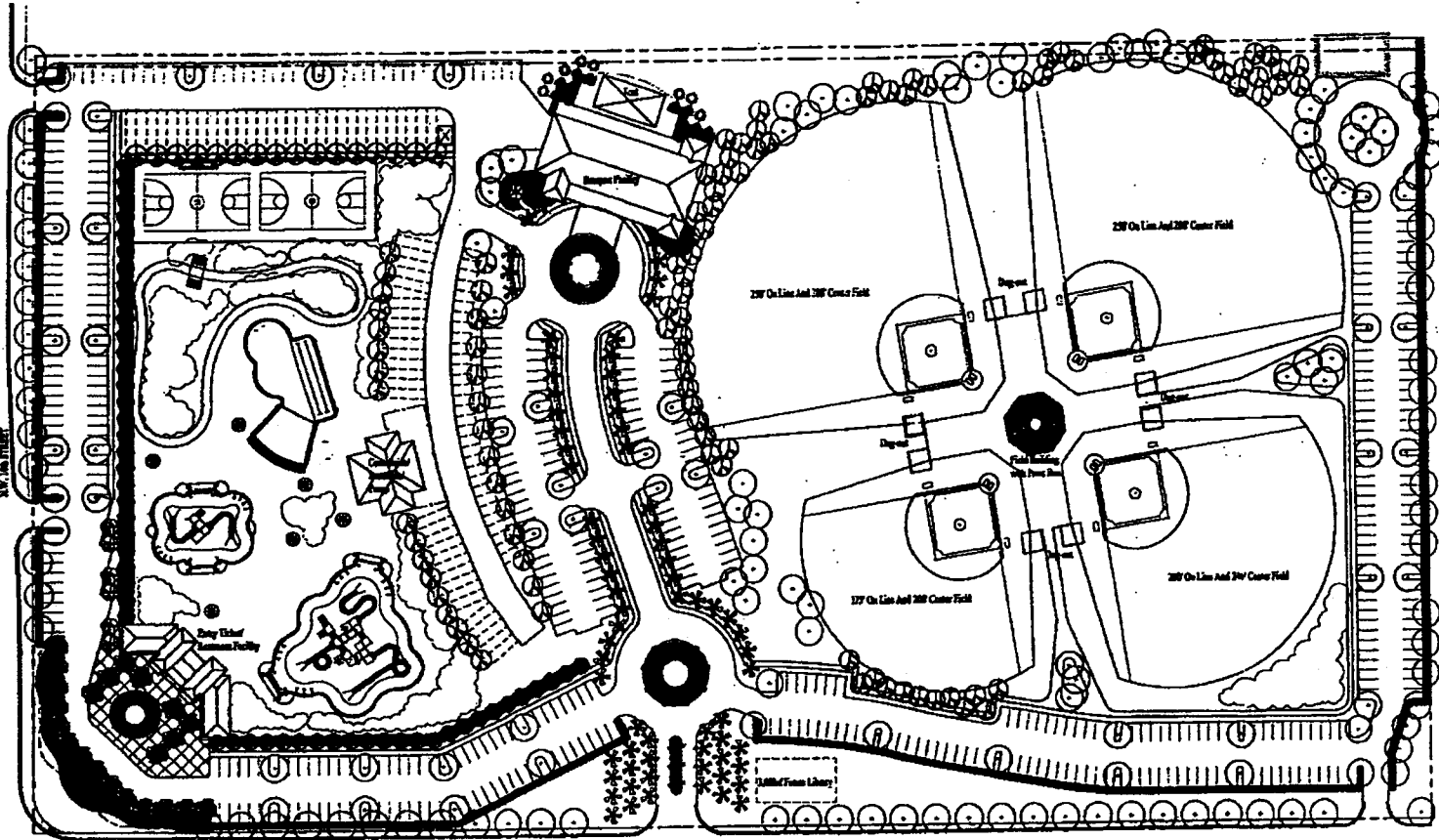
- Provide 42 asphalt parking spaces and 62 stabilized grass parking spaces for valet/event for shared use by the Banquet facility and Water Park.
- Total parking spaces 445 asphalt, 153 stabilized grass and 3 bus parking spaces provided.

**Main Entrance Park Sign:**

- A two hundred square foot (200sf) park sign shall be designed for and installed at the main entrance
- The entrance sign will be constructed of 2" thick high density polyurethane board

**Section II**  
Recreational Design & Construction, Inc.


# Conceptual/Schematic Drawings



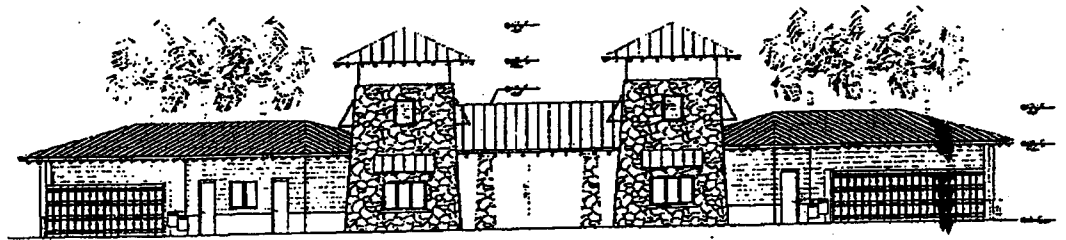
N.W. 13th AVENUE

- PLANTING LEGEND**
- Small Trees
  - Medium Trees
  - Large Trees
  - Large Palms
  - Large Palm Palms
  - Palms
  - Palms and Small Trees






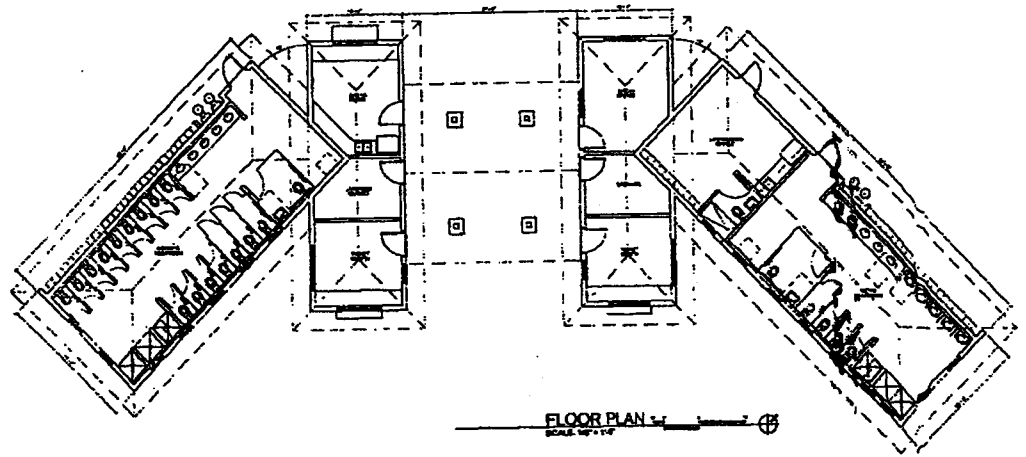
WEST ELEVATION  
SCALE 1/4" = 1'-0"



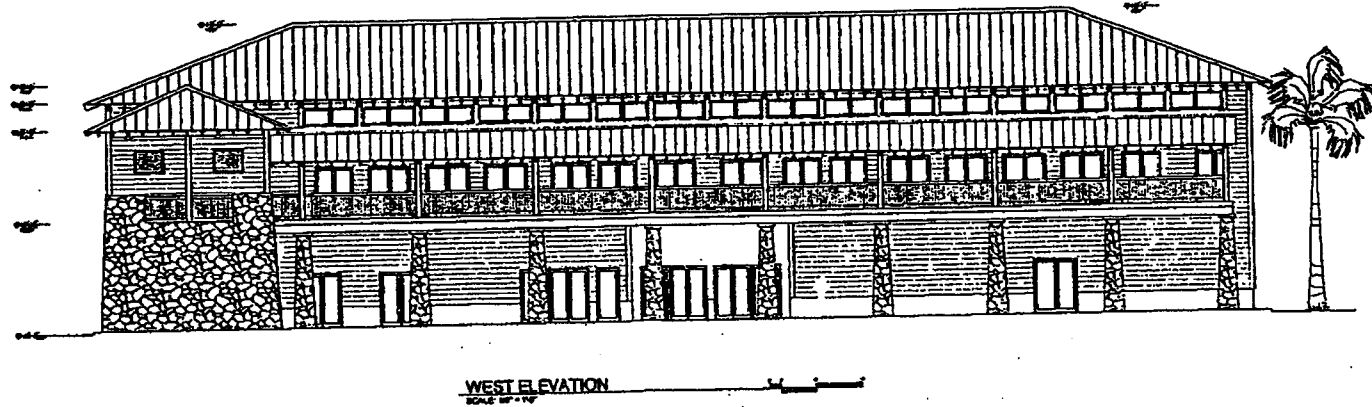
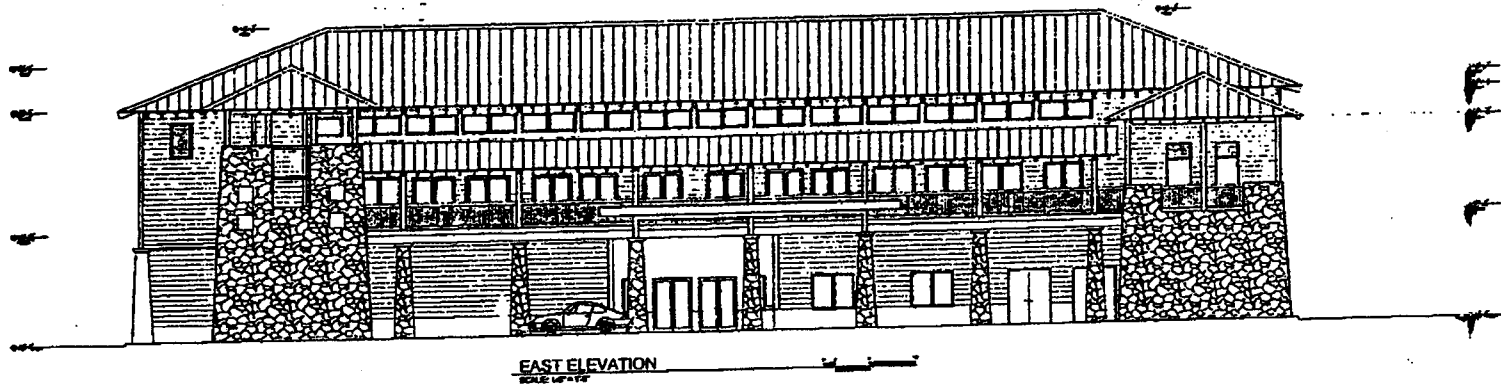
SOUTH ELEVATION  
SCALE 1/4" = 1'-0"

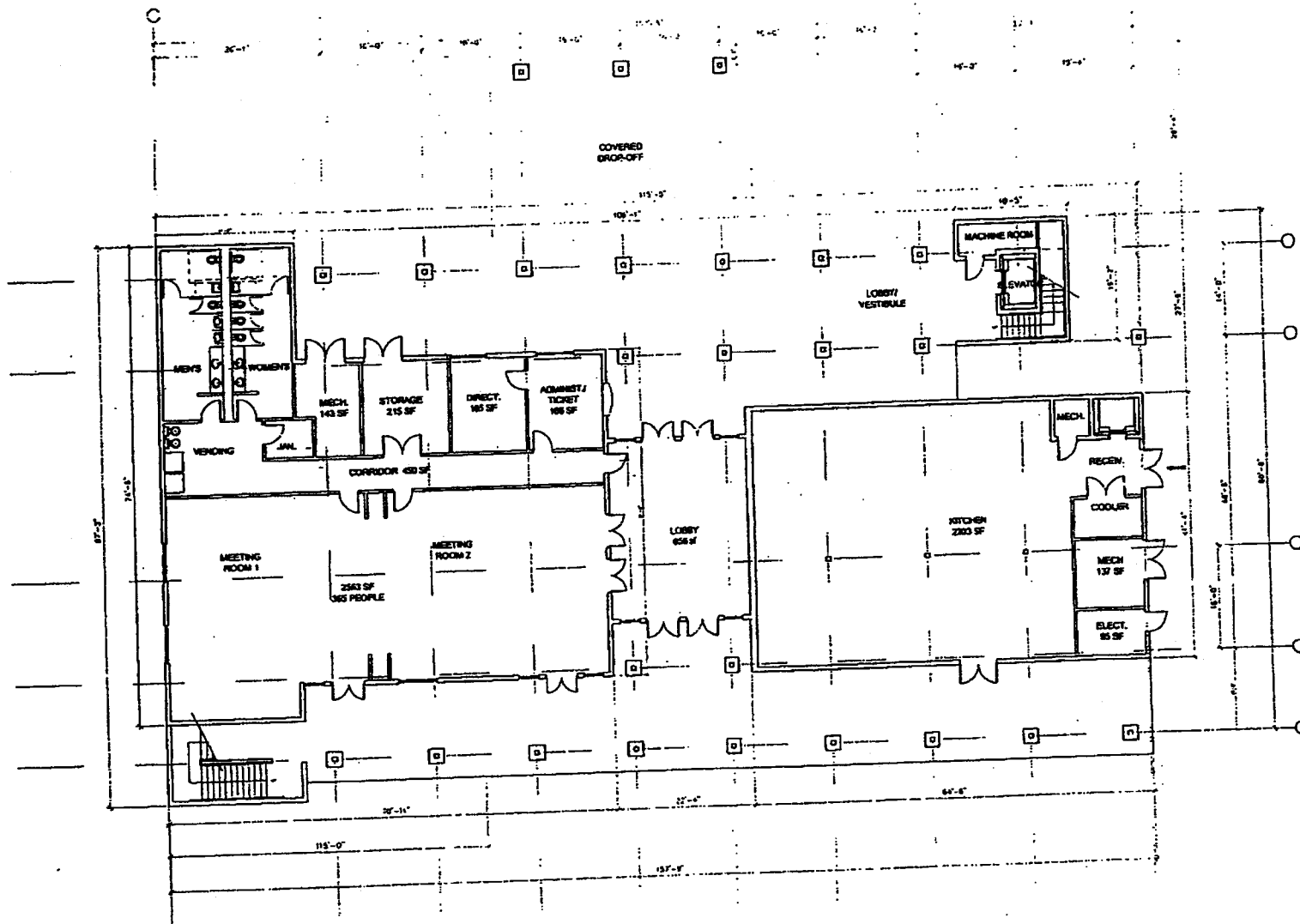


NORTH ELEVATION  
SCALE 1/4" = 1'-0"

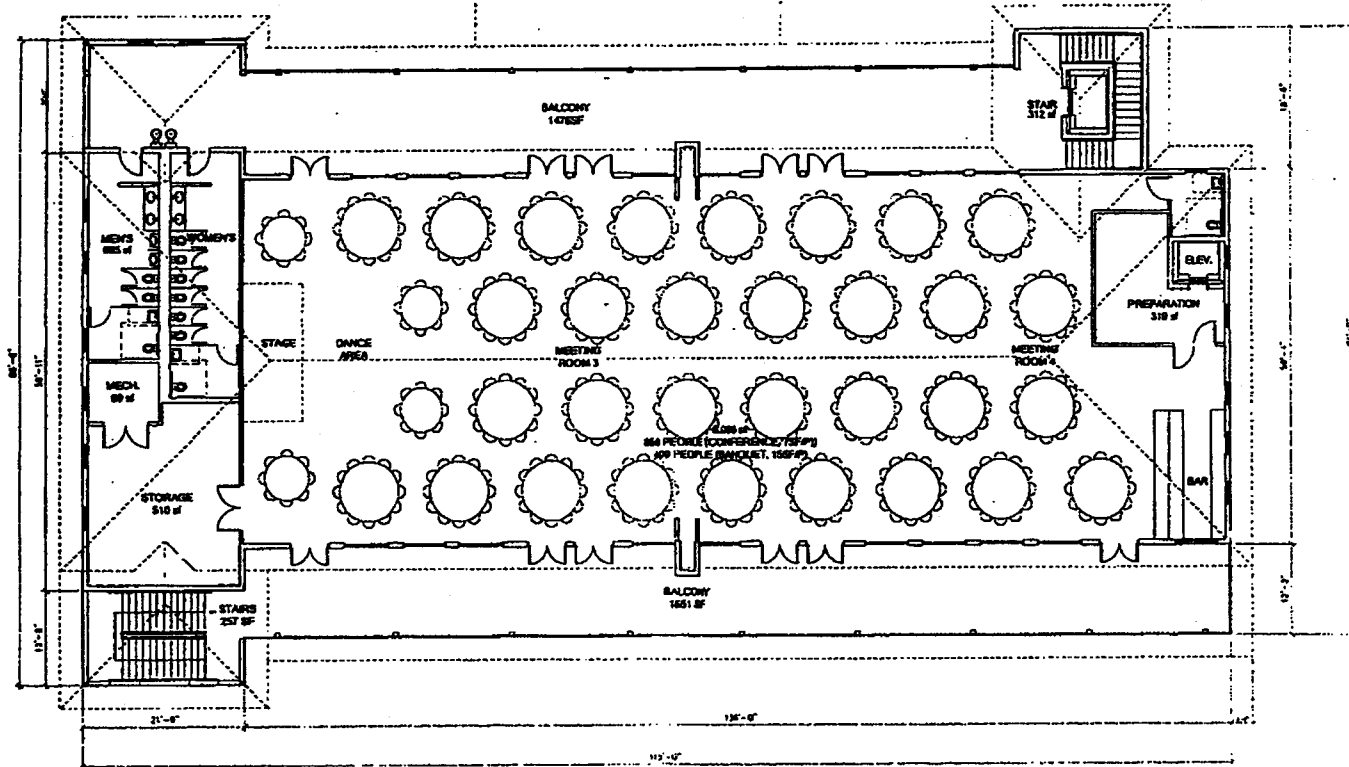


FLOOR PLAN  
SCALE 1/4" = 1'-0"







GROUND FLOOR PLAN  
SCALE 1/4" = 1'-0"




SECOND FLOOR PLAN  
SCALE: 1/8" = 1'-0"



WEST ELEVATION  
SCALE 1/4" = 1'-0"



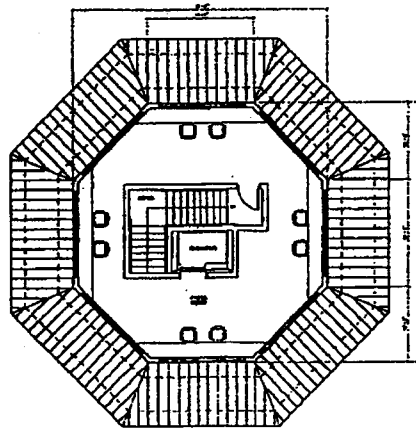
SOUTH ELEVATION  
SCALE 1/4" = 1'-0"



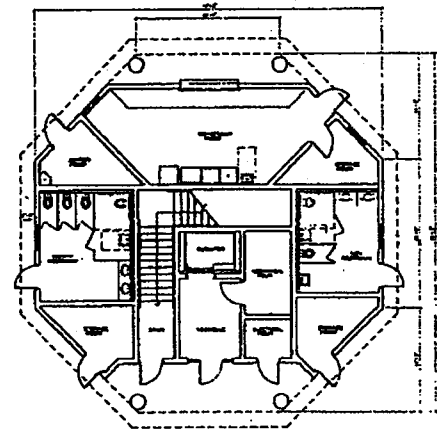
NORTH ELEVATION  
SCALE 1/4" = 1'-0"



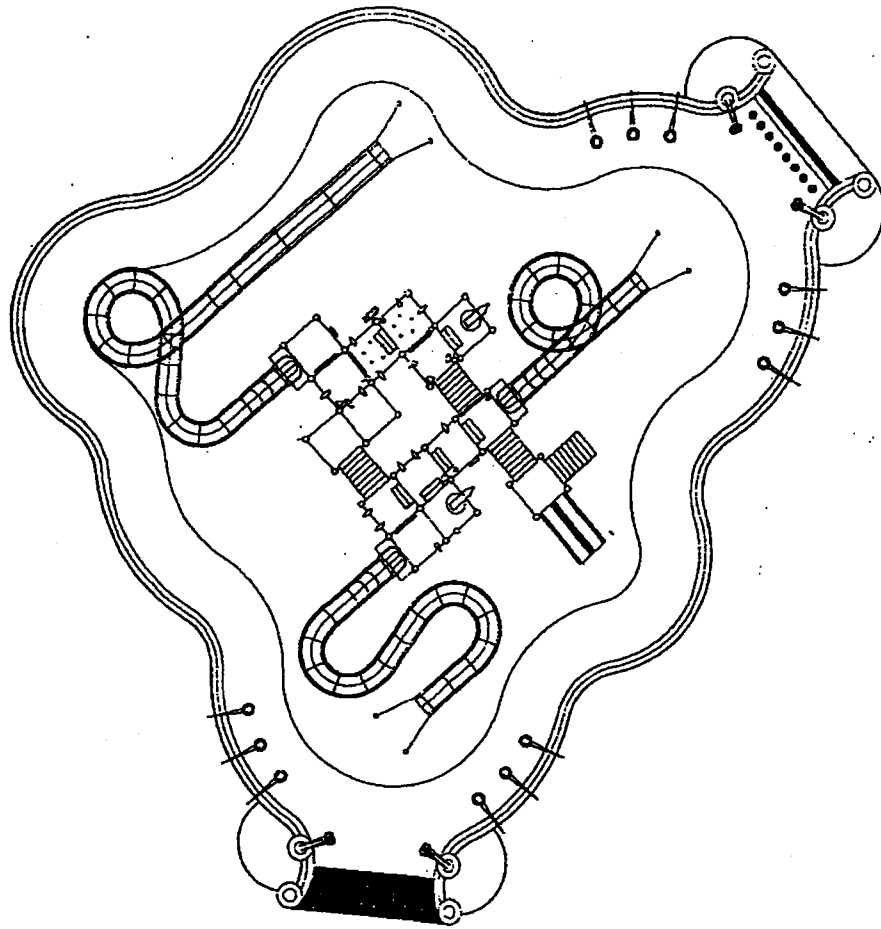
EAST ELEVATION  
SCALE 1/4" = 1'-0"

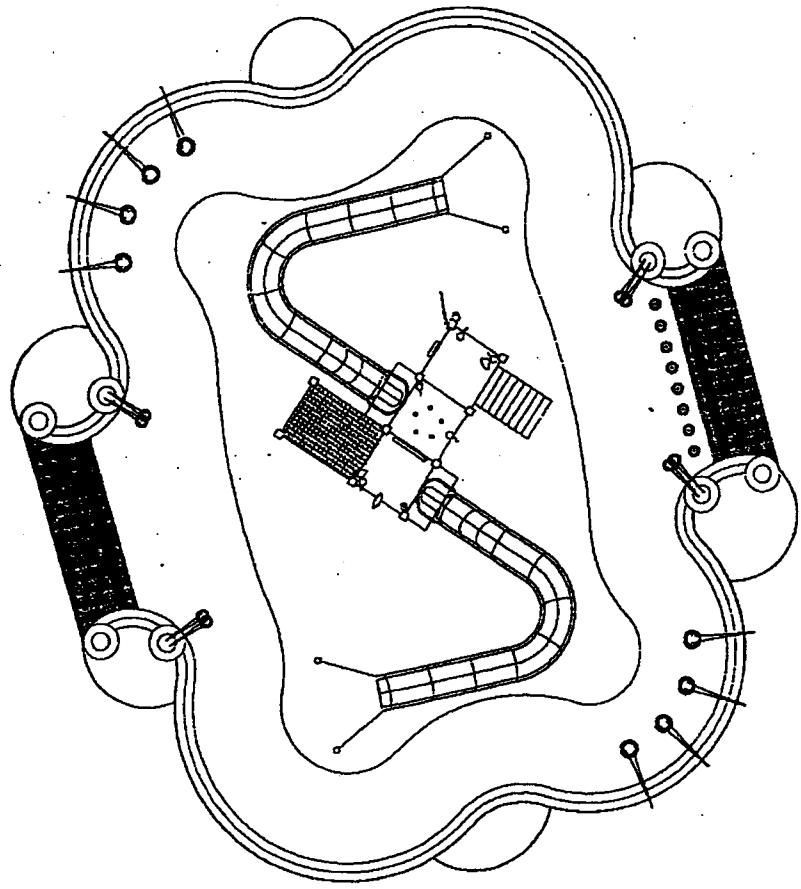


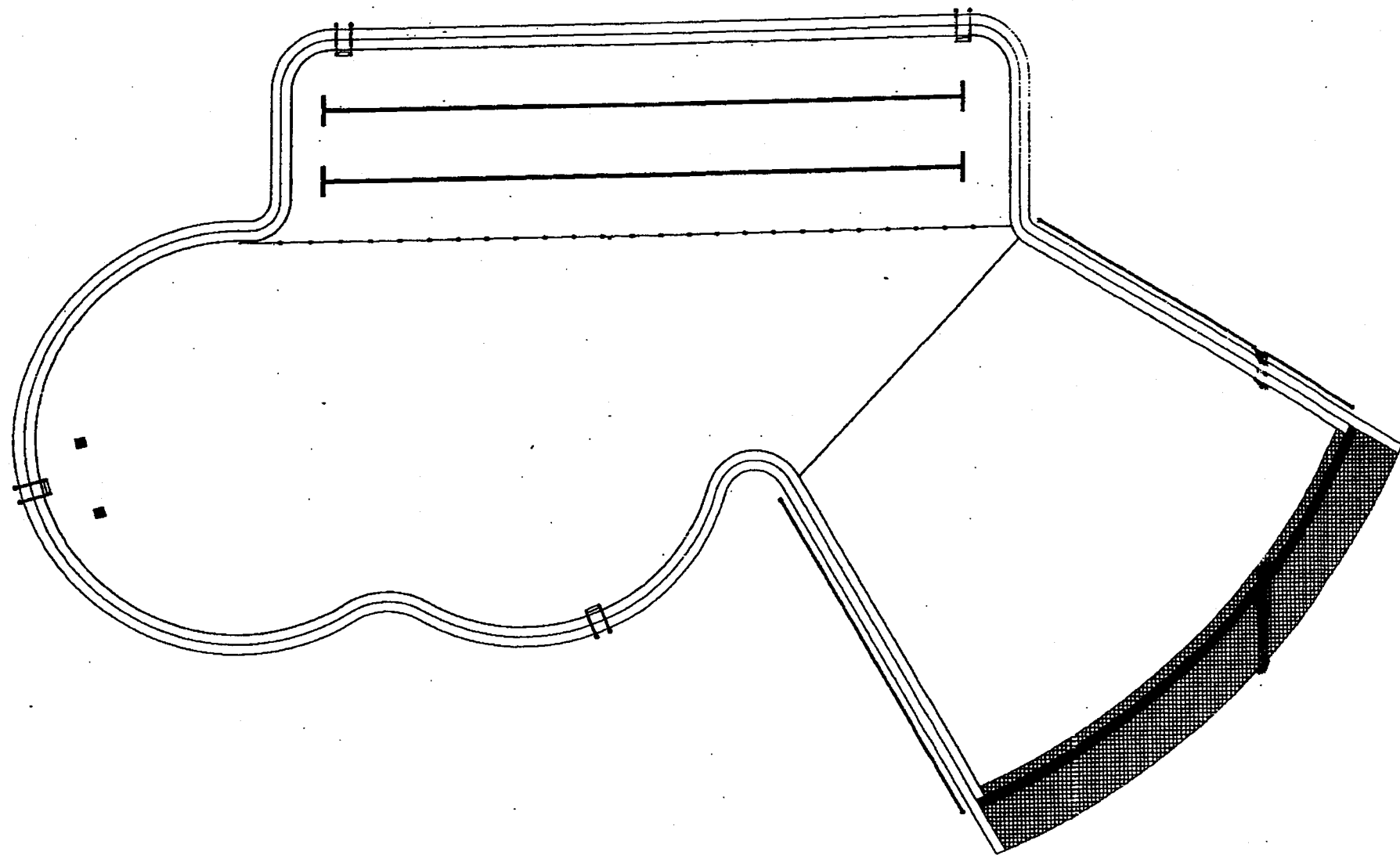
SECOND FLOOR PLAN  
SCALE 1/4" = 1'-0"



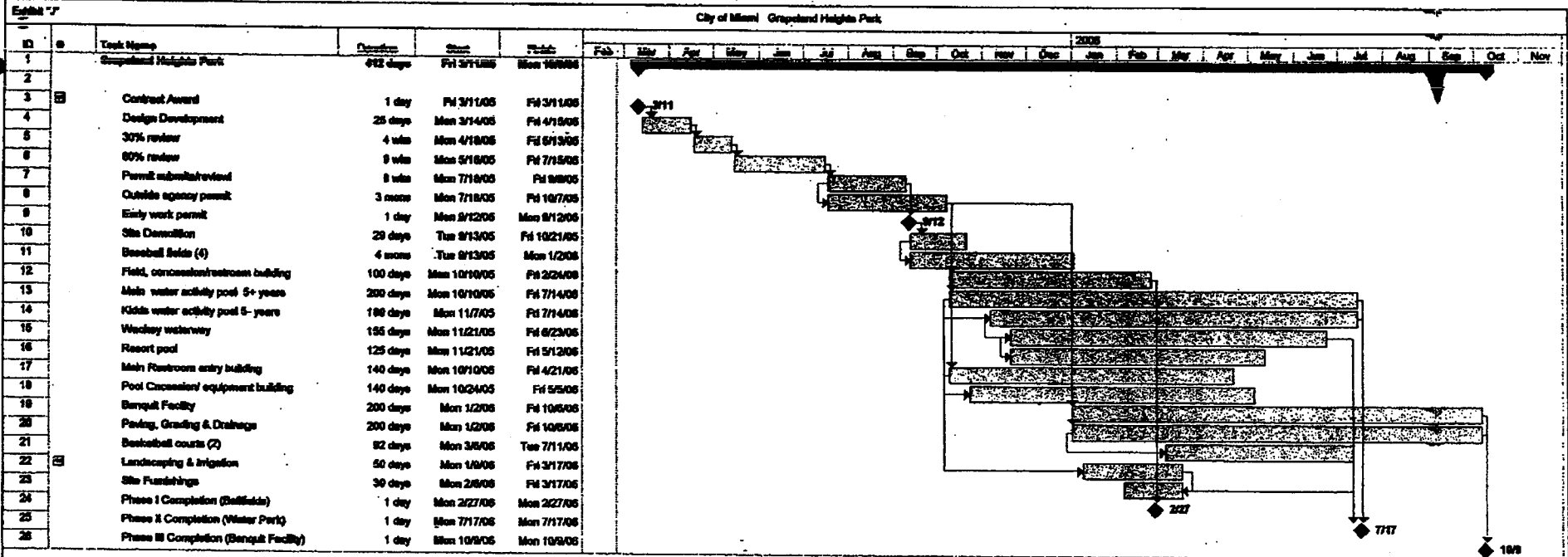
GROUND FLOOR PLAN  
SCALE 1/4" = 1'-0"











Gropeland Heights Park  
Date: Thu 2/24/05  
preliminary Project schedule (2)


Task		Progress		Summary		External Tasks		Deadline	
Split		Milestone		Project Summary		External Milestone			

**Section III**  
Recreational Design & Construction, Inc.

# **Manufacturers Product Data**

Multi Level Play Unit 1426 - Island Theme

**NBGS**  
INTERNATIONAL



# Grape and Park River Activities

MIAMI, FLORIDA  
SCALE: NTS

NOVEMBER 2004

**Zone 1 - Pump Zone**  
Interactive Play Elements  
located on bridge to include:

- Random Drop Springs x4
- Valve Activation Water Spout x3



**Limited Access Bridge**  
Bridge to have gate  
at one end limiting access  
to authorized personnel  
only for maintenance  
on island.

\*\* Photos for reference only.  
Product and theme may vary.

**NIRGS**  
INTERNATIONAL



**Zone 3 - Aquap Charge Challenge**  
Interactive Play Elements to include:  
Waterator / Aquap Charge x 7



DRAWING FOR CONCEPT ONLY  
NOT TO BE USED FOR CONSTRUCTION

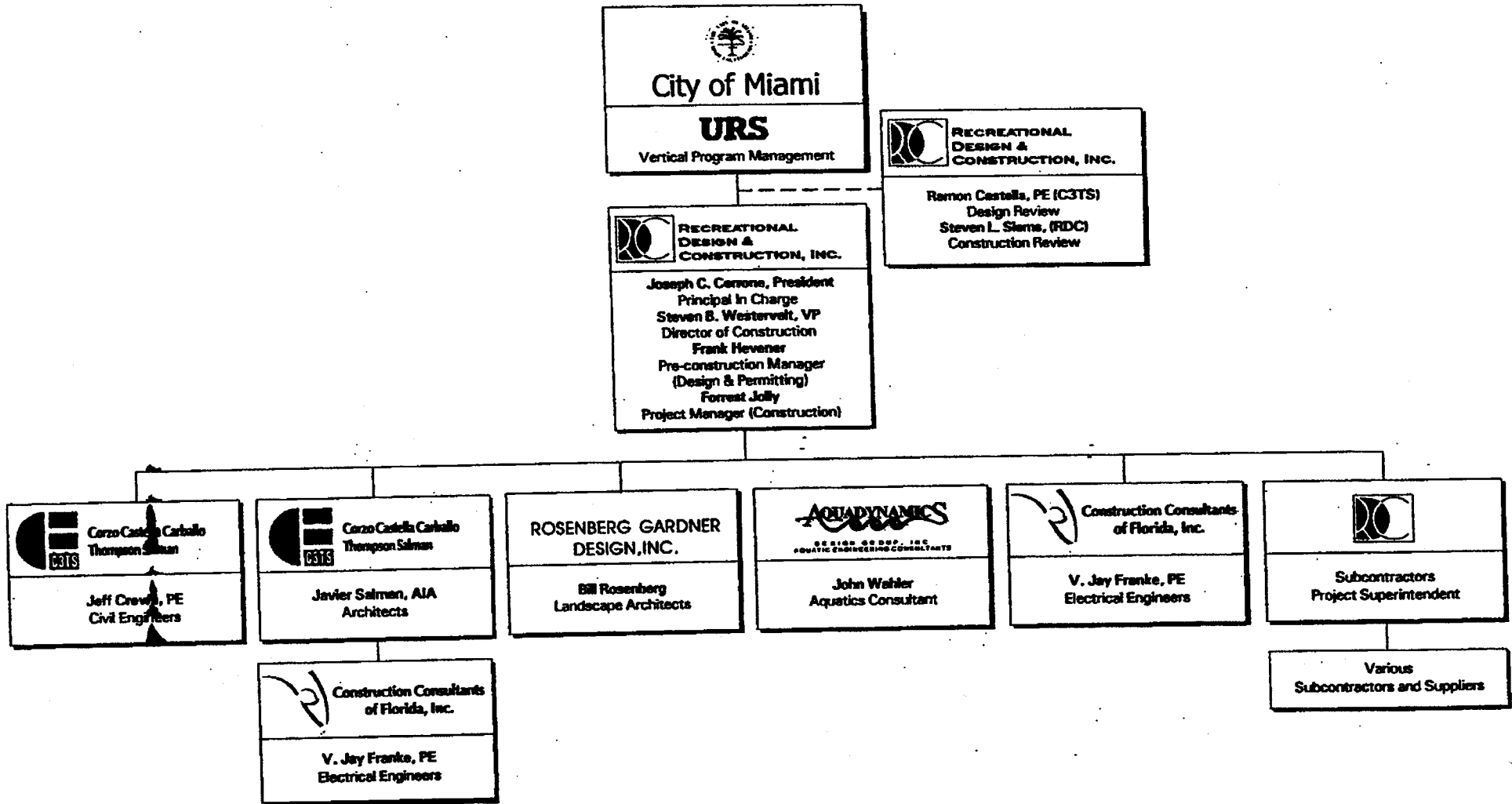
---

**Section IV**  
Recreational Design & Construction, Inc.

**Design/Build Team  
Profile and Qualifications**

ORGANIZATIONAL CHART  
PROPOSER TEAM COMPOSITION

# Grapeland Park Design/Build Team





**RECREATIONAL DESIGN & CONSTRUCTION, INC.**  
3990 NORTH POWERLINE ROAD  
FORT LAUDERDALE, FL 33309  
954 • 566 • 3885  
FAX: 954 • 566 • 3335  
EMAIL: info@recreationaldesign.com

## **Firm History**

### **Recreational Design & Construction, Inc.**

Recreational Design & Construction, Inc. was founded and incorporated in 1993 by Steven Siems and Steven Westervelt. Recreational Design & Construction or "RDC" is a Design-Build, General Contracting firm, that specializes in recreational and public facility construction.

RDC is a Florida corporation offering a complete commitment to our clients' demands for the design-build process. We at RDC take great pride in being known as the "on time" and "within budget" contracting firm that is leading the industry in Public Facilities, Parks and Recreation construction.

During the past 10 years, RDC has successfully completed public sector design-build projects for 30 city and county agencies in Palm Beach, Broward and Dade Counties. Our experience is 100% public construction contracts negotiated with a not to exceed amount, specified schedule and no change orders.

We offer our clients the ability:

- To design using real dollar budgets,**
- To achieve the highest quality possible for their project dollars, and**
- To complete projects on time and as specified.**

In 1995, Joseph C. Cerrone and Mike Rozos joined the RDC organization. Joseph C. Cerrone has a degree in architecture. He is a Florida licensed general contractor and has extensive experience in design and construction projects of all types. As President and qualifier for RDC, he is at the helm of all projects and has over twenty years experience in planning, organizing and directing a construction company.

Mike Rozos brings 26 years of governmental experience in planning, organizing, and directing parks and recreation facilities. His input provides operational and management views that help our staff and designers develop proven solutions that best meet the needs of the end user.

The principals of Recreational Design & Construction, Inc. are comprised of a group of individuals that together have the ability and experience to provide the best solutions on any given task. Together with various designers and subcontractors chosen for their expertise, this team will bring to your projects the highest level of knowledge, innovation, experience and construction cost savings available in the design-build industry.

The office for RDC is located at 3990 North Powerline Road, Fort Lauderdale, Florida 33309. Our office is fully equipped with state of the art equipment and our staff consists of highly trained and experienced professionals. RDC is fully licensed and insured and no one involved with this firm has ever been charged with or convicted of a public entity crime. RDC is a "zero claims" company.

It should be stated that our uniqueness as a firm, with a corporate approach and philosophy, remains intact. The most important member on our design-build team is the client, whose views and desires are included into every project and budget.

Sincerely,  
Recreational Design & Construction, Inc.



Joseph C. Cerrone, III  
President



## **Steven L. Siems**

### **Summary of Qualifications:**

Corporate management of four companies that specialized in the design, construction and manufacturing of parks and recreation facilities and products. Twenty years of design/build construction experience. State of Florida Certified Electrical Contractor. Inventor, designer and manufacturer of several patented products for the parks and recreation industry.

### **Experience:**

1993 to Present: C.E.O. of Recreational Design & Construction, Inc.  
1981 to Present: Director of Florida Electric Service Co., Inc.  
1988 to Present: President of S&S Lighting Specialists  
1988-1995: President of Construction Consultants of Florida, Inc.

### **Education:**

1981 to Present: Various schools and classes required to obtain and maintain licenses held.  
1977-1981: Electrical apprenticeship training school  
1976-1977: Broward Community College general studies

### **Licenses:**

Current Contractor License: State Certified EC-0001000  
State General Contractor License: CG-C062178  
Pool Contractor License

## Joseph C. Cerrone, III

### Summary of Qualifications:

Construction and Construction Management with over twenty years of experience in planning, organizing and directing a construction company. Specifically skilled in leading a team of professional staff in developing and constructing.

### Experience:

1995 to Present: President, Recreational Design & Construction, Inc.(RDC), runs and manage a general contracting firm, that specializes in recreational and public facility construction. RDC has successfully completed over \$32,000,000.00 in design/build projects to date. Municipalities and counties form the core of RDC's client base.

1995-1987: J.C. Cerrone Inc. President and CEO, run and manage 3.5 million dollars each year in commercial construction. Clients included Block Buster, Discovery Zone, The Limited and other national and international clients.

1987-1985: Lands End Construction and Development Inc. Vice President and managing partner. General Construction established to complete high end residential projects large tract home projects and large strip shopping centers in Palm Beach County and Broward County.

1985-1982: J.C.C. Inc. President. Carpentry Contractor well versed in high end residential, tract home, carpentry contracts and strip shopping center construction.

### Education:

1991: Florida Atlantic University, Ft. Lauderdale, Florida  
Computer courses

1982-1983: Florida International University, Miami, Florida  
Architectural and Graduate courses in Architecture

1982: All State Construction School, Florida  
State General Contractor License

1979-1981: University Of Florida  
Area of study, Architectural and Building Construction

1977-1979: New York Institute of Technology, West Berry, New York  
Architectural

1977: John Jay High School, Cross River, New York

### Awards:

1992 Qualified remodeling magazine top 500 Contractor in the USA #350  
1993 Qualified remodeling magazine top 500 Contractor in the USA #264  
1995 Qualified remodeling magazine top 500 Contractor in the USA #325

### Licenses:

State General Contractor License: CG-CA21702  
Pool Contractor License

## **Steven B. Westervelt**

### **Summary of Qualifications:**

Corporate management including sales, estimating, cost analyses, purchasing and inventory control. Director of Construction, including all phases during project design and construction management, with over 30 years construction experience. Safety Director and Human Resource Management.

### **Experience:**

1993 to Present: Vice-President, Director of Construction, Recreational Design & Construction

1990-1993: Hardrives Specialties, Division Manager for Hardrives Sport Facility Construction. Director of all operations from the division, included Sales, Estimating, Permitting, and Personal, from Project Planning to final completion.

1984-1989: Associate Design Consultant with Global Consult Group, Sports Facility Designers. Construction Management for various projects with project installations worldwide, stateside and as remote as Egypt.

1972-1990: Wm. C Westervelt & Sons, General Contracting and Sport Facility Specialists. Foreman, Installer: project installations including entire eastern coast of the United States and the Bahamas.

### **Education:**

1970-1972: Fairleigh Dickinson University, New Jersey  
Engineering and Business Management

### **National Awards:**

#### **Sunrise Tennis Club Park Phase II**

- 2001 United States Tennis Association Outstanding Tennis Facility Award
- 2001 Tennis Industry Magazine Court of the Year Award
- 2001 USTC & TBA Tennis Facility of the Year Award

Coral Springs Tennis Center- known as "Americas Red Clay Facility" - with 16 courts.  
Master Plan Design Team Member and Project Manager for  
Phase I and Phase II construction.

- 1996 USTC & TBA Tennis Facility of the Year Award
- 1995 USTA Outstanding Tennis Facility Award

## Frank J. Sedmak

### Summary of Qualifications:

Relevant Skills/experience and expertise in:

- Construction Management at Risk, Project Management, Design/Build Project Management and Hands-on Construction.

Background/Over 23 years in South Florida:

- Experienced in all facets of construction as Executive Vice President, Construction Manager, Project Manager, and Estimator for several construction companies.
- Experiences as Architectural Vice President handling Construction Management, Construction Administration, Quality Control and Specification Writing.

### Experience:

Present: Recreational Design & Construction, Inc. (RDC)  
(Project Manager)

- |   |            |
|---|------------|
| 2002-2004: BJ & K Construction, Inc.  | 16 Million |
| • Villas Del Lago (Project Manager)   |            |
| 1993-2002: James A. Cummings, Inc.  | 13 Million |
| • Key Biscayne Civic Center (Construction Manager at Risk)                          | 6 Million  |
| • Hialeah High School Renovation (Project Manager)                                  | 10 Million |
| • Coral Gables Maintenance Facility (Construction Manager at Risk)                  | 6 Million  |
| • Broward County Homeless Assistance Center (Design Build Project Manager)          | 5 Million  |
| • Broward County Emergency Operations Center (Design Build Project Manager)         | 6 Million  |
| • Miami International Airport Concourse F (Project Manager)                         |            |
| 1990-1993: Dayco Astaldi Corp.  | 12 Million |
| • Everglades Middle School (Project Manager)  | 7 Million  |
| • Robert Renick Special Education Center (Project Manager)                          | 6 Million  |
| • Miami Central Vocational School Phase 1 (Project Manager)                         |            |
| 1987-1990: Frank Maio General Contractor  | 5 Million  |
| • Jupiter Post Office (Executive Vice President)                                    | 5 Million  |
| • St. Bonaventure Parish (Executive Vice President)                                 | 6 Million  |
| • St. Paul Parish & School (Executive Vice President)                               | 13 Million |
| • Pines Shopping Center (Executive Vice President)                                  |            |
| 1979-1987: Miller Meier Kenyon Cooper Architects and Planner, Inc.                  | 40 Million |
| • Broward County Main Library (Vice President)                                      | 6 Million  |
| • Third Avenue Office Building (Vice President)                                     | 8 Million  |
| • Attucks Middle School (Construction Administration)                               |            |
| Prior to South Florida: Worked as a Construction Supervisor in Milwaukee, Wisconsin |            |
| • Juneau Village Apartment Complex (Two 10 story and One 27 story high rise)        |            |
| • Milwaukee Main Post Office (Six blocks long)                                      |            |

### Education:

1989: Barry University, Miami Shores, Florida  
~~Bachelor Degree, Magna Cum Laude~~

### Computer Experience:

Premiera Project Planner, Sure Track, Expedition, Prolog Manager, Microsoft Word, Lotus 123, Internet, etc.

## Everton Jackson

### Summary of Qualifications:

Project manager with extensive experience in the geotechnical engineering and heavy construction field. Roadways, drainage, utilities, building foundations, general earthwork and some building construction. Working experience in construction administration, scheduling, site work estimation, and quality and safety management. Full-time construction project management and estimation.

### Experience:

2000 to Present: Recreational Design & Construction Inc., FL - Project Manager/Estimator  
Duties: Project estimate buyouts, cost control and scheduling. General project administration functions. Assist chief estimator in gathering actual costs data for project budgets.

1998-2000: Construction Management Service, FL - Assistant Project Manager  
Duties: Project cost control, construction schedule tracking, site work estimates, pay request reviews, change order processing and project quality verification. Also Radiation Safety Officer (RSO) for company.

1996-1998: Converse Consultants, NJ - Engineer/ Assistant Lab Supervisor  
Duties: Landfills, building foundations (including piles), dam rehabilitation, roads, pipelaying, dredge stabilization technologies. Preparation/interpretation of lab and field testing reports. Worked with piezometers, inclinometers, performed soil gas profiling, and pile driving monitoring.

1995-1996: Material Testing Inc., NJ - Construction Quality Control Manager  
Duties: Preparation and administration of CQC Plan. Administrative responsibilities included monitoring contractor adherence to specifications, submittal reviews, holding of start-up meetings. Daily record keeping and verification of inspection on USACOE Passenger Terminal construction project at the Dover Air Force Base in Delaware, NJ.

1989-1995: Woodward-Clyde Consultants, NJ, Senior Lab/Field Technician  
Duties: Index and engineering testing of soils, soil-bentonite/slurry mix design, and testing, borehole inspection and construction inspection.

### Education:


1996 to Present: BSET - Construction Management Technology, New Jersey Institute of Technology.  
Relevant Coursework: Cost Estimating, Construction Contracts, Construction Procedures, Construction Management, Construction Regulations and Standards, Surveying, Soil Mechanics, Steel and Concrete Design, Foundation Design.

1996-1996: MS courses in Environmental Engineering, New Jersey Institute of Technology  
1991-1995: BS - Engineering Science (Major - Env. Sci.), New Jersey Institute of Technology


### Certification:

Florida Certified General Contractor License (inactive status)  
USACOE Contractor Quality Control Management course.  
OSHA Basic Health and Safety Training: 40hr.  
OSHA 10 hours Construction Safety course  
TROXLER nuclear gauge safety training course  
~~Basic CPR training~~

Computer Experience: Basic FORTRAN and PASCAL programming, data structures, Software -Microsoft Word, Excel, Lotus 123, Auto CADD, PRIMAVERA, Microsoft Project



Broward County Curbside Pedestrian GTA Canopies



Recreational Design & Construction, Inc. is a company that was incorporated in 1993 with the express purpose of developing and implementing construction projects. The firm's main focus is on the construction of projects that relate to construction of recreation, parks and public facilities. This construction market has become specialized and requires special abilities to deliver the latest proven designs and construction techniques.

All of RDC's projects were completed on time and within budget.

### Public Facilities

The time and cost savings associated with Design/Build appeal to city and county governments and our proven track record with Parks and Recreation departments provides a natural segue to designing and constructing public facilities.

Recently, some of our most exciting projects have been in the public sector, including designing and constructing a tensile membrane structure that provides cover for pedestrians at Fort Lauderdale-Hollywood International Airport. Identifiable from the air at night, these curbside canopies have become an architectural signature for the airport.

Other public projects include rifle ranges, clubhouses, pro shops, community centers, storage and maintenance facilities, outdoor amphitheatres and parking facilities.

### Fort Lauderdale/Hollywood Airport Curbside Canopies Broward County Purchasing

Design/Build passenger gateway connecting the new terminal #1 to the existing three terminals, providing and architectural signature for the airport, identifiable from the air at night. Provide needed pedestrian curbside cover for passengers. The tensile membrane structure was the selected material to achieve the design solution.

Contract amount: \$3,500,000.00

Contact: O'Brien Kreitzberg, Natalie Hosein

3550 SW 2nd Ave

Fort Lauderdale, FL 33315

Phone number: (954)359-2334

Completed on time and with budget: T2, T3, T4  
completed 4/02 and T1, T2 by 12/02.

Recreational Design & Construction, Inc. is a company that was incorporated in 1993 with the express purpose of developing and implementing construction projects. The firm's main focus is on the construction of projects that relate to construction of recreation, parks and public facilities. This construction market has become specialized and requires special abilities to deliver the latest proven designs and construction techniques.

All of RDC's projects were completed on time and within budget.

### Public Facilities

The time and cost savings associated with Design/Build appeal to city and county governments and our proven track record with Parks and Recreation departments provides a natural segue to designing and constructing public facilities.

Recently, some of our most exciting projects have been in the public sector, including designing and constructing a tensile membrane structure that provides cover for pedestrians at Fort Lauderdale-Hollywood International Airport. Identifiable from the air at night, these curbside canopies have become an architectural signature for the airport.


Other public projects include rifle ranges, clubhouses, pro shops, community centers, storage and maintenance facilities, outdoor amphitheatres and parking facilities.

### Sunset Lakes Municipal Complex City of Miramar


The City of Miramar came to RDC to fast track this project through redesign, permitting and construction. The project had been designed and ready for the standard bid process. The City realized they had a facility designed that didn't fit their present needs for the community. RDC placed under contract their designers and worked with the City staff to redesign the building and fast track their permit process.

The project consists of a 32,000 sq. ft. community center, full court gym, weight room and banquet facilities w/stage. The project also has the site work and utilities for a 24-acre park, included is a open park site for a future police and fire station.

Contract amount: \$6,500,000.00  
Contact: Lowell W. Borges  
Phone number: (954) 967-1610



Sunset Lakes Municipal Complex



### Riverside Park Community Center City of Fort Lauderdale

Riverside Park's public officials and citizens wanted a community center that complemented the character of their quaint community. With that and other public input, RDC designed and built a new 3,600 square foot community center that features an old-Florida style building with hurricane-resistant concrete siding that looks like wood. A large open floor plan and a separate closed-in break room with white French doors that opens out to a large porch on both the front and back adds to the historic feel. The new center is perfect for community meetings, Ladies teas, craft classes, after school and summer camp activities. The park also got new state of the art outside lighting and three chicanes, or S-turns to slow traffic. RDC included in its design new drainage and upgraded the playground to meet ADA requirements. Riverside Park is located at 555 SW 11th Ave in Fort Lauderdale, Florida

Contract amount: \$622,881.00  
Contact name: Alan Gavazzi  
Phone #: (954) 828-5162

### Hallandale Beach Cultural Center City of Hallandale Beach

Hallandale Beach community wanted to renovate its aging Cultural Community Center to accommodate its growing diverse community of young professionals, retirees, seasonal residents and tourists. Commissioners accepted RDC's Design/Build concept and the community now enjoys a newly renovated 13,700 square foot facility that houses programs for visual and performing arts, education, special events and community socials. The building has an auditorium, three multi-purpose activity rooms, new restrooms, dressing rooms and a kitchen that any chef would be proud of. The City's Parks and Recreation Department has relocated its Administrative Office in the Cultural Community Center. Hallandale Beach Cultural Community Center is located at 410 SE 3rd Street in Hallandale, Florida.

Contract amount: \$65,606.00  
Contact: Jeff Neftal  
Phone number: (954) 457-1338



Riverside Park Community Center



Hallandale Beach Cultural Center







**PROJECTS**

**BUILDINGS**

**Broward County Traffic Engineering Facility  
Broward County Purchasing**

The project consists of the design /build of a new maintenance facility 27,000 sq ft one story enclosed. The exterior areas will consists of an exterior storage/service yard; approx. 2,000 sq ft of covered storage and approx 8,000 sq ft of open storage. To include loading docks, areas for storage and parking of trucks and cars. Interior areas will include an area for layout, fabrication and storage of traffic signage and equipment; warehouse storage of bulk materials and administrative offices.

Contract amount: \$3,455,400.00  
Contact: Jack V. Shim, P.E.,  
Phone number: (954) 357-8628



**PROJECTS****BUILDINGS**

### Wellington Community Center First Floor Renovations Village of Wellington

The Village of Wellington change ordered an existing contract with RDC to complete their 1st floor renovations to their newly purchased County club building. The renovations included an elaborate dias and council chamber, restroom renovation, complete overhaul of the mechanical systems and fire alarm. The main challenge was the removal of structural members to allow open viewing during council meeting. All construction was achieved in a forty-five day period.

Contract amount: \$347,000.00  
Contact name: Mr. Gary Clough  
Phone#: (561)791-4000

### Wellington Community Center Ground Floor Renovations Village of Wellington

Through the design-build process, the Village of Wellington once again retained Recreational Design & Construction to complete the final phase of its Community Center. RDC's design team was tasked with turning a space that was originally designed for covered parking into an ultramodern, state-of-the-art community center. The renovation created classroom spaces, banquet facilities as well as rooms to accommodate dances and wrestling matches.

Contract amount: \$882,415.00  
Contact name: Mr. Gary Clough  
Phone#: (561)791-4000

### Coral Springs Rifle Range City of Coral Springs

After an extensive request for proposal process, the City of Coral Springs selected RDC to design/build the improvements and modifications to Coral Springs Firing Range. The modifications include; an overhead baffle containment system, a bullet trap system, a new target turning system, a new range training facility, a public address system, sound control, concrete range divider walls, lighting, water and sewer to site and renovations to the existing range training facility.

Contract amount: \$1,082,165.00  
Contact name: Mr. Art Resnick, Purchasing Agent  
Phone #: (954)344-1172



Wellington Community Center



Wellington Ground Floor Renov.




Wellington First Floor Renov.



Wellington Ground Floor Renov.



Wellington First Floor Renov.




Coral Springs Rifle Range

### Sunrise Tennis Club Park Phase II City of Sunrise


The City of Sunrise negotiated the contract to design/build their new tennis facility utilizing the Broward County Cooperative Purchasing Agreement. The Sunrise Tennis Center Club Park was designed by Sheldon Westervelt, a world renowned tennis facility designer. The facility will have eight (8) Hydro courts (clay courts) and seven (7) Hartru courts (cushioned surface), tournament/ticket entry, bus drop off lane, player restroom, extensive landscaping and paver walkways/promenades.

Contract amount: \$2,092,962.00  
Contact name: Tom Kassawara  
10770 West Oakland  
Sunrise, FL 33351  
Phone#: (954)746-3288



Sunrise Tennis Club Park Phase II





North Community Park


### Design/Build North Community Park City of Coral Springs

The City of Coral Springs selected RDC after an extensive RFP process to design/build the City's last major park, 38 acres contained. The project includes four (4) baseball ball fields, two (2) basketball courts, two (2) club tennis courts, a two story concession/community building, two (2) tournament soccer fields, two (2) out parcel restroom buildings, a large picnic pavilion, complete site and pathway lighting, parking lot and all site amenities to compliment the park.

Contract amount: \$3,414,000.00  
Contact name: Robert W. Glenn, P.E.  
Phone: (954) 344-1165



North Community Park



## Parks and Sports Facilities

Our years of experience have earned us a reputation within the community as the "go to" guys for information. It's not uncommon for us to receive a call from a Parks and Recreation director asking what the proper light level for a ball field is. We're happy to help it strengthens our bond within the community.


Parks and recreation projects we've handled range from paddleball and tennis centers to roller hockey and inline skating rinks to asphalt jogging paths with exercise stations. Playgrounds and parks; volleyball and basketball courts; picnic pavilions, nature paths and boardwalks; ball fields, dugouts and scorekeeper towers.

### Sunrise Athletic Complex City of Sunrise

As a part of its "Neighborhood Renaissance" plan, The City of Sunrise's goal was to rebuild and improve those older parks that haven't received a major overhaul since they were built. The City recently selected RDC to construct new buildings, resurface tennis courts and provide electrical service to two of the City's oldest parks: the Sunrise Athletic Complex and Welleby Park.

The Sunrise Athletic Complex project included the demolition and construction of a new community building, a maintenance building, two restroom buildings, three scoring towers, four tennis courts and ten dugouts. RDC restored the sod at all ball fields, installed playground equipment and new underground electric service to sports fields, and provided roadway improvements, fencing, landscaping and various site amenities.

Contract amount: \$2,480,000.00  
Contact name: Mr. Tom Kassawara, P.E.,  
Director of Planning & Development  
Phone #: (954) 746-3288



Sunrise Athletic Complex





Welleby Park



## Welleby Park

### City of Sunrise

As part of the City of Sunrise's "Neighborhood Renaissance" program, RDC demolished the park's aging facilities, and in their place designed and built a community center, 10 new shaded picnic shelters and an oversized ADA accessible playground.

The state-of-the-art center contains restroom facilities, office space, warehouse facilities and a community room perfect for arts and crafts classes, after-school programs and meetings. The hexagon-shaped picnic shelters range in size from 20' to 40', and four are equipped with gas grills, electricity and water. The shaded, barrier-free playground enables children with disabilities to join in the fun while being protected from harmful UV rays.

RDC wrapped up the project with roadway improvements, fencing, landscaping, irrigation and park furniture.

Contract amount: \$1,475,000.00  
 Contact name: Mr. Tom Kassawara, P.E.,  
 Director of Planning & Development  
 10770 West Oakland  
 Sunrise, FL 33351  
 Phone #:(954) 746-3288

**PROJECTS**

**PARKS**



McNab Road Park

**McNab Road Park  
City of Tamarac**

RDC recently completed the City of Tamarac's McNab Road Park. The park project was a nationwide competitive design RFP, with RDC up against some of the largest design-build contractors in the country. RDC was selected over larger firms based on its reputation for the highest quality work and its ability to adhere to strict budgets and tight time frames.

RDC met with the City's staff for three months defining the scope of work until designs and budgets were compatible.

**Park amenities include:**

- Pre-fabricated restrooms
- Fully accessible playground with sunshade cover
- Four 20-ft. Hex. shelters
- One 36-ft. Hex. shelter
- One fiberglass coated tensile membrane structure/ amphitheater
- Parking lot
- Pathways
- Exercise equipment
- Nature preserve and learning center

Contract amount: \$896,913.00

Contact name: Kathleen S. Margoies, CPRP  
8601 West Commercial, Tamarac, FL 33321

Phone #: (954)724-1288

**Pocket Parks**

**City of Boca Raton**

The City of Boca Raton utilized a "Cooperative Purchasing Agreement" to design/build 6 Pocket Parks within the City. Some parks were simply empty builders lots in established community that were turned into pleasant places to sit on benches and relax. Improvement included playgrounds, fishing docks and bike paths. All were ADA accessible and built to Boca Raton's exacting standard for quality and longevity.

**The projects completed are;**

• Palmetto Dune Park	\$422,336.00
• Golden Fig Pocket Park	\$280,767.00
• Yale Newman Park	\$228,825.00
• NW 11th Ave. Pocket Park	\$ 71,172.00
• NW 12th Ave. Pocket Park West	\$ 45,612.00
• <del>NW 12th Ave. Pocket Park East</del>	<del>\$ 54,388.00</del>

Contract amount: \$1,103,100.00


Contact name: Buddy Parks, CLP  
201 W. Palmetto Park Rd., Boca Raton, FL 33432  
Phone #: (561) 393-7849



Palmetto Dune Park




Golden Fig Park



NW 11th Avenue Pocket Park

**PROJECTS**

**PARKS**



Firefighters Park Phase I and II

**Firefighters Park  
City of Margate**

Recreational Design & Construction was selected by the City of Margate to design/build their 9 acre Firefighters Park which was completed in eight months from notice to proceed to certificate of occupancy. The facilities in this project included this 2,000 square foot community center building, a children's playground, five plexipave tennis courts, two regulation basketball courts, roller hockey rink, 1/2 mile asphalt jogging path with 12 exercise stations, over 100 car parking spaces, outdoor amphitheater and three park pavilions.

Contract amount: \$1,280,596.00  
Change order amount: (-\$89,107)  
Contact: Mr. Len Galoub, City Manager  
5790 Margate Blvd.  
Margate, FL 33063  
Phone number: (954) 972-6454



Firefighters Park Community Center


**Firefighters Park Phase II**

Recreational Design & Construction was selected by the City of Margate to design/build a tournament roller hockey rink, restroom and concession stand additions to the park.

Original contract amount: \$360,000.00  
Contact: Mr. Len Galoub, City Manager  
5790 Margate Blvd.  
Margate, FL 33063  
Phone number: (954)972-6454







Coral Springs Aquatic Center

### Aquatic Facilities

RDC designs, builds and renovates everything from wading pools to themed aquatic complexes to Olympic-size Myrtha pools. Myrtha pools are prefabricated, stainless steel swimming pool systems that represent the very latest in aquatic technology. RDC designed, constructed and installed the first one ever in the United States in Coral Springs, Fla., in 1995.

RDC provides a long list of services to aquatic complexes, including:

- Design and construction of teaching, recreational and competitive swimming pools, complete with decks, full concession and restrooms
- Design and construction of multilevel water play structures
- Emergency refurbishing of pools, dive wells and towers
- Renovations of filter systems, replacements of water carrying lines and facelifts to pump houses and other related structures
- Installation of fully automated EPD filtration systems

### Coral Spring Aquatic Center City of Coral Springs

The City of Coral Springs selected Recreational Design & Construction, Inc. to design and construct their state of the art 25 meter x 25 yard stainless steel "Myrtha" swimming pool at the Coral Springs Aquatic Center. This project was designed and constructed under an extremely tight schedule to accommodate the City's demands and was the first pool of its kind installed in the United States. Recreational Design & Construction was "nicknamed" by the City as the "On time and under budget" design/build company.

Construction amount: \$738,776.00  
Contact name: Mike McGoun, Aquatics Facilities Mgr.


### Coral Spring Aquatic Center Teaching Pool City of Coral Springs

The City of Coral Springs through a design/build competition selected RDC to design and construct their newest addition to their aquatic complex. This state of the art learn-to-swim pool was made possible by a Swim Central Grant from the Broward County "Safe Parks and Land Preservation" bond issue. The learn-to-swim pool is the first Myrtha Ceramic2 pool in Florida and the first in the nation to incorporate "soft walk". The "soft walk" floor allows water aerobic and learn to swim participants a more comfortable surface to play and learn on.

Construction amount: \$326,462.87  
Contact name: Mike McGoun, Aquatics Facilities Mgr.  
Phone #: (954)345-2121



Coral Springs Aquatic Center Teaching Pool



Coral Springs Aquatic Center Teaching Pool

### Plantation Aquatic Complex City of Plantation

Recreational Design & Construction recently constructed a 50 meter by 25 yard teaching pool and interactive water play feature for the City of Plantation at the Central Park Aquatic Complex. This aggressive construction schedule also included the repair and upgrade of the existing 50 meter pool and diving towers as well as bringing the entire complex up to code with A.D.A. access compliance.

Contract amount: \$1,289,887.00

Contact name: Mr. Paul De Bernardo

Phone #: (954)797-2207


### Plantation Pool Repair City of Plantation

The City of Plantation awarded RDC an emergency contract to refurbish their existing 50 meter pool and dive well. The project included the renovation of the filter system to high rate sand, replacement of all water carrying lines and the installation of the Myrtha Pools "RenovAction System". The RenovAction System is a state-of-the-art process to refurbishing old pools. The renovation process includes the "Myrtha stainless steel" gutter and wall panels with a hard PVC surface.


Contract amount: \$859,816.00

Contact name: Mr. Paul DeBernardo


Phone: (954)797-2207






Plantation Aquatic Complex



Plantation Aquatic Complex Pool Repair






### Small and Miscellaneous Projects

#### City of Miramar Parks & Recreation Dept.


Recreational Design & Construction has recently been awarded a multi-year contract with the City of Miramar for the construction/rehabilitation of the City Parks.

#### The projects completed or underway:

- **Fairway Park-** The project includes interior and exterior renovations to the existing building, the refurbishment of the dilapidated paddle ball courts, lighting of the existing tennis court, irrigation repair and additions to the landscaping.  
Contract amount: \$193,374.00
- **Miramar Aquatic Complex-** Recreational Design and Construction was recently awarded a multi-year contract with the City of Miramar for the construction and rehabilitation of the City's parks. The first assignment was to design-build a 25 yards x 25 meters, 8 lanes x 1 meter deep, stainless steel Myrtha Pool at the Miramar Aquatics Complex. The contract also includes constructing a building to house restrooms and equipment, a concession area, an interactive play pool, and modifications to the existing community building in compliance with ADA specifications.  
Contract amount: \$1,254,218.00
- **Miramar Parking Lot-** Design/Build the parking lot located at the corner of S.W. 33 Street & S.W. 62 Ave  
Contract amount: \$97,956.00  
Contact: Lowell M. Borges  
Phone number: (954) 967-1610



Cypress Hammocks Aquatic Center

Cypress Hammocks  
Aquatic CenterCypress Hammocks  
Aquatic Center

### Cypress Hammocks Aquatic Center City of Coral Springs

The City of Coral Springs had an unusually tight construction schedule to permit and construct the Cypress Hammocks Aquatic Center. Working together as a team the City and RDC permitted and completed the project on time allowing the City Manager to slide down the water feature on his birthday. Also, part of the project was the construction of a free standing concession building, a new 2,900 sq. ft. water playground, adding a 56 ft. water slide to the existing pool and another water playground for children under four (4) years of age.

Contact amount: \$295,000.00  
Contact name: Mr. Mike McGoun,  
Aquatics Facilities Manager  
Phone #: (954)345-2121

### Coral Springs Aquatic Center Pool Repair City of Coral Springs



The City of Coral Springs awarded RDC the contract to refurbish their existing 50m competition pool. This made all three (3) pools at the Coral Springs Aquatic Complex, Myrtha Pools.

Contact amount: \$200,000.00  
Contact name: Mr. Mike McGoun,  
Aquatics Facilities Manager  
Phone #: (954)345-2121

### Coral Springs Aquatic Center City of Coral Springs

New Exercise Room addition, new Expanded Meeting Room addition, and new Pro Shop.

Contact amount: \$650,000.00  
Contact name: Angelo Salomone, Purchasing  
Phone#: (954)344-1102



<b>PROJECTS</b>	
	<b>AQUATIC</b>

**C.B. Smith Park Aquatic Complex Renovations  
Paradise Cove Water Playground and  
Supporting Facilities**

Two water-play structures, a Wacky Waterway, two refurbished 400-foot water flumes, concession buildings and restrooms are all part of the new and improved 4.69-acre aquatics complex at C.B. Smith Park.

The water-play area that can entertain up to 115 little squirts, 5 and under, has two slides and features a 300-gallon tipping coconut that splashes over a roof into the play pool.

For those 5 and up, there is a 286-capacity activity pool complete with a 600-gallon tipping bucket and five slides.

A 484-foot Wacky Waterway, accommodating up to 162 people, is awash with New Braunsels General Store International interactive features, including one that enables bystanders to soak those floating down the lazy river.

This \$6.5 million Design-Build water-park revamp went from contract award to completion in just 26 weeks. RDC was on the job 24/7 with as many as 110 workers daily. The project, which involved nine separate permits, was completed within budget, on time and with no change orders.

Contract amount: \$6,350,000.00  
Contact name: William Kristen  
1 North University Drive, 401-B  
Plantation, FL 33324  
Phone: (954) 577-4637



**T.Y. Park/Castaway Island**  
 Broward County Parks and Recreation Div.  
 Recreational Design and Construction and its team of designers developed and built Castaway Island Water Playground at Topeekegee Yugnee Park in Hollywood, Florida. This large Caribbean theme water aquatic complex features two wading pools with NBGS, International water play structures. The first pool was designed for all age levels, it holds an interactive playground with multiple levels and features six slides, a rain curtain, five water cannons and two palm trees with water-filled coconuts that tip over to drench people below. Castaway Island has a capacity of 331 people with 11,802 sq. ft. of pool area.

The second pool features are geared more to children ages 3 and younger and includes a variety of water play animals. It has water squirting frogs, fish and ducks and a beached boat slide.

The facility also includes a ticket entry way, concession building, restrooms and a 15,000 square foot deck surrounding the two pools with five 20-foot-diameter umbrellas, 32 chairs and 175 lounges.

Contract amount: \$1,700,000.00  
 Contact name: Mr. Richard Voss  
 1 North University Drive, Bldg. B  
 Plantation, FL 33324  
 Phone: (954)577-4633







### Jacob's Aquatic Center of Key Largo Upper Keys

The Jacob's Aquatic Center located in Key Largo, Florida was originally proposed in 1997 to the community, Mrs. Jacob generously donated \$3,000,000.00 to make the project a reality.

The project consists of a restroom/concession equipment building designed to the local vinactular, a 25m x 25y competition pool with attached dive well, a 2,800 sq ft water play containing both N.G.B.S. play equipment and Compac filtration play structure and a 20x40' learn to swim pool. Both competition and learn to swim pools are the stainless steel Myrtha Pool System.


Contract amount: \$2,753,000.00  
Contact name: Mr. Tim Bricker  
Phone #: (305)451-1481



**Wellington Aquatic Complex  
Village of Wellington**

The Village of Wellington negotiated the design/build contract for the renovation of the Wellington Aquatic Complex. The project includes the existing 50m pool will be completely renovated utilizing the Myrtha RenovAction System, the filtration and chemical controllers were also replaced, ADA improvements to the existing restroom facility, minor facelift to the pumphouse and restroom buildings. This contract also provided for the design and future construction of a water playground & water slide.

Contract amount: \$1,280,728.00  
Contact name: Mr. Gary Clough  
Phone#: (561) 791-4000





**PROJECTS**

**AQUATIC**


**Croissant Park Aquatic Facility  
Lauderdale Manors Aquatic Facility  
City of Fort Lauderdale**

The City of Fort Lauderdale advertised their RFP for design/build services of both Croissant Park and Lauderdale Manors Aquatic Facilities.


The City of Fort Lauderdale awarded the renovation of the Lauderdale Manors Park Aquatic Facility to RDC because of their specialized experience with aquatic facilities.

Since Lauderdale Manors Park is built on School Board property, the City of Fort Lauderdale and the School Board share the facility. The park contains a 75 ft. x 45 ft. community pool and serves as a backup for lap swimming for the heavily used International Swimming Hall of Fame complex. The interactive water play pool is the most popular feature on-site. An additional restroom and changing facility as well as a second lifeguard office were added to the existing community building to accommodate the increased usage. The new water feature provides an accessible recreational area for the enjoyment of the entire community.


Contract amount: \$3,085,000.00  
Contact name: Alan Gavazzi  
Phone #: (954) 828-5162




Lauderdale Manors Park Aquatic Facility



Lauderdale Manors Park Aquatic Facility





Croissant Park Aquatic Facility

**Croissant Park Aquatic Facility  
Lauderdale Manors Aquatic Facility  
City of Fort Lauderdale**

The City of Fort Lauderdale advertised their RFP for design/build services of both Croissant Park and Lauderdale Manors Aquatic Facilities.

The City of Fort Lauderdale awarded RDC a Design-Build contract to construct a new aquatic facility on the Croissant Park School grounds. The School Board and the City of Fort Lauderdale agreed to share the new facility, thereby creating a community pool, an interactive water play pool for families and a 7,500-sq.-ft. community center, complete with kitchen, park office, open play area/ meeting rooms, restrooms and changing areas. All areas of the Croissant Park Aquatic Facility meet ADA requirements, including its zero-entry ramp, which enables wheelchair-bound swimmers to roll right into the water. The facility continues to make a big splash in the community.

Contract amount: \$3,085,000.00  
Contact name: Alan Gavazzi  
Phone #: (954) 828-5162





**RECREATIONAL DESIGN & CONSTRUCTION, INC.**  
3990 North Powerline Road, Fort Lauderdale, Florida 33309  
(954) 566-3885 • Fax (954) 566-3335  
Email: sales@recreationaldesign.com

**RECREATIONAL DESIGN & CONSTRUCTION, INC.**  
**SDBE AFFIRMATIVE ACTION PLAN**

**POLICY STATEMENT**

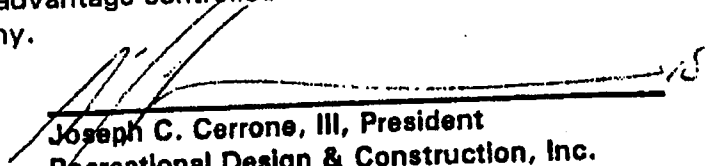
It is the policy of Recreational Design & Construction, Inc. that disadvantage businesses, as defined by 49 CFR Part 26, Subpart D and implemented by the Division of Equal Employment and Small Business Opportunity shall have the opportunity to participate as subcontractors and suppliers on all contracts awarded by the City.

The requirements of 49 CFR Part 26, Subpart D shall apply to all contracts entered into between The City and Recreational Design & Construction, Inc.. Subcontractors and/or suppliers to Recreational Design & Construction, Inc. will also be bound by the requirements of 49 CFR Part 26, Subpart D.

Recreational Design & Construction, Inc., and its subcontractors, shall take all necessary and reasonable steps in accordance with 49 CFR Part 26, Subpart D to ensure that disadvantaged businesses have the opportunity to complete and perform work contracted with the City.

Recreational Design & Construction, Inc., and its subcontractors shall not discriminate on the basis of race, color, religion, national origin, disability, sex, or age in the administration of contracts with the City.

Recreational Design & Construction, Inc. has designated and appointed a Liaison Officer to develop, maintain and monitor the SDBEAA Program Plan implementation. The Liaison Officer will be responsible for disseminating this policy statement throughout Recreational Design & Construction, Inc. and to disadvantage controlled business. The statement is posted on notice boards of the company.

  
\_\_\_\_\_  
Joseph C. Cerrone, III, President  
Recreational Design & Construction, Inc.  
3990 North Powerline Road  
Fort Lauderdale, Florida 33309

  
\_\_\_\_\_  
Date

**I. DESIGNATION OF LIAISON OFFICER**

Recreational Design & Construction, Inc. will aggressively recruit disadvantaged businesses as subcontractors and suppliers for all contracts with the City. The Company has appointed a Liaison Officer to develop and maintain this SDBEAA Program Plan in accordance with the requirements of 49 CFR Part 26.25.

The Liaison Officer will have primary responsibility for developing, maintaining and monitoring the Company's utilization of disadvantage subcontractors in addition to the following specific duties.

1. The Liaison Officer shall aggressively solicit bids from disadvantage business subcontractors for all City Contracts.
2. The Liaison Officer will submit all records, reports, and documents required by the City and shall maintain such records for a period of not less than three years, or as directed by any specific contractual requirements of the City.

The following individual has been designated Liaison Officer with responsibility for implementing the Company's affirmative action program in accordance with the requirements for the City.

**Joseph C. Cerrone, III**  
Recreational Design & Construction, Inc.  
3990 North Powerline Road  
Fort Lauderdale, Florida 33309  
(954) 566-3885

**II. SDBEAA PROGRAM METHODS**

In order to formulate a realistic SDBEAA Program Plan, Recreational Design & Construction, Inc. has identified the following known barriers to participation by disadvantaged subcontractors, before describing its proposed affirmative action methods:

1. Lack of qualified disadvantaged subcontractors in our specific geographical areas of work.
2. Lack of certified disadvantage subcontractors who seek to perform City work.
3. Lack of interest in performing on City Contracts.
4. ~~Lack of response when requesting to bid.~~
5. Limited knowledge of City plans and specification to prepare a responsible bid.

In view of the barriers to disadvantaged businesses stated above, it shall be the policy of Recreational Design & Construction, Inc. to provide opportunity by utilizing the following SDBEAA Program methods to ensure participation of the contracts with the City. Recreational Design & Construction, Inc. will:

1. Provide written notice to all certified SDBE subcontractors in the geographical area where the work is to be subcontracted by the Company.
2. Advertise in minority focused media concerning subcontract opportunities with the Company.
3. Select portions of the work to be performed by SDBEs in order to increase the likelihood of meeting contract goals (including, where appropriate, breaking down contracts into economically feasible units to facilitate SDBE participation).
4. Provide adequate information about the plans, specifications, and requirements of the contract, not rejecting subcontractors without sound reasons based on a thorough investigation of their capabilities.
5. Waive requirements of performance bonds where it is practical to do so.
6. Attend pre-bid meetings held by the City to appraise disadvantaged subcontractors of opportunities with the Company.
7. Follow-up on initial solicitations of interest to SDBE subcontractors to determine with certainty whether the SDBE company is interested in the subcontract opportunity.

Recreational Design & Construction, Inc. understands that this list of SDBEAA Program methods is not exhaustive and will include additional approaches after having established familiarity with the disadvantage subcontracting community and/or determined the stated approaches to be ineffective.

### III. IMPLEMENTATION

On contracts with specific SDBEAA goals, Recreational Design & Construction, Inc. will make every effort to meet contract goals as stated by utilizing its SDBEAA Program methods. On project with no specific goals, the Company will, as an expression of good faith, seek to utilize SDBE subcontractors where work is to be subcontracted.

### IV. REPORTING

Recreational Design & Construction, Inc., shall keep and maintain such records as are necessary to determine the Company's compliance with its SDBEAA Program Plan.

The company will design its record-keeping system to indicate:

1. The number of SDBE subcontractors and suppliers used by the Company, identify the items of work, materials and services provided.

The efforts and progress being made in obtaining SDBE subcontractors

3. Documentation of all contracts, to include corresponding, telephone calls, newspaper advertisement, etc. to obtain SDBE participation on all City projects.
4. The Company shall comply with the City's requirements regarding payments to subcontractors including SDBE for each (estimate period) in which the companies have worked.

**V. SDBE DIRECTORY**

**Recreational Design & Construction, Inc. will utilize the SDBE Directory published by the County.**

C:\My Documents\DBE Affirmative Action Plan.wpd

## Firm Profile

Founded in 1988, Corzo Castella Carballo Thompson Salman, P.A. (C3TS) is a full-service, multi-disciplined Architectural and Engineering firm with offices in Coral Gables, Ft. Lauderdale and Boca Raton, Florida.

The firm was created out of the desire to better serve our clients and derive the professional satisfaction from being able to more effectively control all aspects of a project. Whether the project is building a road or bridge, all of the divisions work together to make the final project the best it can be.

With in-house teams including; architecture, civil, roadway, structural, traffic and transportation design and planning, in addition to construction engineering inspections, C3TS caters to large institutional and governmental clients who need the integrated, innovative solutions C3TS provides. With over 110 combined year of experience among the principals, our clients have come to value our unique combination of integrated disciplines and commitment to excellence. The firm's staff has extensive experience in the planning, design and implementation of large-scale projects throughout Florida and the Southeastern United States.

C3TS' experience includes projects and services as diverse as commercial office towers, retail centers, citywide planning, acquisition of grant monies, award-winning highway and bridge design, historic preservation, educational campus design and school facilities, all types of public buildings and facilities, airport and seaport facilities. In addition, our municipal experience includes over 100 parks and recreational facilities, utilities, comprehensive master plan reviews, traffic operations studies, and citywide infrastructures. Although working primarily in the Southeastern United States, the firm's experience is not limited to the US market. C3TS has expanded into the international market with projects in the Caribbean and Middle East. Among these projects are a design-build project for the United States Army Corps of Engineers in Riyadh, Saudi Arabia as well as projects in Puerto Rico and St. Maarten, N.A.

C3TS's success is based on both the hands-on approach taken by the principles and associates together with the integration of it's disciplines in the delivery of successful solutions. In addition, all projects are subjected to a rigorous in-house Quality Assurance / Quality Control Program which spans the life of the project. It is this constant attention to client and project needs which has resulted in C3TS' proven track record of consistent on-time and within-budget project delivery.

Our philosophy is to create and maintain a professional and attentive relationship with our clients, focusing equally on their needs as on their project's solutions. C3TS is committed to excellence in providing professional design services resulting in complete solutions for our clients. This results in over 90% of our workload coming from existing and past clients.

### Principals

Jorge E. Corzo, P.E.  
Ramon Castella, P.E.  
Robert T. Carballo, P.E.  
LeRoy E. Thompson, Ph.D., P.E.  
Javier F. Salman, AIA

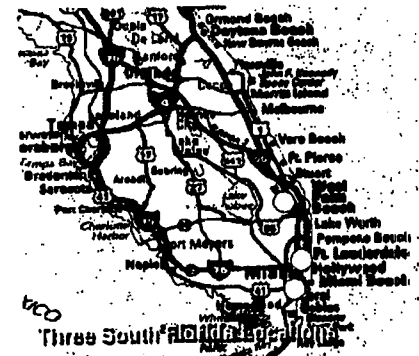


### Principal Associates

Terrance N. Glunt, PE  
Carlos M. Herdocia, PE  
Jeffrey S. Crews, PE  
Walfredo J. Pevida, Jr., PE

### Associates

George H. Hohmann, AIA  
Silvia M. Beltre, PE  
Rodrigo O. Rodriguez, PE  
Santiago Aranegui, PE  
Elizabeth T. Fernandez  
William K. Francis, PE  
Daniel Grandal, PE  
Diana Sudasassi Bilbao, PE  
Michael P. Whelan, PE



CORZO CASTELLA CARBALLO THOMPSON SALMAN, P.A.  
Architects • Engineers • Planners



## MUNICIPAL ENGINEERING SERVICES

Sewers & Pump Stations  
Drainage & Stormwater Management  
Strategic Planning & Budgeting  
Utility Rate Studies  
Grant & SRF Loan Applications  
Comprehensive Plan Amendments  
Land Development Codes  
City Mapping  
Utility Design, Studies & Atlases  
Parking Facility Utilization Studies

## HIGHWAY ENGINEERING

Arterial, Collector & Local Roads  
Signalization Plans  
Traffic Engineering Studies  
Hydrology & Hydraulics Studies

## STRUCTURAL ENGINEERING

Bridge Design  
Forensic Engineering  
Building Structures  
Industrial Structures  
Rehabilitation of Structures

## ARCHITECTURAL DESIGN

Aviation Facilities & Master Planning  
FIS Airport Facilities  
Educational Facilities  
Governmental Facilities  
Parks & Recreational Facilities  
Space Planning & Interior Design  
Historical Preservation

## COASTAL ENGINEERING

Public & Private Marinas  
Bulkhead & Seawall Rehabilitation  
Beach Reconstruction

## SITE DEVELOPMENT

Economic Feasibility Studies  
Facility & Land Planning  
Water Management Studies  
Water Distribution Systems  
Pump Station Designs

## PROJECT & CONSTRUCTION SERVICES

Highway & Bridge - C.E.I.  
Threshold Building Inspections  
Value Engineering  
Design/Build Engineering Services

## ENVIRONMENTAL ENGINEERING

Water Treatment Facilities  
Septic Systems & Disposal  
Environmental Permitting  
Mitigation Studies & Plans

## MECHANICAL/ELECTRICAL ENGINEERING

Mechanical Engineering  
Electrical Engineering

Water Supply Systems & Distribution  
Five Year Capital Improvement Plans  
Funding Program Consultation  
Municipal Facility Designs  
Annexation Procedures & Studies  
Evaluation & Appraisal Reports  
Zoning & Redevelopment Studies  
Plan Review Services  
Recreational Facilities & Lighting

Pavement Markings & Signing Plans  
Street Lighting Plans  
Route Selection & Corridor Studies  
PD&E Studies

Bridge Maintenance & Inspection  
Bridge Rehabilitation  
Foundation Design  
Waterfront Structures

Commercial & Retail Facilities  
Seaport Facilities & Terminals  
Industrial Facilities  
Feasibility Studies  
Urban & Master Planning  
ADA Compliance Studies  
Contract Administration & Purchasing

Wind & Wave Studies  
Ship Repair & Storage Facilities  
Erosion Control


Environmental Permitting  
Grading, Paving & Drainage Design  
Canal & Retention Basin Design  
Wastewater Collection Systems  
Regional Impact Statements (D.R.I.)

Land Development Construction  
Materials Testing  
Constructability Reviews  
Geotechnical Engineering


Waste Treatment Facilities  
Solid Waste Incinerators & Landfills  
Site Assessments & Remediation Plans  
Stormwater Pollution Prevention Plans

Plumbing Engineering  
Fire Protection Engineering

## Corporate Services



Firefighters Park - Miramar, Florida



N.W. 72 Avenue - Miami, Florida



Cisco Corporate Services - Miami, Florida



Grandon Park Marina - Coral Gables, Florida

G-006-A







## Governmental Clients


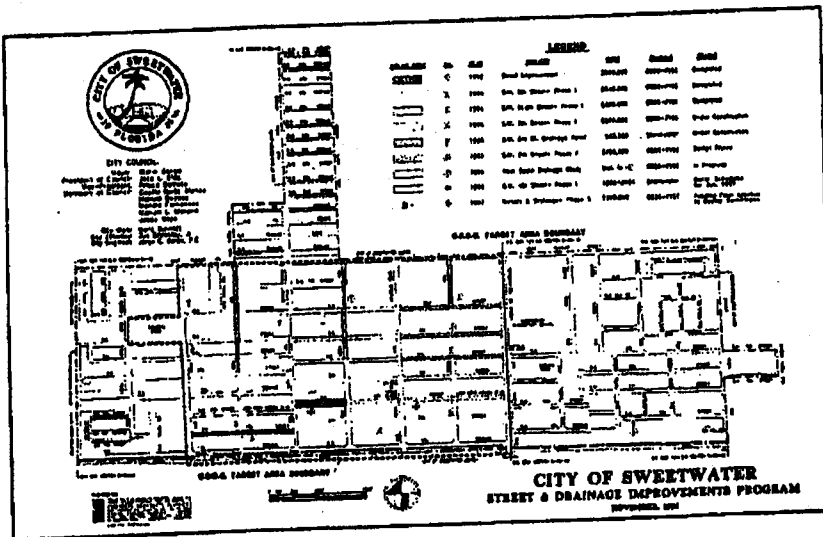
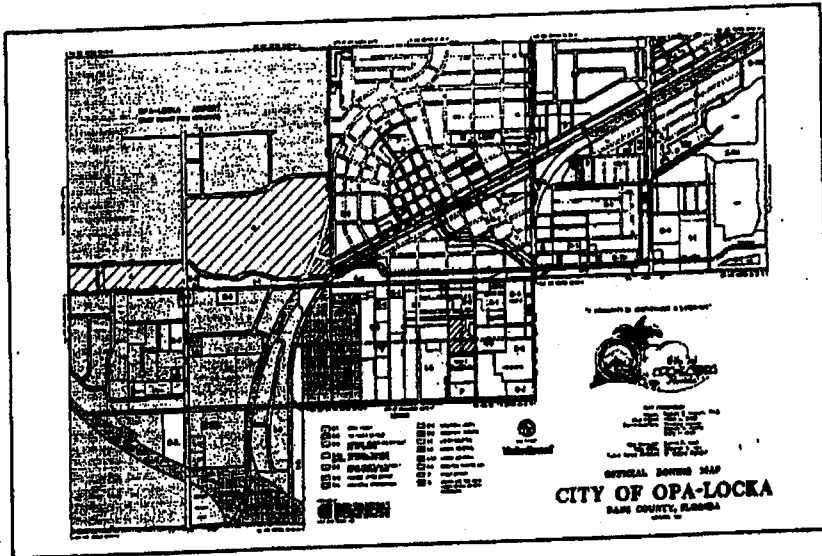
**Municipal Clients**  
 City of Coconut Creek  
 City of Coral Gables  
 City of Coral Springs  
 City of Ft. Lauderdale  
 City of Hialeah  
 City of Hialeah Gardens  
 City of Lauderhill  
 City of Margate  
 City of Miami  
 City of Miami Beach  
 City of North Miami  
 City of North Miami Beach  
 City of Opa-locka  
 City of Palm Beach Gardens  
 City of Panama City  
 City of Pembroke Pines  
 City of Plantation  
 City of South Miami  
 City of West Miami  
 Town of Bay Harbor Islands  
 Town of Davie  
 Town of Medley  
 Village of El Portal  
 Village of Key Biscayne

**County Clients**  
 Broward County Aviation Department  
 Broward County Parks & Recreation  
 Miami-Dade Aviation Department  
 Miami-Dade Parks & Recreation  
 Miami-Dade Public Health Trust  
 Miami-Dade Public School Board  
 Miami-Dade Public Works  
 Palm Beach County  
 Palm Beach County School Board  
 St. Lucie County

**State Clients**  
 Florida Atlantic University  
 Florida Department of Agriculture  
 Florida Department of Highway  
 Safety and Motor Vehicles  
 Florida Department of Management  
 Services  
 Florida Department of Transportation  
 District I (Bartow)  
 District II (Lake City)  
 District III (Chipley)  
 District IV (Ft. Lauderdale)  
 District V (DeLand)  
 District VI (Miami)  
 District VII (Tampa)  
 Florida Highway Patrol  
 Florida International University



# Municipal A/E Services



**Description**  
Municipalities have always formed the core of C3TS' client base. We have long-standing, ongoing relationships with various cities throughout Florida in providing both architectural and engineering services. Some of these include the City of Coral Gables, Hialeah, South Miami, North Miami Beach, Opa-locka, Sweetwater and the Town of Medley. Furthermore, we have participated on design-build projects for the City of Margate, Ft. Lauderdale, Davie, Miramar, Coconut Creek, Pompano Beach, Lauderdale, Sunrise, Palm Beach Gardens and Hallandale. Our experience with these cities has included services as diverse as citywide planning, acquisition of grant monies, preparation of roof plans and specifications for city buildings, comprehensive master plan reviews, renovations and expansions to city parks and recreational facilities, traffic operation studies, urban roadway design and improvements, street ~~crossings and landscape design.~~







TY Park Castaway Island - Hollywood, Florida

## Design / Build


Parks & Recreation



Firefighters Park - Margate, Florida



Shenandoah Park - Davie, Florida



Lakeside Park - Coconut Creek, Florida


### Description

C3TS has had vast experience as the lead designers on a multitude of Design/Build parks and recreation projects throughout South Florida. This project experience encompasses master plan design and construction management for various active and passive parks, including baseball fields, basketball and tennis courts, in-line skating and roller hockey rinks, tot lots, community centers, concession buildings, parking lots, utilities and drainage, among others. Specific projects include Lakeside Park (City of Coconut Creek), Shenandoah Park (Town of Davie), TY Park Castaway Island (Broward County Parks & Recreation) and Firefighters Park (City of Margate).

## Parks and Recreation




Firefighters Park - Margate, Florida



Sunrise Park - Coral Gables, Florida



Floyd Hull Park - Ft. Lauderdale, Florida




Ingram Park - Opa-locka, Florida



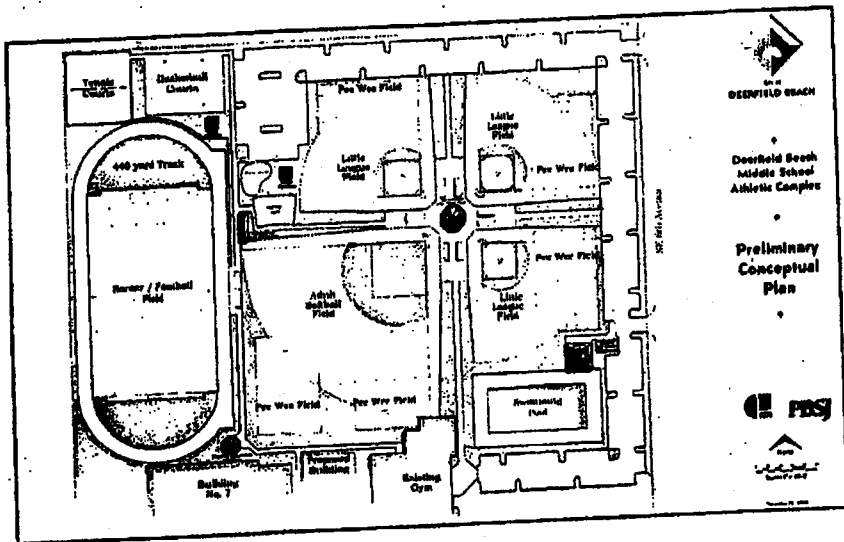
Recreation Community Center - Spring Hill, Florida

### Description

C3TS' design staff has extensive experience on a multitude of Parks and Recreation projects. Such experience includes master plan preparation for the rehabilitation of various parks, among them Ingram and Segal Parks (City of Opa-locka). We also have thorough experience on design-build teams for parks projects, such as the Recreational Center (City of Coconut Creek), Floyd Hull Park (City of Ft. Lauderdale), Sunrise Park (City of Coral Gables) and Firefighters Park (City of Margate). In total, C3TS has designed over fifty parks and recreational facilities. These projects have included the design of pools, waterplay theme parks, baseball fields, fencing, concession areas, community centers, bathroom facilities, utilities, picnic shelters, tennis, volleyball and basketball courts, in-line skating rinks, jogging trails, landscaping, tot lots and exercise stations.

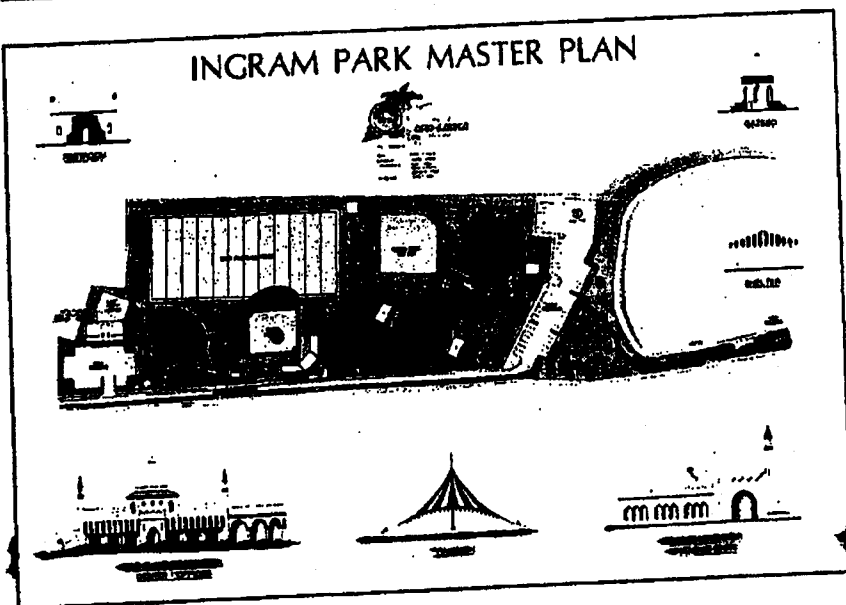


## Master Planning Parks & Recreation



### Description


The firm has in-depth experience in the design of master plans for parks & recreational facilities. Specific experience includes Ingram Park for the City of Opa-locka. This master plan encompassed such amenities as a new building, baseball and football fields and basketball courts. Another project includes the master plan for Segal Park, also for the City of Opa-locka. The amenities included a new community center, bathroom facilities, picnic shelters, tot lots and landscaping. The City of Deerfield Beach hired C3TS for the master plan of their Middle School Athletic Complex, with concession areas, press boxes, various fields and courts, playgrounds, picnic shelters, and a swimming pool. The firm also provided the North Community Park master planning for the City of Coral Springs. This 36-acre recreational complex includes a clubhouse, various fields and courts, pavilions, and tot lots.



## Aquatic Facilities



Aquatic Center - Plantation, Florida



Aquatic Center - Plantation, Florida

### Description

One of the most complex and specialized design features in any recreational facility is that of a pool or water theme play area. Our firm's architectural and engineering design staff has had in-depth, extensive experience in this type of project, having participated on several occasions as the lead designers in Design/Build teams. Relevant project experience includes the Plantation Aquatic Center, for which designed a competition pool and zero depth play area and also the Coral Springs Aquatic Center. Further experience includes the design and construction management of T. Y. Park Castaway Island, an interactive waterplay theme park including utilities, drainage and concession areas. In addition, C3TS performed an investigation of waterproofing and structural issues for the rooftop pool and chemical containment structure at Miami International Airport's

www.c3ts.com



PR-015-A





Myrtha competition pool

## Aquatic Center

Plantation, Florida

### Description

One of the most complex and specialized design features in any recreational facility is that of a pool or water theme play area. As the prime consultant for the Plantation Aquatic Center expansion program, C3TS prepared the master plan, site work plans and the pool and hydro-play plans for the City of Plantation. The construction cost was \$1,000,000 and included a 25 yard by 50 meter Myrtha competition pool, a Gadgets and Gizmos zero depth hydro-play area, a new bath house, pump room, in-ground electric pool heaters, maintenance road, drainage and underground utilities and site lighting. Included in the project were provisions to allow the existing pool to remain functional during construction. C3TS is acutely aware of the special considerations required for permitting of pool projects with both state and county agencies. This project, located within a protected well field area, had complex permit requirements for the pool, hydro-play area, bath house structure and site work.



Pool and zero depth hydro play area

PR-009-A



# Quiet Waters Park


Deerfield Beach, Florida



Tot lot



Campground area



## Description

The firm's engineering and architectural design staff has had extensive, thorough experience as the lead designers in various Design/Build parks and recreation projects throughout South Florida. Some of this experience includes the design of Quiet Waters Park in Deerfield Beach. C3TS was commissioned by the Broward County Parks & Recreation Department to provide the design portion and construction management services for this park, including an active playground, campground area and tot lot. In addition, our staff designers were required to place particular emphasis on the ADA accessibility requirements for this park project. The total construction cost for this project was \$150,000.

PRONGA

ADA accessibility

CORZO CASTELLA CARBALLO THOMPSON SALMAN, P.A.  
Architects • Engineers • Planners







While under construction

# T.Y. Park Castaway Island

Hollywood, Florida



pp-0114-A

**Description**  
 C3TS' architectural and engineering design staff has had in-depth, extensive experience as the lead designers on a multitude of Design/Build parks and recreation projects throughout the South Florida area. Such experience includes the design of T.Y. Park Castaway Island for the Broward County Parks & Recreation Department. This project included the design and construction management services for an interactive waterplay theme park which included utilities, drainage and concession areas. The construction cost for this project was \$1,600,000.



Municipalities have always formed a core of C3TS' client base. In addition to providing these municipalities with both engineering and architecture services, we also create, review, and update the documents that steer them into the future. These include Stormwater Master Plans, Land Development Codes, Comprehensive Master Plans, and award-winning Five-Year Capital Improvement Plans.

Along with these services, C3TS has helped many of these cities to obtain millions of dollars in county, state, federal, and private grant funds so that their projects can, in effect, pay for themselves.

C3TS has successfully prepared grant proposals for projects ranging from the fairly uncomplicated, such as a one-time gift to repair the leaky roof of a senior citizens' center, to the expansive, such as multi-year funding for citywide street and drainage improvements. We also have obtained funds to demolish unsafe structures and have produced State Revolving Loan Fund applications, generating the financing needed to improve wastewater systems and to correct infiltration/inflow problems.

Our involvement with parks and recreation funding has been especially successful. We have prepared grant proposals to acquire land for the creation of public parks, to build recreational facilities, and to obtain landscaping and playground equipment.

Our staff keeps in close contact with dozens of agencies to stay informed of the latest grants available for a myriad of needs. No matter the size or scope of the project, we provide detailed assistance at every step of the process, from seeking out potential funding sources and preparing the proposal documents, all the way through preparing the final administrative reports once the project is complete.


Successful grant or loan applications prepared by our staff include:

- Empowerment Zone Application
- Safe Neighborhood Parks Grant
- Safe Neighborhood Parks Challenge Grant
- Florida Recreational Development Assistance Program Grant
- Land & Water Conservation Fund
- Community Development Block Grant
- High-Intensity Drug Trafficking Agency Crime Reduction Grant
- Miami-Dade County Human Services/Community-Based Organizations Grant
- Department of Community Affairs Contingency Fund Grant
- Local Law Enforcement Block Grant
- 5% Local Government Share Community Services Block Grant
- STOP Violence against Women Grant
- Jenkins Foundation Grant
- Do Right Foundation Grant
- State Revolving Loan Fund Application

## Grant Services



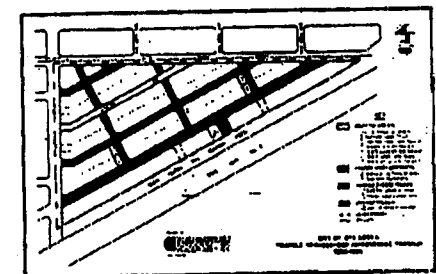
Sunrise Park - Coral Gables, Florida




Street Improvements - Opa-Locka, Florida




James A. Buckley Linear Park - Sweetwater, Florida






Aerial View




Wrestling Room



Aerobic Room

# Village of Wellington Aquatic Center, Tennis Center, Council Chambers & Community Center Wellington, Florida







Council Chambers

## Description

C3TS has provided the Village of Wellington design services for four separate design/build projects in a three year period of time. The pool was completely renovated using the Myrtha System. Separate projects renovated the upper and lower levels of the existing building into village council chambers and community center facilities. The lower level contains wrestling & aerobic rooms as well as six meeting rooms of various seating capacity. Restroom facilities were updated to meet ADA requirements and a kitchen was installed.

PR-023 A

**Miramar  
Aquatic Center**  
Miramar, Florida



**Description**

C3TS provided architectural and engineering services for the design/build project to construct the Miramar Aquatic Center. The facility has both a play pool for kiddies and a Myrtha swimming pool for teaching and competition. The building contains ADA accessible toilet facilities, snack bar, offices and




PR-028 A



## Phillips Park

Coral Gables, Florida



### Description

Phillips Park is on a 3.0 acre site in the middle of a residential neighborhood in the City of Coral Gables. C3TS was commissioned by the City to rehabilitate the existing park and design a new entrance feature, as well as a new 900 square foot picnic shelter, restroom facility, tot lot and dugout shelters for the new baseball field. A new basket ball court was also incorporated in the site as well as a jogging path around the park and the tennis courts were resurfaced. The new entrance feature provides a low wall the serves as a seating area with tube steel post that vary in size creating a playful curved element facing the new tot lot, the gates are self closing and provide security for the young children playing inside the park. The ~~construction cost for this project~~ was \$380,000.00.



PH001-A



## Pierce Park

Coral Gables Florida



### Description:

In an effort to recognize the City of Coral Gable's vision to provide the children of its community with playgrounds and recreation facilities, C3TS was retained to provide A/E Services for the renovation of Pierce Park. To meet the needs of the community, the design of the unique triangular shape park promotes unity by providing multiple spaces for congregating and open play fields. The main entrance feature to the site incorporates a vernacular style pavilion which reflects the architectural context of the surrounding neighborhood. As you progress into the site, open green spaces along with pools of sand fill playgrounds in geometric shapes unfold around a grand oak tree located at the ~~front of the site.~~





CORZO  
CASTELLA  
CARRALHO  
THOMPSON  
SALZMAN

JEFFREY S. CREWS, PE  
Principal Associate / Senior Project Manager

## EXPERIENCE

Mr. Crews brings over fifteen years of expertise in structural and civil engineering to the C3TS Team. His Building experience includes the design of multi-story housing, commercial complexes, agricultural facilities, concrete products industrial facilities, and the structural evaluation of parking garage facilities. Mr. Crews's civil experience includes the preparation of utility relocation plans, drainage analysis, development of traffic controls, and stormwater pollution and prevention plans. Mr. Crews also has extensive construction inspection and administration experience in all types of building structures. His most recent relevant work experience includes:

- **Croissant Park Aquatic Center, Fort Lauderdale, Florida** - Project Manager and Lead Designer on the site development for a new aquatic facility. The project involved paving, grading, drainage, utilities and geometry for site which was located on school board property. Utilities included the design and permitting of a small lift station and force main for sanitary purposes.
- **Lauderdale Manors Aquatic Center, Fort Lauderdale, Florida** - Project Manager and Lead Designer on the site development for a new aquatic facility. The project involved paving, grading, drainage, utilities and geometry. Utilities included the design and permitting of a small lift station and force main for sanitary purposes.
- **Miramar Aquatic Center, Miramar Florida** - Project Manager on the site development for a new aquatic facility. The project involved paving, grading, drainage, utilities and geometry for site.
- **Vincent Torres Park, Lauderdale Lakes, Florida** - Project Manager and Lead Designer on the reconfiguring of an existing park to provide a loop road and dropoff facilities for an adjacent elementary school. Services included provisions for a pedestrian bridge and covered walkway structures. Site engineering included paving grading and drainage with extensive permitting through SFWMD.
- **Plantation Heritage Park, Broward County, Florida** - Project Manager and Lead Designer on the replacement of numerous facilities within Plantation Heritage Park for the purposes of ADA compliance. The project involved site placement, drainage, utilities, paving and grading for four restrooms and 6 shelters throughout the park. The project also included the replacement of three separate lift stations servicing portions of the park.
- **ADA Facility Improvements, Broward County, Florida** - Project Manager and Lead Designer on the replacement of numerous facilities within Broward County Parks for the purposes of ADA compliance. The project involved site placement, drainage, utilities, paving and grading for various restrooms and shelters throughout Broward County. Series of projects included structures at Tradewinds Park, Oswald Park and Delevoe Park.
- **Coral Springs Gun Range, Coral Springs, Florida** - Project Manager and Lead Designer on the development for a new gun range for the Coral Springs Gun Range. Site engineering services included drainage and permitting of an outfall through the Sunshine Drainage District. Utilities required the extension of 830 LF of gravity sewer and 270 LF of water main. Services also included structural design and inspection for a 20,000 SF enclosed pistol range.
- **City Of Coral Springs Public Works Department** - Assistance with various issues under a Miscellaneous Engineering Contract. Services have included installations for overhead lighting and lighted street signing.
- **Broward County Traffic Engineering Facility, Fort Lauderdale, Florida** - Project Manager and Lead Designer on the site development for a new maintenance facility for the Broward County Traffic Department. The project involved paving, grading, drainage, utilities and geometry for a 4 acre site. Project included phased construction, muck removal and the culvert bypass and filling of an existing canal.

## EDUCATION

Bachelor of Science  
In Civil Engineering,  
Cum Laude,  
University of Miami,  
1988.

## PROFESSIONAL REGISTRATION

Florida Professional  
Engineer License No.  
46575

Certified Masonry  
Inspector, No: SMI-74

FICE / FDOT LRFD  
Seminar Training

- **Lauderdale Lakes Community Center, Lauderdale Lakes, Florida** - Project Manager and Lead Designer on the development for a new Community Center within an existing park. Site engineering services included paving, grading, drainage within a very constrained site. Utilities required the extension of 255 LF of gravity sewer and 150 LF of water main.
- **FAU Chiller Plant, Florida Atlantic University, Florida** - Senior Project Engineer on the development of a new remote chiller plant on the main FAU campus. Site engineering services included paving, grading, drainage and permitting. Utilities required the extension of a water main and the installation of a small lift station and force main.
- **Fern Forest Nature Center, Broward County, Florida** - Project Manager and Lead Designer on the rehabilitation of the existing structure. The project involved replacing the existing pressure treated decking with recycled reinforced plastic lumber.
- **Curbside Canopies at Fort Lauderdale Airport, Fort Lauderdale, Florida** - Project Manager and Lead Structural Designer for this project to build tension fabric structures to cover pedestrian dropoff areas at the Fort Lauderdale Airport. The canopy was supported on the existing bridge girder structure of the departure level dropoff ramps. Services included coordinating with the manufacturer, designing of all attachment points, verifying the existing structure capacity and providing carbon fiber strengthening to the existing structure.





**TERRANCE N. GLUNT, PE**

*Principal Associate / Director of Construction Services*

## **EXPERIENCE**

Mr. Glunt has over twenty-five years of experience in construction, design and Construction Engineer Inspection (CEI). This experience has included minor, major and complex highway and bridge projects. He has significant experience in construction 3R projects and construction reviews.

- **Miramar Aquatic Complex, Miramar, Florida** - Principal in Charge for the Design/Build of a new aquatic facility, which includes the master planning, design and construction management of a new competition pool, restrooms, concession and pool buildings. New parking, utilities, landscape and irrigation systems are also required.
- **Plantation Aquatic Center, Plantation, Florida** - Project Manager for this Design/Build project which included design and construction management for competition pool and zero depth play area, including planning, pool design, landscaping and drainage.
- **Wellington Aquatic Center, Wellington, Florida** - Project Manager of this project which was implemented as a Design/Build, including design and construction management services for a multi-phase aquatic center rehabilitation. Services included ADA modification, demolition and permitting.
- **TY Park Castaway Island, Hollywood, Florida** - Project Manager for this Design/Build project which included design and construction management of interactive waterplay theme park including utilities, drainage and concession area.
- **Ft. Pierce Inlet Park, Ft. Pierce, Florida** - Project Manager for the master planning, design and construction management for new boat ramp facility including FDOT access, parking, boat ramps, floating piers, seawalls, picnic shelters, restroom facilities, utilities, drainage and landscaping.
- **North Community Park, Coral Springs, Florida** - Principal in Charge for the planning, design and construction management of a 36-acre recreational facility with a new baseball/multi-use field, two soccer fields, athletic courts for basketball and tennis and associated building with parking for over 500 vehicles. Duties include utility design, structural design, drainage modifications and permitting.
- **Firefighters Park, Margate, Florida** - Project Manager for this Design/Build project which included master plan, construction management for active and passive park construction including architectural, drainage, parking, utilities and construction inspection services.
- **Shenandoah Park, Davie, Florida** - Project Manager for this Design/Build project, including master planning, design and construction management. This active park included tennis and basketball courts, in-line skating rink and drainage.
- **Palm Beach Gardens Tennis Complex, Palm Beach Gardens, Florida** - Project Manager for this Design/Build project which encompassed the design and construction management of a 10-acre tennis complex. Additional services included permitting, on-site visits and inspections.
- **Woodside Drive Drainage Study, Coral Springs, Florida** - Project Manager for this drainage study, covering a one-mile-long roadway corridor in the City of Coral Springs. The project included the assessment of the drainage system, as well as improvement ~~recommendations.~~
- **Constructability Reviews for various FDOT or County projects, including:**
  - SR-10A over Bayou Texar Bridge, Escambia County, 4-Lane bridge with temporary by-pass bridge over navigable waterway.
  - SR-482 (Sandlake Road) / SR-435 (Kirkman Road) Interchange, Orange County, five bridge widening including C.I.P. decks on DOT beams, drilled shafts and MSE

## **EDUCATION**

*Bachelor of Science in  
Civil Engineering,  
Florida International  
University, 1985*

*Bachelor of Science in  
Environmental  
Sciences, Juniata  
College, Huntington,  
Pennsylvania, 1976*

## **PROFESSIONAL REGISTRATION**

*Florida Professional  
Engineer License No.:  
40130*

*Threshold Inspector  
License No.: 0950*

*Troxler Nuclear Density  
Gauge*

*ACI Level I Field  
Technician*

*OSHA 40-hr.*

- I-95 / US-17 Interchange, Volusia County, three bridge widenings including C.I.P. decks on DOT beams, driven piles and MSE walls.
  - I-95 / SR-40 Interchange, Volusia County, two bridge widening including DOT beams, driven piles and MSE walls.
  - Broward County Wastewater Transmission System, Countywide wastewater collection lines to main treatment plant at Copan's Road.
  - Prima Vista Boulevard Bridges (major), St. Lucie County over St. Lucie River, Two 4-Lane Bridges: (C.I.P. deck on DOT beams, one bridge with six bents (driven piles); one bridge with four bents, over navigable waterway.
  - Evan's Crary Bridge (major), Martin County over St. Lucie River, 4-Lane Bridge: (1300' driven pile foundations) over navigable waterway.
  - Port St. Lucie Boulevard Bridges over St. Lucie River (major), 4-Lane Bridges: (C.I.P. deck on DOT beams, four bents each on driven piles) over navigable waterway.
  - State Road 7 Flyover over Sample Road (major), Broward County, 6-Lane Bridge: (C.I.P. deck with stay-in-place forms supported on steel girders, 232' simply supported)
  - Lyon's Road Bridge (minor), Broward County over Hillsboro Canal, 4-Lane Bridge: (C.I.P. deck on DOT beams, driven piles with four bents, rip rap revetments)
  - Military Trail Bridge (minor), Broward County over Hillsboro Canal, 4-Lane Bridge: (C.I.P. deck on DOT beams, driven piles with four bents, rip rap revetments)
  - Sewell's Point Bridge (minor), Martin County over Sunset Canal, 2-Lane Bridge: (C.I.P. deck on pier caps, driven piles with four bents)
  - Oakwood Bridge (minor), Broward County over C-10 Canal Spur, 4-Lane Bridge: (Post-tensioned deck on driven piles and precast piers simply supported)
- CEI Construction Services SR-834 (Sample Road) & SR-835 (Powerline Road), Florida Department of Transportation, District IV - Resident Engineer responsible for supervision of all construction activities including widening, placement of concrete pavement, resurfacing, signalization, roadway lighting, landscaping and utilities for approximately 2 miles of major roadway.
  - CEI Construction Services SR-5 (Dixie Highway) Reconstruction, Widening and Lighting, Florida Department of Transportation District VI - Senior Project Engineer responsible for all phases roadway construction of a 4.92 mile section of SR-994. Responsibilities include milling and resurfacing,, retaining walls, Superpave asphalt, lighting, signalization, striping, signage, lighting, curb and gutter, sidewalks, landscaping and final estimate.
  - Coral Springs Gun Range, Coral Springs, Florida - Principal in Charge for the master planning, design, and construction management for new police rifle and pistol range including gun ranges, enclosed firing area, restroom/changing building, utilities, lighting and landscaping.

**EXPERIENCE**

Mr. Salman has over fourteen years of experience with public and private sector projects. His hands-on management style allows for maximum quality and ensures continuous and productive client contact throughout the life of the project. His design and management expertise, coupled with his extensive governmental and institutional experience, ensures a successfully relationship with clients. His most recent relevant work experience includes:

- **Bucky Dent Community Center Facility, City of Hialeah-Leisure Services/Streets, 1999 – Principal-in-Charge** for the architectural and engineering design of a \$1.5 Million gymnasium facility. This 20,000 s.f. facility involves the preparation of construction documents, permitting, and construction phase assistance.
- **Lauderdale Lakes Community Center, Lauderdale Lakes, Florida, 2002 – Principal-in-Charge** for the architectural design and construction administration of this 8,000-square-foot community center in Willie Webb Senior Park in Lauderdale Lakes. The project program was divided into two buildings to include athletic and fitness facilities separate from the multi-purpose activity rooms, computer classroom and other meeting rooms.
- **Helen Miller Center, Segal Park, Opa-Locka, Florida, 1998 - Principal-in-Charge** for the architectural design and construction administration of a 3,000-square foot community center in Segal Park in Opa-locka. The program included a large multipurpose room surrounded by two arcaded terraces and other auxiliary spaces. As Project Manager on the project, duties included design and preparation of all contract documents and construction administration.
- **Ronsell Park Improvements, City of Sweetwater, Florida, 1993 – 1994 – Project Architect** for the expansion of the park's facilities to include a new baseball field facilities and press box, basketball court, central restroom facilities and the upgrading of the existing park facilities to comply with the current ADA requirements.
- **Ingram Park Improvements, Opa-Locka, Florida, 1996-1997 – Architect** for the existing ten acre park in the City of Opa-Locka. This park was master planned and improved as follows: new 3,000 s.f. recreation building, new football field and baseball field & stands with irrigation system, asphalt pathways, new playground, resurfacing of basketball courts, scenic jetty with gazebo and new security gates.
- **Firefighters' Park (Rock Island) Margate, Florida 1996 – Architect** in charge of services on a design build contract for a new 9.8-acre park for the City of Margate. This park includes a community center recreation building, two basketball courts, four state of the art Olympic tennis courts, three acre natural species preserve, one half mile jogging / exercise track with twelve individual exercise stations. This facility also includes a roller hockey rink. This and all of the other amenities were master planned within a lush landscaped setting.
- **Northside Fire Station, Miami International Airport, Miami-Dade Aviation Department, 2000 – Principal-in-charge** of this Design/Build project for the construction of a new fire station at Miami International Airport. The facility will serve both airside and non-airside portions of the airport along the new East/West Runway.
- **Ponce de Leon Improvement District - City of Coral Gables, Florida – Principal-in-charge** for the streetscape architecture for this project which included the development of the Master Redevelopment Plan for ½ mile corridor improvements and beautification including sidewalks, landscaping, lighting, parking and traffic calming. Included presentation at several public meetings with property owners, city staff and elected officials. Preparation of construction cost estimates and calculated apportionment of assessments to each property owner in the improvement district.
- **Bucky Dent Community Center Facility, City of Hialeah-Leisure Services/Streets – Principal-In-Charge** for the architectural and engineering design of a \$1.5 Million gymnasium facility. This 20,000 s.f. facility involves the preparation of construction documents, permitting,

**EDUCATION**

*Master of  
Architecture,  
Georgia Institute of  
Technology, 1988*

*Bachelor of Science,  
Georgia Institute of  
Technology, 1985*

*Ecole de Beaux Art*

*Unite Pedagogique  
Sept – Paris,  
France, 1984-85*

**PROFESSIONAL  
REGISTRATION**

*Florida Registered  
Architect  
AR.0014410*

*Georgia Registered  
Architect No.  
008258*

*Louisiana  
Registered Architect  
No. 1791*

*Alabama Registered  
Architect  
No. 4060*

*Virginia Registered  
Architect AR.  
012100*

*NCARB No. 43738*

- **Modello Park Building Improvements, Dade County, 1995** – Project Architect responsible for coordination of structural, electrical and mechanical elements for the renovation of a hurricane damaged park building at Modello Park in South Dade.
- **Pierce Park, City of Coral Gables** – Principal-in-charge for this park project, which is in the historic McFarlane district of Coral Gables near what is now US-1. This area was settled by Bahamians in the 19th Century. C3TS's renovation of the tot lot equipment and entrance pavilion was designed to visually enhance the park's relationship to the surrounding homes, which are a good example of southern vernacular style.
- **Phillips Park, City of Coral Gables** – Principal-in-Charge for this project which included the design for the complete renovation of this park in Coral Gables. Additional duties included design development, construction documents and coordination.
- **Ponce de Leon Improvement District - City of Coral Gables, Florida** – Principal-in-charge for the streetscape architecture for this project which included the development of the Master Redevelopment Plan for ½ mile corridor improvements and beautification including sidewalks, landscaping, lighting, parking and traffic calming. Included presentation at several public hearings with property owners, city staff and elected officials. Preparation of construction cost estimates and calculated apportionment of assessments to each property owner in the improvement district.
- **Sunset Drive Streetscape Improvements, City of South Miami, Florida** – Principal-in-charge for the streetscape architecture for this project which included architectural and engineering, as well as construction administration services, for a streetscape / traffic calming project in the heart of the city's downtown district.
- **Yumuri Street, Venera Avenue and Monza Avenue Improvements, City of Coral Gables, Florida** – Principal-in-charge for the streetscape architecture for this project which included 0.5 miles of landscaping, sidewalk, curbing, drainage, and parking improvements. Project also included traffic operations improvements at intersections, as well as coordination with property owners and apportionments. Assessment District.
- **Sharazad Boulevard Landscaping Improvements, Opa-locka, Florida, 1994** – Project Architect responsible for the design of approximately one mile of landscaping median improvements. This included the selection of native plants for xeroscopic landscaping which blended into the city's Arabic motif.
- **Perviz Avenue Landscaping Improvements, Opa-locka, Florida, 1994** – Project Architect responsible for the design of approximately one mile of landscaping median improvements. This included the selection of native plants for xeroscopic landscaping which blended into the city's Arabic motif.

## EXPERIENCE

Mr. Latorre has over 10.5 years of experience with public and private sector projects. He has served as project architect for both large and small scale projects thru the design development stage, construction documents, permitting, as well as construction administration for various types of projects and clients. He has worked with Florida Department of Transportation and Florida International University as well as cities in Miami-Dade and Broward Counties. His most relevant work experience includes:

- **Lauderdale Lakes Community Center, Lauderdale Lakes, Florida, 2001** - Project Manager for the architectural design and construction administration of this 8,000-square-foot community center in Willie Webb Senior Park in Lauderdale Lakes. The project program was divided into two buildings to include athletic and fitness facilities separate from the multi-purpose activity rooms, computer classroom and other meeting rooms.
- **Segal Park, Opa-Locka, Florida** - Master Plan site development to include a new community center, an entrance feature, tot lot, jogging paths, and the rehabilitation of the park restrooms, pavilions, site lighting and park furniture. As Project Manager on the project, duties included the design and the preparation of all contract documents, bidding and construction administration
- **Driftwood Aquatic Center, Fort Lauderdale, Florida** - Project Architect for a new aquatic facility which included a new stainless steel 25-meter by 25-yard competition pool. The project involved permitting, paving, grading, drainage, utilities and geometry for site which was located on school board property. The project incorporated a bathhouse, pump maintenance facility and pool office pool building.
- **Carver Ranches Aquatic Center, Fort Lauderdale, Florida** - Project Architect on the site development for a new 25-meter by 25-yard competition pool. The project incorporated a bathhouse, pump maintenance facility and pool office pool building.
- **Village of Wellington Community Center, Wellington, Florida**, - Project Manager for this Design/Build project for the renovation of an 8,000-square-foot interior space at the Village of Wellington Community Center. The construction added multi-purpose, computer, warming kitchen, storages, athletic and other fitness facilities to the existing Center.
- **BA Glass Block Replacement, Florida International University, FI** - Project Architect of the design, bidding and construction administration for the replacement of the exterior glass block of the Business Administration Building. New glass block is designed to meet the windload criteria of the current Florida Building Code 2001.
- **Northside Fire Station, Miami International Airport, Miami-Dade Aviation Department** - Project Architect of this Design/Build project for the construction of a new fire station at Miami International Airport. The facility will serve both airside and non-airside portions of the airport along the new East/West Runway.
- **Jose De Diego (State School II), Miami-Dade County Public Schools** - Construction Administration assistance to the contractor. Field representative monitoring site and construction conditions, issuing field sketches and reviewing shop drawings.
- **Shops at Sunset Place** - Contract Administration Assistant for the Simon Property Group (owner) of a 1 million s.f. of commercial/retail stores estimated at \$68,000,000.00. As field representative, tasks included monitoring site and construction conditions, reporting to the Owner and coordinating special testing.
- **Plantation Fire Station No. 2 Addition, City of Plantation, Florida - 2003** - Project architect responsible for the design of the 4,200 sq. ft. addition to the existing fire station. New work included dormitories facilities and support storage. The building exterior program required the use of a brick veneer assembly to match the existing finishes.

## EDUCATION

Bachelor of  
Architecture,  
University of Miami,  
1992

- **Elevator Retrofit, Primera Casa Building, Florida International University - Construction Administrator for this project which included a \$1,300,000 retrofit of three five-story elevator tower at Primera Casa Building.**
- **Viertes House Building - University Park Campus, Florida International University, 1998 - Re-roofing of 35,000 square feet of roofed area. Project Manager in charge of design, contract documents and construction administration.**
- **W-10 Building - University Park Campus, Florida International University, 1998 - Re-roofing of 8,000 square feet of roofed area. Project Manager in charge of design, contract documents and construction administration.**
- **DM Building - University Park Campus, Florida International University - Re-roofing of 40,000 square feet of roofed area, including mechanical system removal and replacement. Project Manager in charge of contract documents and construction administration, including all client contact.**
- **ECS Building and BA Building, Florida International University - Feasibility study of the two buildings envelope water proofing. The second phase of the projects included the design and specification coordination, bidding and construction administration of the work.**

**ROSENBERG  
GARDNER  
DESIGN**



LAND PLANNING  
LANDSCAPE ARCHITECTURE  
1-708-932-295

MEMBER  
AMERICAN SOCIETY OF  
LANDSCAPE ARCHITECTS

## **ROSENBERG GARDNER DESIGN FIRM HISTORY**

Rosenberg Gardner Design was formed in 1985 to provide land planning and landscape architectural services. Prior to that, Bill Rosenberg was president of Henderson-Rosenberg-Scully for thirteen years, also providing the same services. Ken Gardner has been with RGD since 1993 after working with a large design-build firm in Washington, DC.

We have been serving private clients throughout South Florida, the mid-Atlantic states, and South America, including several of the leading large residential and commercial developers, designing projects ranging in size up to new towns of 35,000 population as well as shopping centers and office and industrial complexes.

In the public sector, we have served several South Florida municipalities and counties such as Miami Beach, Coral Gables, City of Miami, City of Hollywood, Dade and Broward County, the Florida Department of Natural Resources, Florida Department of Transportation and the South Florida Water Management District.

Public projects have included landscape designs for transit stations, major highways and local streets in both commercial and residential areas, bicycle and pedestrian path systems up to 200 miles in length, parks and recreation areas ranging from a few to up to 600 acres in size, school campuses, the Miami International Airport Landscape Master Plan, parking garages, malls, and office complexes.

Bill Rosenberg, the firm's President, as past Chief of Planning for Dade County Parks, was responsible for preparing the Dade County Open Space Master Plan, and has a keen awareness of public agencies' budgeting and maintenance considerations.

Ken Gardner, as the firm's Director of Planning and Design, brings to the firm knowledge of land planning, landscape design, plant material, and construction practices along the East coast as well as South Florida.

Rosenberg has been a guest speaker at the National Association of Homebuilders (NAHB) and American Resort and Residential Development Association (ARRDA) national conferences. In addition, Rosenberg and Gardner taught and lectured at Fairchild Tropical Gardens, Miami Dade Community College, the University of Miami and Florida International University.

In addition to their speaking and lecturing duties, Rosenberg and Gardner had several by-lined articles in major industry publications and newspapers.

Rosenberg served on the Miami Beach Design Review Board, City of Miami Park Advisory Board and Legislative Committee of the Builders Association of South Florida and is currently a member of the Dade County's Shoreline Development Review Board and the Metropolitan Dade County Transportation Aesthetic Review Committee (TARC).

~~Gardner is a member of many committees of the Builders Association of South Florida and an active member of the American Society of Landscape Architects.~~

RGD has won many prestigious awards for their projects, and continually seek innovative new design ideas and technical applications to meet our Clients' needs on-time and in budget.

ROSENBERG  
GARDNER  
DESIGN



LAND PLANNING  
LANDSCAPE ARCHITECTURE  
LC-0000266

MEMBER  
AMERICAN SOCIETY OF  
LANDSCAPE ARCHITECTS

- A) Project Name & Location  
**ALPER JEWISH COMMUNITY CENTER**  
SW 112th Street and SW 112th Avenue  
Miami, Florida
- B) Description:  
10 acre recreation/education/cultural complex, featuring  
classrooms, meeting rooms, gymnasium, playfields and  
tennis courts.
- C) Client:  
Alper Jewish Community Center  
SW 112th Street and SW 112th Avenue  
Miami, Florida
- D) Cost of Project: \$250,000.
- E) Specific Service Performed by Firm:  
Planting and irrigation plans and layout of ballfields.  
Bill Rosenberg was principal in charge.
- F) Principal Firm in Charge:  
Wolfberg, Alvarez & Associates  
5960 SW 57th Avenue  
Miami, Florida 33143
- G) Date Construction Completed: 1990
- H) Reference/Contact Person:  
Mr. Ed Rosen, Executive Director  
Alper Jewish Community Center  
11155 SW 112th Avenue  
Miami, Florida  
(305)271-9000



**ROSENBERG  
GARDNER  
DESIGN**



LAND PLANNING  
LANDSCAPE ARCHITECTURE  
INC. 6060266

MEMBER  
AMERICAN SOCIETY OF  
LANDSCAPE ARCHITECTS

- A) Project Name & Location  
**FLAMINGO PARK**  
14th Street and Meridian Avenue  
Miami Beach, Florida
- B) Description:  
Major community park serving Miami Beach, featuring  
baseball fields, football/soccer stadium, tennis center,  
pool, court games, and community meeting rooms.
- C) Client:  
City of Miami Beach  
2100 Washington Avenue  
Miami Beach, Florida 33139
- D) Cost of Project: \$400,000
- E) Specific Service Performed by Firm:  
Conceptual design of swimming pool complex; renovation  
of planting and irrigation for major portions of park.
- F) Principal Firm in Charge:  
Carr Smith Corradino  
4055 NW 97th Avenue  
Miami, Florida 33178
- G) Date Construction Completed: In progress
- H) Reference/Contact Person:  
Mr. Edwardo Lamas  
CARR SMITH CORRADINO  
4055 NW 97th Avenue  
Miami, Florida 33178  
305-594-0735

## MARTIN LUTHER KING, JR. MEMORIAL PARK



### Description

10 acre urban public recreation area in Miami including large recreation pavilion, tennis and handball courts, basketball, playfield, picnic area, small amphitheater and ceremonial plaza.

### Client

Dade County Parks & Recreation Department  
Miami, Florida

### Cost of Project

\$2,000,000

### Specific Service Performed by Firm

Prime consultant responsible for coordinating team of Architects, Engineers and environmental consultants. Preparation of master plan, construction documents for the entire project and management plans and extensive meetings with community residents. Bill Rosenberg, principal in charge.

### Principal Firm in Charge

Henderson-Rosenberg-Scully in joint venture with Jonathan Seymour.

### Date Construction Completed

1982

### Reference/Contact Person

Mr. Pete Kerwin  
Dade County Parks & Recreation Department  
50 SW 32nd Road  
Miami, Florida  
(305) 579-2562

Land  
Planning  
Landscape  
Architecture



**rosenberg  
design  
group**

MIAMI-DADE OFFICE: 13901 S.W. 71 AVENUE, MIAMI, FLORIDA 33156. PHONE 305.235.8380. FAX 305.235.8380. EMAIL: RDGLNDARC@AOL.COM  
BROWARD OFFICE: 496 STONE MOUNT DRIVE, WESTON, FLORIDA 33326. PHONE 954.349.3795. FAX 954.349.3796. EMAIL: KENTHEL@GATEWAY.NET

ROSENBERG  
GARDNER  
DESIGN



LAND PLANNING  
LANDSCAPE ARCHITECTURE  
L.C. 0000246

MEMBER  
AMERICAN SOCIETY OF  
LANDSCAPE ARCHITECTS

- A) Project Name & Location  
**MIAMI WEST PARK**  
NW 29 St. & NW 87 Avenue  
Miami, Florida
- B) Description:  
5 Field baseball complex and parking.
- C) Client:  
Miami Dade County Parks & Recreation Department
- D) Cost of Project: \$ 1 Million
- E) Specific Service Performed by Firm:  
Planting and Irrigation Plans
- F) Principal Firm in Charge:  
The Corradino Group  
4055 N.W. 97 Avenue #200  
Miami, FL 33178
- G) Date Construction Completed: 2004
- H) Reference/Contact Person:  
Mr. Francillis Domond  
The Corradino Group  
4055 N.W. 97 Avenue #200  
Miami, FL 33178  
305-594-0735

**ROSENBERG  
GARDNER  
DESIGN**



LAND PLANNING  
LANDSCAPE ARCHITECTURE  
I.C. 0002265

MEMBER  
AMERICAN SOCIETY OF  
LANDSCAPE ARCHITECTS

- A) Project Name & Location  
**NORMANDY PARK**  
72nd Street  
Miami Beach, Florida
- B) Description:  
Community park featuring swimming pool, soccer field,  
children's play area, all-purpose courts, and recreation  
building
- C) Client:  
City of Miami Beach  
2100 Washington Avenue  
Miami Beach, Florida 33139
- D) Cost of Project: \$150,000
- E) Specific Service Performed by Firm:  
Conceptual design for pool complex and pedestrian  
promenade; renovation of soccer field and new  
landscaping and irrigation.
- F) Principal Firm in Charge:  
Carr Smith Corradino  
4055 NW 97th Avenue #200  
Miami, Florida 33178
- G) Date Construction Completed: in progress
- H) Reference/Contact Person:  
Mr. Edwardo Lamas  
CARR SMITH CORRADINO  
4055 NW 97th Avenue #200  
Miami, Florida 33178  
305-594-0735

## TACOLCY PARK



### Description

Urban recreation center featuring large recreation building, basketball, handball and childrens, play area.

### Client

City of Miami Parks & Recreation Department  
Miami, Florida

Cost of Project  
\$2,000,000

### *Specific Service Performed by Firm*

Prime consultant responsible for coordinating team of Architects, Engineers and environmental consultants. Preparation of master plan, construction documents for the entire project and management plans. Bill Rosenberg, principal in charge.

### Principal Firm in Charge

Henderson-Rosenberg-Scully  
in joint venture with Jonathan  
Seymour.

Date Construction  
Completed 1983

Reference/Contact Person  
Mr. Otis Pitts, President  
Tacolcy Center  
6451 NW 62nd Street #300  
Miami, Florida 33150  
(305)757-3737

Land  
Planning  
Landscape  
Architecture



rosenberg  
design  
group

**ROSENBERG  
GARDNER  
DESIGN**



LAND PLANNING  
LANDSCAPE ARCHITECTURE  
LC-0000766

MEMBER  
AMERICAN SOCIETY OF  
LANDSCAPE ARCHITECTS

- A) Project Name & Location  
**TAMIAMI PARK**  
Dade County, Florida
- B) Description:  
a 150 acre regional recreation facility featuring 12 ball fields, football and soccer fields, basketball, tennis, jogging paths, picnic areas, etc.
- C) Client:  
Dade County Park & Recreation Department  
11025 SW 84th Street, #8  
Miami, Florida 33173
- D) Cost of Project: \$30,000,000
- E) Specific Service Performed by Firm:  
Preparation of new master plan to re-organize and re-vitalize the park, including coordination with user groups and the public.
- F) Principal Firm in Charge:  
Rosenberg Design Group  
12901 SW 71st Avenue  
Miami, Florida 33156  
(305)235-5310
- G) Date Construction Completed: 1997
- H) Reference/Contact Person:  
Paul Carey  
Metro Dade County Park & Recreation Dept.  
11025 SW 84th Street  
Miami, Florida 33173  
(305)595-6755

**ROSENBERG  
GARDNER  
DESIGN**



LAND PLANNING  
LANDSCAPE ARCHITECTURE  
LC-0000266

MEMBER  
AMERICAN SOCIETY OF  
LANDSCAPE ARCHITECTS

**A) Project Name & Location**

**WEST KENDALL PARK  
S.W. 157 Ave. and S.W. 120 Street**

**B) Description:**

150 Acre district park featuring lake with wetland marshes, canoeing, beach, recreation complex with ballfields, football/soccer fields, court game facilities, nature trails and bike paths, off road bike course, dog park, picnic shelters, etc.

**C) Client:**

Miami-Dade County Parks & Recreation Dept.

**D) Cost of Project: \$ 35 Million**

**E) Specific Service Performed by Firm:**

Master Plan for the Park

**F) Principal Firm in Charge:**

Rosenberg Gardner Design  
12901 S.W. 71 Avenue  
Miami, FL 33156  
305-235-5310

**G) Date Construction Completed: Beginning In 2004**

**H) Reference/Contact Person:**

Eric Hansen  
Miami-Dade County Parks & Recreation Dept.  
275 N.W. 2 Street 4<sup>th</sup> Floor  
Miami, FL 33128  
305-755-5460

ROSENBERG  
GARDNER  
DESIGN



LAND PLANNING  
LANDSCAPE ARCHITECTURE  
LC-00002500

MEMBER  
AMERICAN SOCIETY OF  
LANDSCAPE ARCHITECTS

- A) **Project Name & Location:**  
**WESTSIDE PARK**  
SW 3 Aven & SW 3 Street  
Deerfield Beach, FL
  
- B) **Description:**  
20 + or - acre sports and recreation complex consisting  
of baseball, football, soccer, basketball and gymnasium.
  
- C) **Client:**  
City of Deerfield Beach  
105 NE 2<sup>nd</sup> Avenue  
Deerfield Beach, FL 33441
  
- D) **Cost of Project:** \$ 1.2 Mil.
  
- E) **Specific Service Performed by Firm:**  
Planting and Irrigation Plans
  
- F) **Principal Firm in Charge:**  
The Corradino Group  
4055 N.W. 97 Avenue #200  
Miami, FL 33178
  
- G) **Date Construction Completed:** 2004
  
- H) **Reference/Contact Person:**  
Mr. Francillis Domond  
The Corradino Group  
4055 N.W. 97 Avenue #200  
Miami, FL 33178  
305-594-0735



# QUADYNAMICS DESIGN GROUP, INC.

American Engineering Consultants, Incorporated

100 West 125th Street, Suite 1000, New York, New York 10030-3298

What we have designed lately

Two new hotel buildings in the city of New York  
The new hotel building in the city of New York  
The new hotel building in the city of New York

### HOTELS & RESORTS

THE NEW YORK PLAZA  
THE METROPOLITAN HOTEL  
THE PLAZA HOTEL  
THE METROPOLITAN HOTEL  
THE PLAZA HOTEL  
THE METROPOLITAN HOTEL  
THE PLAZA HOTEL  
THE METROPOLITAN HOTEL  
THE PLAZA HOTEL  
THE METROPOLITAN HOTEL  
THE PLAZA HOTEL  
THE METROPOLITAN HOTEL  
THE PLAZA HOTEL  
THE METROPOLITAN HOTEL



### ADDITIONAL SERVICES

THE NEW YORK PLAZA  
THE METROPOLITAN HOTEL  
THE PLAZA HOTEL  
THE METROPOLITAN HOTEL  
THE PLAZA HOTEL  
THE METROPOLITAN HOTEL  
THE PLAZA HOTEL  
THE METROPOLITAN HOTEL  
THE PLAZA HOTEL  
THE METROPOLITAN HOTEL  
THE PLAZA HOTEL  
THE METROPOLITAN HOTEL  
THE PLAZA HOTEL  
THE METROPOLITAN HOTEL

### CORPORATE OFFICES

THE NEW YORK PLAZA  
THE METROPOLITAN HOTEL  
THE PLAZA HOTEL  
THE METROPOLITAN HOTEL  
THE PLAZA HOTEL  
THE METROPOLITAN HOTEL  
THE PLAZA HOTEL  
THE METROPOLITAN HOTEL  
THE PLAZA HOTEL  
THE METROPOLITAN HOTEL  
THE PLAZA HOTEL  
THE METROPOLITAN HOTEL  
THE PLAZA HOTEL  
THE METROPOLITAN HOTEL





Alameda Park, Alameda, California, 1945



## **CONSTRUCTION CONSULTANTS OF FLORIDA, INC.**

1445 SW 21<sup>st</sup> Avenue  
Ft. Lauderdale, Florida 33312  
Tel: 954-584-7904 Fax: 954-321-0355

November 24, 2004

Construction Consultants of Florida, Inc. is a firm experienced in electrical and lighting design. Our project designs reflect the highest level of competence, experience and professionalism.

Each project, large or small has its own characteristics to which we apply unique solutions. In the preparation of a project design, each phase of the project is produced by qualified personnel familiar with the latest construction techniques and a final review by our Senior Professional Engineer. We utilize the latest in computer technology to provide the most accurate engineering calculations, lighting design and production of documents.

Our unique experience in the industry provides our clients with designs that are complete and cost efficient. Our drawings are construction ready and leave little for the contractor's interpretation.

Although, most our clients look to us for outdoor lighting design projects, we also provide designs for all facets of electrical construction. We have been valuable design partners in projects from new construction to remodeling of existing facilities, from parks to standby power systems.

The list of our satisfied clients is growing project by project.

V. Jay Franke, P.E.  
President

## **Construction Consultants of Florida, Inc.**

### **Some notable projects include:**

**North Community Park, Coral Springs** - Lighting and electrical design for a 35+ acre park with lighting for four baseball and two soccer fields, tennis and basketball courts, walking paths, a concession building and restroom buildings and multiple parking lots.

**Sunrise Athletic Park, City of Sunrise** - Electrical design for the relighting of a 25+ acre park with five baseball, two soccer and a football field, and new community center and maintenance building and two new restroom buildings and additional parking.

**C.B. Smith Aquatic Complex** - Renovations and additions to a multi-pool water play facility with renovated restrooms and a new concession building.

**Tradewinds Park, Coconut Creek** - Electrical design for new and remodeled restroom facilities.

**Town of Davie, Pine Island Multi-Purpose Facility** - The electric design for a new 19,000 sf facility including a gym/auditorium, activity rooms, offices, kitchen and parking area and walkway lighting.

### **Other Projects:**

Royal Oaks Park, Miami Lakes  
Mullins Park Pool Renovations, City of Coral Springs  
Heritage Park Restroom and Shelter Renovations, Broward County  
Nova High School Football Field Lighting, Town of Davie  
Traffic Maintenance Facility, Broward County  
Fort Lauderdale-Hollywood Int'l. Airport Pedestrian Canopies, Broward County  
Osswald Park Site Lighting, Broward County  
Osswald Park New Restroom & Shelters, Broward County  
Tradewinds Park Restroom Renovations, Broward County  
Warfield Park Community Center, City of Ft. Lauderdale  
Croissant Park Pool & Community Center, City of Ft. Lauderdale  
Welleby Park Improvements, City of Sunrise  
Attucks Middle School Athletic Field Lighting, City of Hollywood  
Sunrise Tennis Park Renovations - Phase II, City of Sunrise  
Hunt-Fountain & Fairground Parks Athletic Lighting - Polk County Parks and Recreation  
Lakeside Park Athletic Fields and Building - City of Coconut Creek  
Founders Park - City of Aventura  
Soccer Field Lighting, Southeast Park - Margate  
Sports Field Lighting, Sandpine Park - Boca Raton  
Baseball & Racquetball Lighting, JC Mitchell Park - Boca Raton  
Sports & Site Lighting, Meadows Park - Boca Raton

**Construction Consultants of Florida, Inc.**

**Vernon Jay Franke, P.E. - President**

**EDUCATION:** B.S. Electrical Engineering, University of Florida, 1971

**PROFESSIONAL  
REGISTRATION:** Florida, P.E. No. 49466

**EXPERIENCE:**

Mr. Franke is responsible for the daily design on all electrical projects of our firm. Mr. Franke has over thirty-two years of experience in the electrical construction field. For over twenty-five years, he has been licensed as a Florida Certified Electrical Contractor. In 1995 he obtained his P.E. and in 1996 he purchased Construction Consultants of Florida.

1989 -

Present      Construction Consultants of Florida, Inc.

Involved with all lighting and electrical design projects. He designed & implemented computerized electrical calculation programs.

1987 - 1989      Oceanside Electric, Inc.

Mr. Franke was responsible for estimating all major projects and oversaw all office procedures including purchasing and accounting.

1972 - 1987      Atlantic Electric Contractors, Inc.

Mr. Franke was president of a family-owned electrical construction firm that employed as many as 110 people. During this period, they constructed various types of facilities, including schools, manufacturing plants, concrete plants, hospitals, commercial and public buildings, hi-rise residential, shopping centers, and also installed underground distribution, duct banks and utility vaults for Florida Power & Light Co. In the 70's, he wrote a computer estimating program which was successfully utilized for over ten years.

Over the years, Mr. Franke has been involved with all types of electrical construction problems and solutions.

February 24<sup>th</sup>, 2005

Exhibit "B"

## Technical Proposal Site Amenities and Equipment

Recreational Design & Construction, Inc. has provided the following amenities and equipment for the Phase I construction of the Grapeland Heights Park located at 1500 NW 37<sup>th</sup> Avenue in Miami, Florida 33125. RDC's proposal is based on the attached phased plans.

### Site Preparation:

- ▶ Clearing and prepping the entire site to prepare the area for construction shall be performed as a part of this scope of work.
- ▶ Debris resulting from the clearing, grubbing and demolition shall be disposed of at an off site location in accordance with all applicable codes and statutes.
- ▶ The area with-in the Phase I limits of construction shall be graded/shaped as required to construct the ballfields, access roads, parking lots, create dry detention/wet retention areas for storm water drainage and provide a proper building pad elevation for the ballfield concession/restroom building.

### Site Work:

- ▶ One hundred ninety one (191) asphalt parking spaces, including a minimum of six (6) ADA accessible spaces, shall be constructed.
- ▶ Each asphalt parking space shall be striped in accordance with Miami-Dade County standards and provided with concrete wheel stops.
- ▶ FDOT compliant signs shall be provided for each ADA parking space.
- ▶ A 24'-0" wide park entry road shall be constructed at the northwest corner of the park to provide access from Northwest 37<sup>th</sup> Avenue.
- ▶ A 24'-0" wide divided main park entry and exit road shall be constructed on the north side of the park to provide access from Northwest 37<sup>th</sup> Avenue.
- ▶ Asphalt roadways and parking lots shall be constructed with a 12" sub-base (minimum LBR40) compacted to 98% of maximum density (AASHTO T-180), 8" lime rock base compacted to 98% of maximum density (AASHTO T-180) and an 1 ½" Type S-1 asphaltic concrete wearing surface.
- ▶ Type "D" curbing shall be installed to protect all landscape islands.
- ▶ Two (2) 12'-0" wide lockable "baffle" gate shall be installed at the Northwest 37<sup>th</sup> Avenue entrance to help prevent access to the park during off hours.
- ▶ Two (2) 12'-0" wide lockable "baffle" gate shall be installed at the Northwest 37<sup>th</sup> Avenue entrance and exit to help prevent access to the park during off hours.
- ▶ ADA compliant concrete and asphalt sidewalks shall be installed from the park entrance ~~to provide pedestrian access to all the site amenities.~~ The sidewalks will be constructed

- ▶ in accordance with the City of Miami standards.
- ▶ Nine hundred fifty (950) lineal feet of 8'-0" wide mulch path shall be installed for extension of and use as a Vita Trail to be constructed as part of a future phase.
- ▶ A CMU dumpster enclosure (w/gates) shall be installed for the concession/restroom building in accordance with local code requirements.
- ▶ A bicycle rack with direct burial, as manufactured by DuMor Inc. (or equal), shall be installed near the ballfields. The bicycle rack will be provided with a 5'-0" x 5'-0" x 4" thick concrete maintenance pad.

### **Main Entrance Park Sign:**

- ▶ A two hundred square foot (200sf) park sign shall be designed for and installed at the main entrance from Northwest 37<sup>th</sup> Avenue..
- ▶ The entrance sign will be constructed of 2" thick high density polyurethane board as manufactured by Sign Arts Products Corporation (or equal).
- ▶ The entrance sign shall be installed in accordance with the Florida Building Code to meet the wind load velocity requirements.
- ▶ Heavy-duty in-ground lighting, as manufactured by Kim Lighting (or equal), shall be provided to illuminate the new park entrance sign.

### **Site Electric and Lighting:**

- ▶ A 3-phase electric service shall be installed to provide power for the ballfields, concession/restroom building, sanitary lift station, entry/exit drives and the Phase I parking lot lighting.
- ▶ Parking lot and driveway lighting shall be provided to meet the minimum standards required by the Miami-Dade County Code of Ordinances.
- ▶ All light poles shall be installed in compliance with FBC 2001 High Velocity Wind Zone requirements.

### **Site Utilities:**

- ▶ The existing 24" water main located in Northwest 37<sup>th</sup> Avenue will be tapped to provide a 12" potable water service for this phase of the site that will supply the domestic water service to the concession/restroom building, the irrigation system and one (1) fire hydrant (to be located near the parking lot on the east side of the baseball fields).
- ▶ A 12" valved and capped potable water service will be provided on the south side of the proposed park entrance drive for "future" extension.
- ▶ The potable water system will be installed in PVC (schedule 40) pressure pipe/fittings and include a reduced pressure backflow preventer.
- ▶ The irrigation system shall be installed in PVC (schedule 40) pressure pipe/fittings and include a reduced pressure backflow preventer.
- ▶ The fire protection service will be installed in ductile iron pipe with mechanical joint

fittings and consist of a 12" double detector check valve assembly with a 1" backflow preventer (at sub-meter) and (1) fire hydrant..

- ▶ The gravity sanitary sewer system shall be installed in PVC (SDR-35) pipe and fittings. Sanitary manholes will be installed at every change of direction and as accessible clean-outs at the high ends of the system.
- ▶ An on-site sanitary lift station will be provided to collect the gravity sewage systems from each of the proposed structures and discharge into the existing force main located in Northwest 37<sup>th</sup> Avenue.
- ▶ Two (2) 8" "future" sanitary sewer service stub-outs for the banquet facility and the aquatic facility shall be provided.
- ▶ A 750 gallon grease trap shall be installed at the ballfield concession/restroom in accordance with Florida Administrative Code Chapter 64E-6.

### **Baseball Fields:**

- ▶ Two (2) ballfields shall be designed to be two hundred fifty feet (250') from home plate to the foul poles and two hundred eighty to two hundred ninety feet (280'-290') from home plate to the center field fence.
- ▶ One (1) ballfield shall be designed to be two hundred feet (200') from home plate to the foul poles and two hundred forty to two hundred fifty feet (240'-250') from home plate to the center field fence.
- ▶ One (1) ballfield shall be designed to be one hundred seventy five feet (175') from home plate to the foul poles and two hundred to two hundred ten feet (200'-210') from home plate to the center field fence.
- ▶ The four (4) ballfield surfaces shall be constructed with rolled Bermuda Tifway 419 grass sod with a minimum of two inches (2") of growing soil.
- ▶ The drainage of the fields shall be designed to allow play to resume in one (1) hour after a one inch (1") per hour rain event.
- ▶ The drainage of the spectator area shall be designed to eliminate any standing water within one (1) hour after a one inch (1") rain event.
- ▶ Six inch (6") deep 60% clay/20% sand runways, infields and 16'6" wide outfield warning tracks shall be constructed at each ballfield.
- ▶ Four inch (4") deep x 13'-6" wide coquina sideline warning tracks shall be installed from the dugout to the outfield fence at each ballfield.
- ▶ One (1) ten inch (10") high pitchers mound shall be provided at each ballfield.
- ▶ A 25'-0" foul "hip" area shall be provided between the baseline and sideline fence and between home plate and the backstop.
- ▶ Each ballfield shall be provided with one (1) bullpen located between the dugout and the outfield fence along either the first or third baseline. The bullpen will be outside the field of play and consist of one (1) ten inch (10") pitchers mound and two (2) 10'-0" x 10'-0" three rail fence panels located one hundred (100) feet apart and perpendicular to the baseline fence.



- ▶ Each ballfield shall be provided with two (2) covered 9-gauge chain link dugouts located on the outside of the playing field. The dugouts will be 30'-0" long x 7'-0" wide x 9'-0" high and consist of a concrete slab, one (1) dugout gate, one (1) gate to the field and a 21'-0" long aluminum players bench with back support.
- ▶ Each ballfield will be provided with three (3) bases, two (2) home plates and two (2) pitchers mound rubbers as manufactured by Hollywood Bases (or equal).
- ▶ Each ballfield shall be provided with two (2) twenty foot (20') high yellow foul poles. The foul poles will be installed in accordance with FBC 2001 High Velocity Wind Zone requirements.
- ▶ A black vinyl coated 9-gauge chain link 30'-0" high backstop and 6'-0" high three (3) rail foul line fence shall be installed behind home plate and along the infield playing areas of each ballfield.
- ▶ A black vinyl coated 12-gauge core fence will be installed for all other areas of the ballfields.
- ▶ The outfield fence shall be a 6'-0" high two (2) rail black vinyl coated chain link and include "Poly Cap" along the top rail.
- ▶ Each ballfield will be provided with a "Batters Eye" back-round in the center and wind screen on the rest of the outfield fence.
- ▶ Foul ball netting will be installed behind the backstop and shall cover the bleacher areas at each ballfield.
- ▶ Two (2) 35'-0" long x 12'-0" wide x 15'-0" high chain link fence enclosed batting cages shall be constructed in the baseball field complex.
- ▶ The batting cages shall be covered with safety netting to prevent balls from leaving the enclosure.
- ▶ The floor of the batting cages will be constructed of 4" thick reinforced concrete with thickened edges.
- ▶ Two (2) sets of ADA accessible aluminum bleachers will be provided for each ballfield (total of 8). The bleachers shall have center isle steps, five (5) rows, chain link with a rail around the top three (3) rows and provide a minimum capacity of one hundred (100) seats/field.
- ▶ One (1) electronic scoreboard, Daktronics Model #BA-3724 (or equal), will be installed at each ballfield. The scoreboard shall be controlled from the Scorers Deck located on the second level of the Restroom/Concession Building.
- ▶ One (1) public address system will be installed for each ballfield (total of 4). The public address system shall be controlled from the Scorers Deck located on the second level of the Restroom/Concession Building.
- ▶ A field sport lighting system shall be provided for the ballfields with a minimum maintained fifty (50) foot candle average and a maximum to minimum ratio of 2:1 on the infield and a minimum maintained thirty (30) foot candle average and a maximum to minimum ration of 2 ½:1 in the outfield.
- ▶ The sport lighting systems shall be manufactured by Musco Lighting Inc. (or equal).

- ▶ The ballfield sport lighting systems shall be provided with a separate electric power supply allowing it to operate independently of the park's other amenities.

### **Ballfield Concession/Restroom Building:**

- ▶ A two story ADA accessible 2,360 square foot octagonal structure shall be constructed to include a concession area, a men's restroom, a women's restroom, a utility room, an electric room and an open-air scorer's deck.
- ▶ The second floor elevation will be at (±) fifteen feet above the first floor finish elevation in order to provide a clear view of the ballfields.
- ▶ ADA compliant walkways shall be installed to provide access to the concession/restroom Building.
- ▶ The concession/restroom building shall be constructed of reinforced concrete masonry units with filled cells, bond beams, and monolithic concrete foundations with a 4" reinforced concrete slab on grade.
- ▶ The roof shall be constructed of pre-fabricated wood trusses with 5/8" CDX plywood sheathing and 5-V crimp metal roof system (standard color as selected by owner). The metal roofing materials shall meet Miami-Dade product approval.
- ▶ The concession/restroom building roof shall also include a metal framed cupola with a 5-V crimp metal roof system.
- ▶ A metal overhang covering shall be installed between the two levels to provide shade and rain protection on the first floor.
- ▶ This Building will be provided with (1) ADA compliant "Limited Use/Limited Application" Elevator, as manufactured by Whirlteq (or equal), with a 1400 lb. maximum capacity. The clear inside dimensions will be 54" wide x 48" deep. The elevator includes automatic doors, an emergency stop/alarm, K-Tech telephone with voice announce, recessed lighting, emergency lowering feature and a twelve (12) month warranty.
- ▶ The building exterior shall be finished with painted 5/8" stucco (standard color as selected by owner).
- ▶ Aluminum intake louvers shall be installed in the exterior wall to provide make-up air into the restrooms, janitors closet and concession area. The louvers shall meet Miami-Dade product approval.
- ▶ Bahama shutters will be provided over each second floor opening to provide shade for those viewing the games.
- ▶ Roll up impact resistant doors shall be provided at each second floor opening for protection from the elements.
- ▶ The entry doors for the concession area, men's restroom, women's restroom, utility room, maintenance storage room and the electric room will be constructed of painted hollow metal with metal frames and shall meet with Miami-Dade product approval.
- ▶ All door hardware provided shall be vandal proof "Classroom" type.
- ▶ ~~Painted epoxy floors and base coves (standard color as selected by owner) shall be~~

installed in the concession area, concession storage, men's restroom and women's restroom.

- ▶ Floors in electric room, utility room, maintenance storage, elevator vestibule and second floor scorer's deck shall have a steel troweled concrete finish.
- ▶ The ceiling in the concession area, concession storage, men's restroom and women's restroom shall be epoxy painted 5/8" wallboard.
- ▶ Ceilings in the electric room, utility room, maintenance storage and the second floor scorer's deck shall be painted 5/8" wallboard.
- ▶ Fire rated frame walls will be installed around the Elevator Shaft Enclosure (1 hour).
- ▶ The concession area shall be separated from the other areas by a two (2) hour fire rated wall that shall be extended to the underside of second floor deck.
- ▶ Frame walls to be constructed of 20 gauge metal studs finished with painted 5/8" gypsum wallboard.
- ▶ The concession area will be provided with storage cabinets, counter tops, an impact resistant roll-up window (w/screen and stainless steel ledge), (1) 3-compartment sink, (1) hand sink, (2) floor drains, (1) hose bib and (1) ceiling mounted paddle fan.
- ▶ The concession area cabinet bases and counter-tops shall be constructed of 3/4" plywood with all surfaces receiving a plastic laminate coating.
- ▶ Two (2) fire extinguishers with recessed cabinets shall be provided to meet the all NFPA and Florida Building Code requirements.
- ▶ ADA signs shall be provided at each restroom as required by the Florida Building Code.
- ▶ Three (3) hexagonal picnic tables, (1) ADA compliant picnic table and two (2) hexagonal waste receptacles as manufactured by the Plastic Lumber Company (or equal) shall be provided.
- ▶ Scorer's counter tops and electric score board control panels shall be installed on the second level.
- ▶ Toilet accessories to be Stainless Steel as manufactured by Bobrick (or equal) and shall comply with the latest ADA regulations. The men's restroom shall be provided with (2) recessed towel dispenser/waste receptacles, (2) toilet tissue dispensers, (2) mirrors, (1) pair of grab bars and (2) soap dispensers. The women's restroom shall be provided with (2) recessed towel dispenser/waste receptacles, (3) toilet tissue/feminine napkin disposals, (2) mirrors, (1) pair of grab bars and (2) soap dispensers.
- ▶ One (1) diaper changing station shall be provided in each restroom.
- ▶ The toilet partitions shall be floor mounted, overhead braced. Urinal screens are to be designed for complete support to the wall structure. All mounting hardware to be a heavy duty design, using theft resistant one-way screws. All panels to be solid polymer resin 1" thick with uniformly machined radius edges. All partitions are to be connected to the wall with a continuous bracket. As manufactured by Santana (or equal).
- ▶ The men's restroom facilities shall consist of (1) water closet, (1) ADA water closet, (1) ADA urinal (w/carrier), (1) urinal (w/carrier), (1) counter-top lavatory, (1) ADA wall-hung lavatory (w/carrier), (1) interior hose bib (w/loose tee key) and (1) floor drains.

- ▶ The women's restroom facilities shall consist of (3) water closets, (1) ADA water closet, (1) counter-top lavatory, (1) ADA wall-hung lavatory (w/carrier), (1) interior hose bib (w/loose tee key) and (1) floor drains.
- ▶ One (1) "bi-level" ADA stainless steel electric water cooler shall be installed on the exterior of the Restroom/Concession Building.
- ▶ A recessed wall hydrants (w/lockable box) shall be installed in the exterior wall of the Restroom/Concession Building.
- ▶ The janitors room shall contain (1) mop basin, (1) mop hanger and (1) hose/hose bracket.
- ▶ One (1) hot water heater (30 gallon) shall be installed above the mop sink.
- ▶ Domestic hot water piping shall be provided to the 3-compartment sink, hand sink, lavatories and mop basin.
- ▶ The men's restroom, the women's restroom, the janitors room and the concession area shall be provided with mechanical ventilation in accordance with the Florida Building Code.
- ▶ An electric room shall be constructed to contain all the equipment associated with the main restroom/concession building electric service and shall serve as the distribution point for power to the surrounding ballfields.
- ▶ Vandal resistant fluorescent lights, as manufactured by Kenall Manufacturing (or equal), shall be provided in the men's and women's restrooms.
- ▶ Wraparound fluorescent light fixtures, as manufactured by Columbia Lighting (or equal), shall be provided in the concession area.
- ▶ Fluorescent strip light fixtures with wire guards, as manufactured by Columbia Lighting (or equal), shall be provided in the janitors room, electric room and scorer's deck.
- ▶ Wall mounted vandal resistant light fixtures, as manufactured by Kim Lighting (or equal), shall be provided along the exterior of the restroom/concession building for security lighting. The security lighting shall be controlled with a timer.
- ▶ A lightning protection system in accordance with NFPA 780 and UL Publication 96A shall be installed for the concession/restroom building.

### **Landscaping/Irrigation:**

- ▶ Landscaping shall be provided through-out the developed portion of the project in accordance with the City of Miami code requirements.
- ▶ Native species will be planted wherever possible.
- ▶ Bahia/Seashore Paspalum sod shall be provided in all areas of development except for the athletic fields.
- ▶ The athletic fields will be constructed of rolled Bermuda Tifway 419 grass sod with a minimum of two inches (2") of growing soil.
- ▶ Trees installed in the athletic field areas shall provide shade for people but be situated such that the Bermuda grass is not blocked from the sunlight for long periods of time.
- ▶ ~~Irrigation controls shall be contained in lockable cabinets that will be hidden from the~~

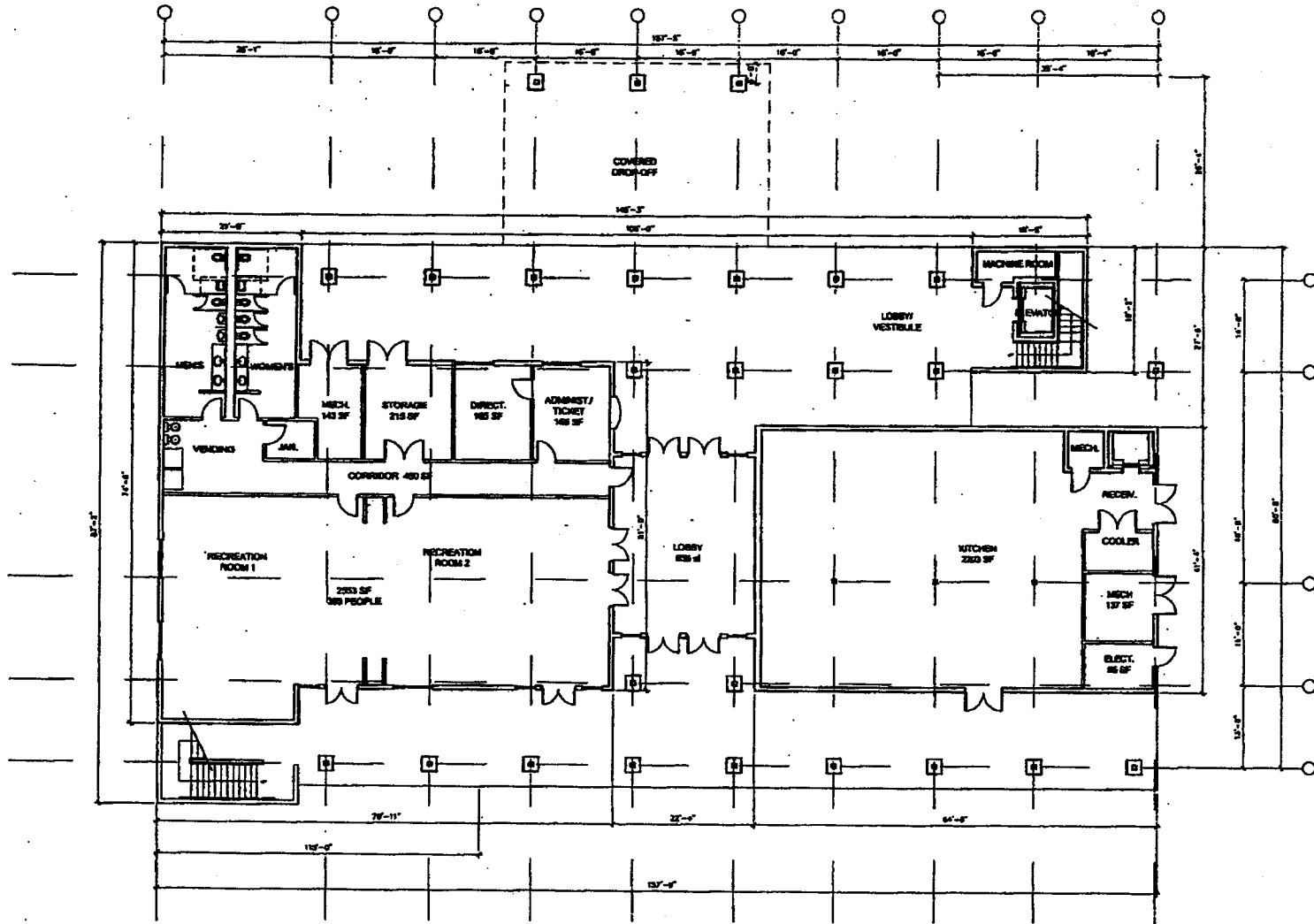
- view of public areas in the park.
- ▶ Irrigation systems shall be provided with rain/moisture sensors.
  - ▶ An irrigation system that provides full coverage shall be installed for the athletic fields.
  - ▶ A separate zone will be provided for each clay infield and a quick connect installed behind each pitchers mound.

### **General Provisions:**

- ▶ RDC shall provide complete civil, landscape, irrigation, pool, architectural, structural, mechanical, plumbing and electrical plans necessary to permit and construct all phases of the proposed Grapeland Heights Park project.
- ▶ RDC shall provide topographical surveys, including construction stakeout, necessary to complete the Phase I portion of the proposed project.
- ▶ RDC shall provide all geotechnical services required to complete Phase I.
- ▶ RDC shall be responsible to provide all necessary temporary power, water, telephone and sanitary facilities during Phase I construction of the proposed project.
- ▶ RDC shall be responsible to secure all required permitting.

### **Responsibilities of Others:**

- ▶ City of Miami permitting and review fees shall be reimbursed by the Owner at actual costs.
- ▶ Outside agency permitting and review fees shall be reimbursed by the Owner at actual costs.
- ▶ Water meter(s) & impact fees.
- ▶ FPL service(s), up-grade(s), meter(s) & connection fees.



GROUND FLOOR PLAN  
SCALE 1/8" = 1'-0"



RECREATIONAL  
DESIGN AND  
CONSTRUCTION, INC.  
2801 South Pineapple Place  
P.O. Lakeland, FL 33809  
TAMM BRADLEY, P.E.  
PAUL BRADLEY, P.E.



Architects  
Engineers  
Planners

3996 N.W. 9th Avenue  
P.O. Clearwater, FL 34629  
TAMM BRADLEY, P.E. 813-461-6900  
PAUL BRADLEY, P.E. 813-461-6900

FL  
MIAMI

GRAPELAND PARK  
FL

JOB NUMBER  
P2004-129

FILE NO.: 0321005

DRAWN : DGR  
REVIEWED : DGR/MJA  
CHECKED : DGR/MJA

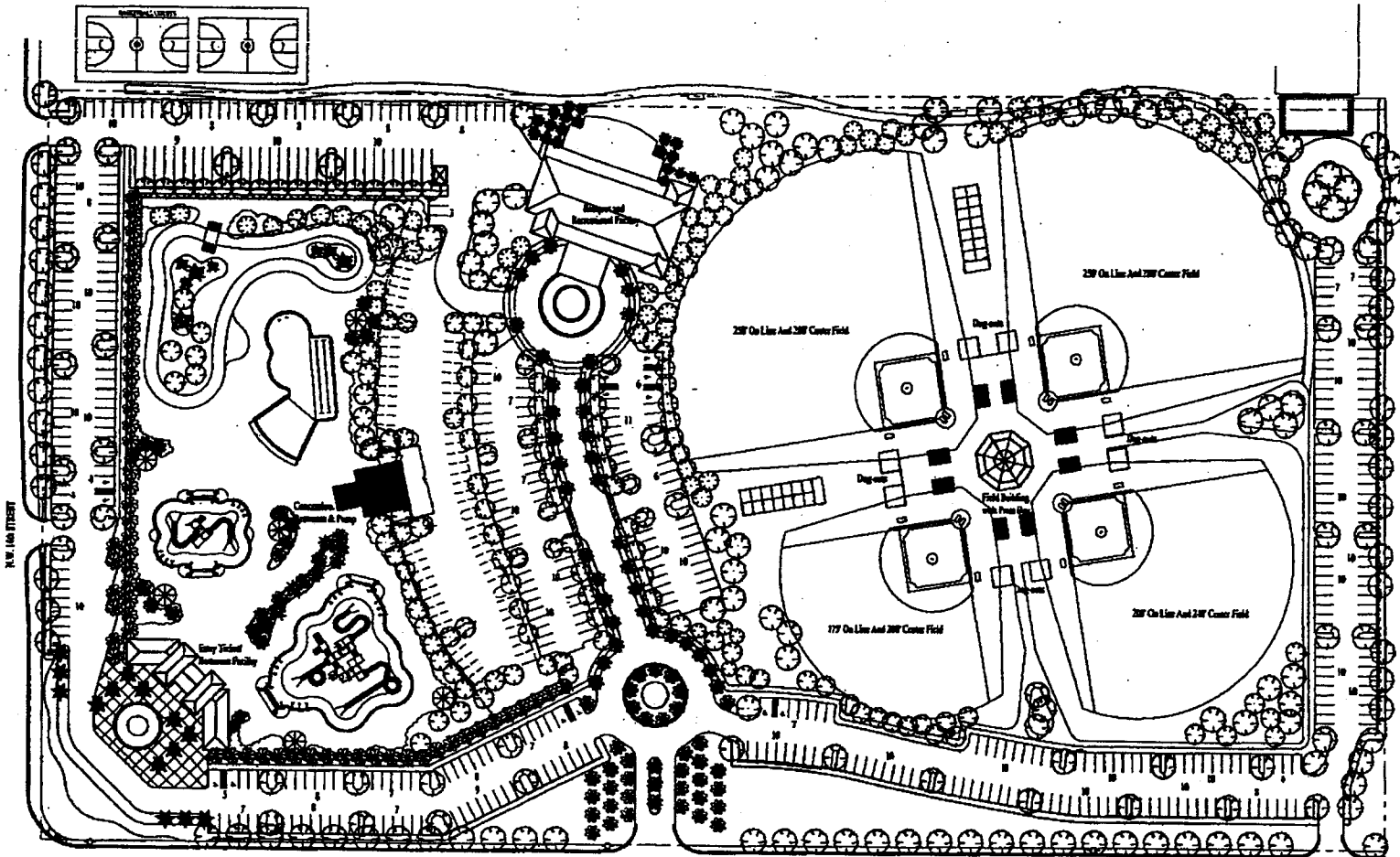
DATE : 02/21/05

ISSUE/REVISIONS

NO.	DATE	DESCRIPTION

SHEET TITLE  
FIRST FLOOR PLAN

SHEET NUMBER  
A1.0



- | PLANTING LEGEND       | PARKING COLORS         |
|-----------------------|------------------------|
| Shade Trees           | Regulator's Office 496 |
| Medium Trees          | M.C. 11                |
| Royal Palms           | Tomb 587               |
| Modified Dwarf Palms  |                        |
| Palms and Small Trees |                        |
| Shrub/Coverstock      |                        |

ARCHITECTURAL SITE PLAN  
SCALE 1" = 10'



RECREATIONAL  
DESIGN AND  
CONSTRUCTION, INC.  
1800 South Pinecrest Drive  
P.O. Box 10000  
Miami, FL 33109  
Phone: 854-553-3200  
Fax: 854-553-3200



Architects  
Engineers  
Planners  
3090 N.W. 97th Avenue  
P.O. Box 10000, Ft. Lauderdale, FL 33309  
Phone: 561-531-1100 Fax: 561-531-0700  
MCA201142 80000022

New Construction for  
**GRAPELAND PARK** FL  
Miami, FL

JOB NUMBER  
P2004-129  
Proj. No. : 02000906

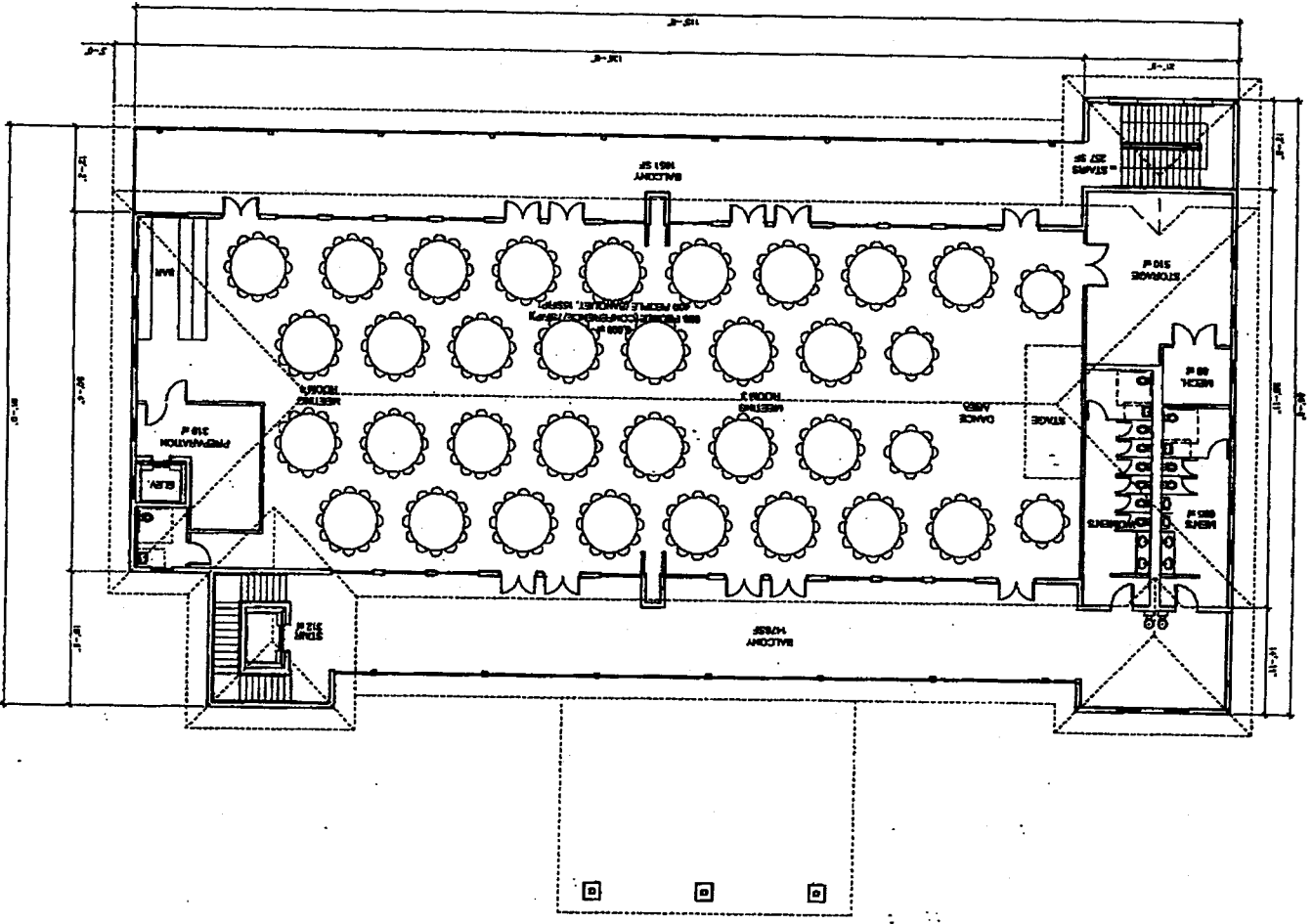
DRAWN :  
REVIEWED :  
CHECKED :  
DATE : 02/1/03  
ISSUE/REVISIONS

NO.	DESCRIPTION	DATE

SHEET TITLE  
**SITE PLAN**  
SHEET NUMBER  
**SP1.0**

ALL RIGHTS RESERVED BY RECREATIONAL DESIGN AND CONSTRUCTION, INC. AND GRTB. NO PART OF THIS DOCUMENT MAY BE REPRODUCED OR TRANSMITTED IN ANY FORM OR BY ANY MEANS, ELECTRONIC OR MECHANICAL, WITHOUT PERMISSION IN WRITING FROM RECREATIONAL DESIGN AND CONSTRUCTION, INC.

SECOND FLOOR PLAN



A2.0  
SHEET NUMBER

SECOND FLOOR PLAN

SHEET TITLE

NO.	DATE	ISSUES/REVISIONS

DATE : 02/10/03  
 CHECKED : GRAYL  
 DRAWN : DUAL  
 FILE NO. : 20004-129  
 JOB NUMBER


GRAPELAND PARK  
 MIAMI, FL

Architects  
 Engineers  
 Planners

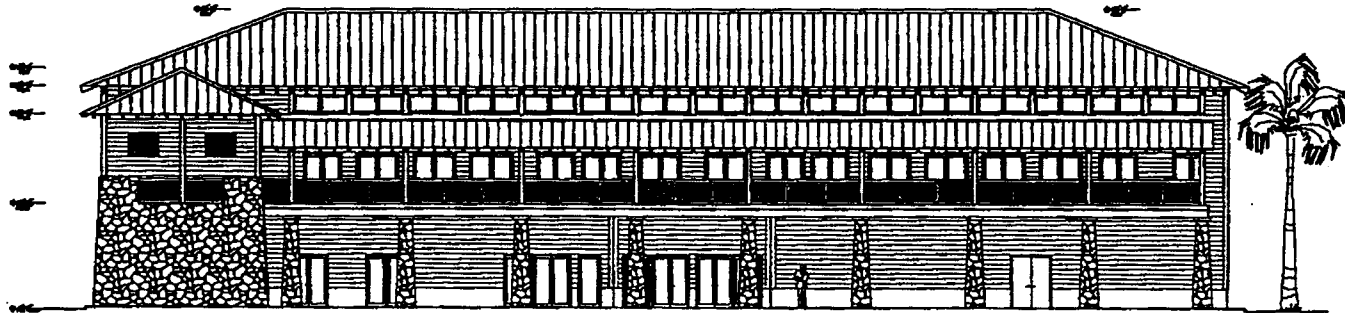


DESIGNED BY  
 CONSULTING INC.  
 2000 South American Blvd  
 Ft. Lauderdale, FL 33309  
 PHONE: 561-525-5252  
 FAX: 561-525-5252





EAST ELEVATION  
SCALE: 1/8" = 1'-0"



WEST ELEVATION  
SCALE: 1/8" = 1'-0"



RECREATIONAL  
DESIGN AND  
CONSTRUCTION, INC.  
2006 NORTH WASHINGTON ROAD  
P.O. BOX 10000  
MIAMI, FL 33108  
PH: 781.333.2222  
FAX: 781.333.2222



Architects  
Engineers  
Planners

3006 N.W. 9th Avenue  
P.O. Box 10000  
Miami, FL 33108  
PH: 781.333.2222  
FAX: 781.333.2222

GRAPELAND PARK  
FL  
Miami

JOB NUMBER  
P2004-129

FILE NO. : 08000004

DRAWN : D.B.R.  
REVIEWED : D.B.R./J.A.L.  
CHECKED : G.H.A.J.E.

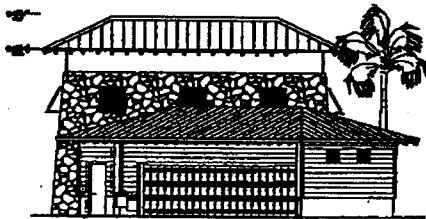
DATE : 08/28/04  
ISSUE/REVISIONS

NO.	DATE	DESCRIPTION


SHEET TITLE

ELEVATIONS


SHEET NUMBER  
A3.0



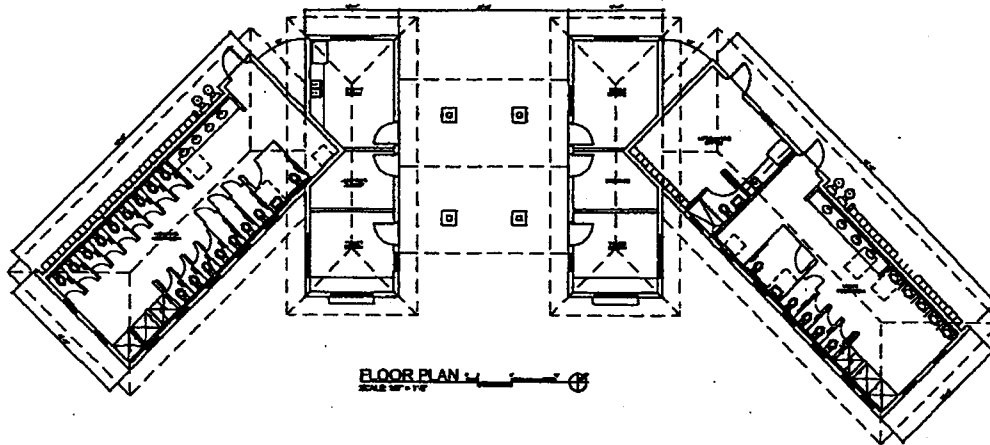
WEST ELEVATION  
SCALE: 1/4" = 1'-0"



SOUTH ELEVATION  
SCALE: 1/4" = 1'-0"



NORTH ELEVATION  
SCALE: 1/4" = 1'-0"



FLOOR PLAN  
SCALE: 1/4" = 1'-0"



REGISTRATION  
DESIGN AND  
CONSTRUCTION, INC.  
3805 North Pompano Road  
P.O. Box 13000  
Miami, FL 33130  
Tel: 305.350.2000  
Fax: 305.350.2000



Architects  
Engineers  
Planners

3900 N.W. 19th Avenue  
P.O. Box 10000  
West Miami, FL 33137  
A/C200142    12/0000222

New Construction for:  
**GRAPELAND PARK**  
Miami, FL

JOB NUMBER  
P2004-129

FILE NO. : 1293006

DRAWN: DEB  
REVIEWED: DEB/MJA  
CHECKED: GAN/MJA

DATE: 02/21/05

ISSUE/REVISIONS


NO.	DESCRIPTION	DATE

SHEET TITLE

FLOOR PLAN/  
ELEVATIONS

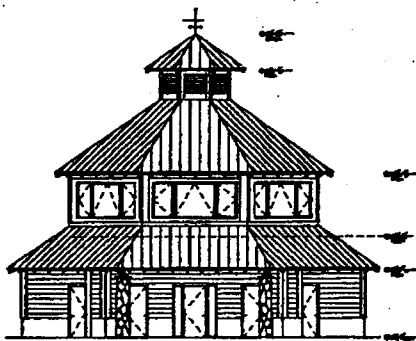
SHEET NUMBER

A4.0




WEST ELEVATION

SCALE 1/4" = 1'-0"




SOUTH ELEVATION

SCALE 1/4" = 1'-0"



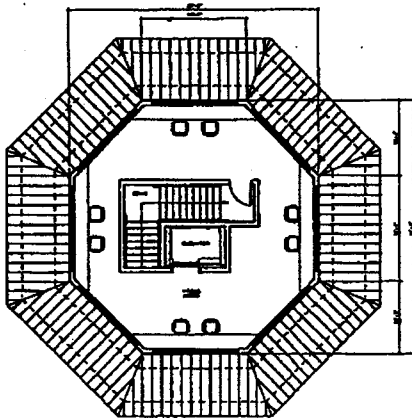
NORTH ELEVATION

SCALE 1/4" = 1'-0"



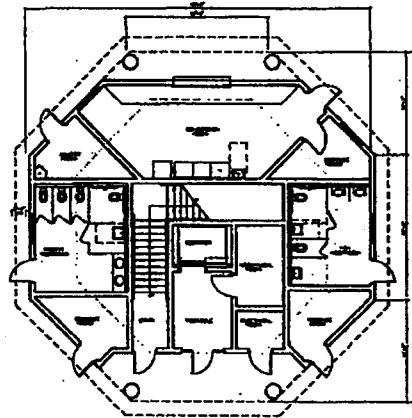
EAST ELEVATION

SCALE 1/4" = 1'-0"



SECOND FLOOR PLAN

SCALE 1/4" = 1'-0"



GROUND FLOOR PLAN

SCALE 1/4" = 1'-0"



RACHADONAL  
DESIGN AND  
CONSTRUCTION, INC.  
2805 main Parkway Road  
FL Lauderdale, FL 33309  
Phone: 561-521-2288  
Fax: 561-521-2288



Architects  
Engineers  
Planners

3990 N.W. 9th Avenue  
FL Lauderdale, FL 33309  
Phone: 561-521-1111 Fax: 561-521-0707  
ARC002142 EBC002022

New Construction for:  
**GRAPELAND PARK**  
MIAMI, FL

JOB NUMBER  
P2004-129

FILE NO. : EBC002022

DRAWN : DGM  
REVIEWED : DBHALL  
CHECKED : GANJEE

DATE : 02/10/04

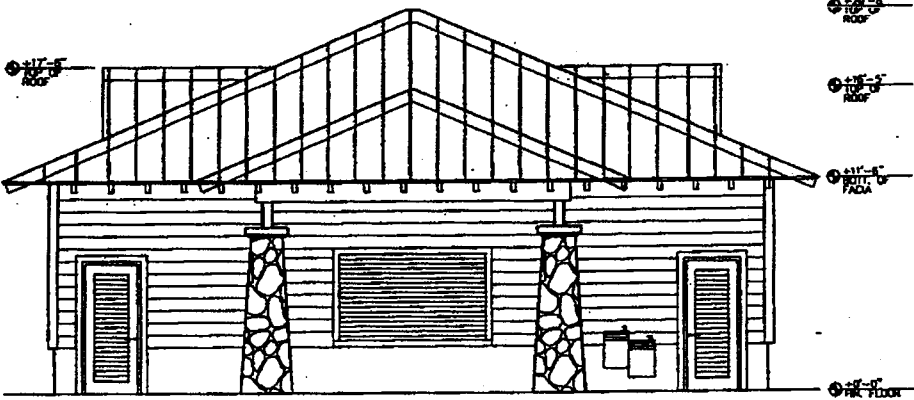
ISSUE/REVISIONS

SHEET TITLE

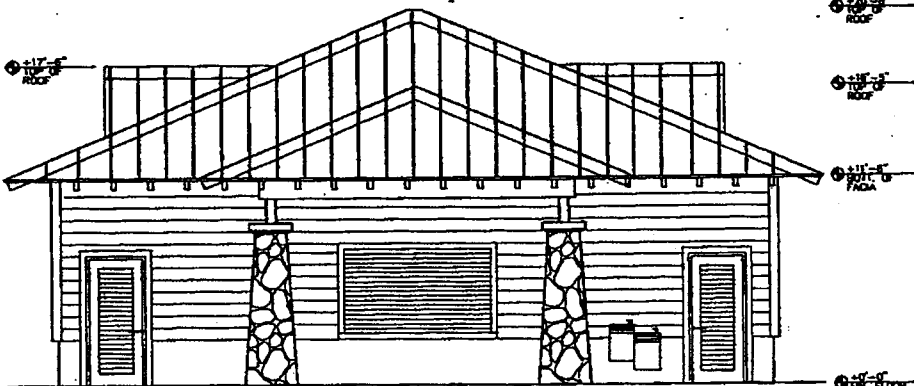
FLOOR PLANS  
ELEVATIONS

SHEET NUMBER

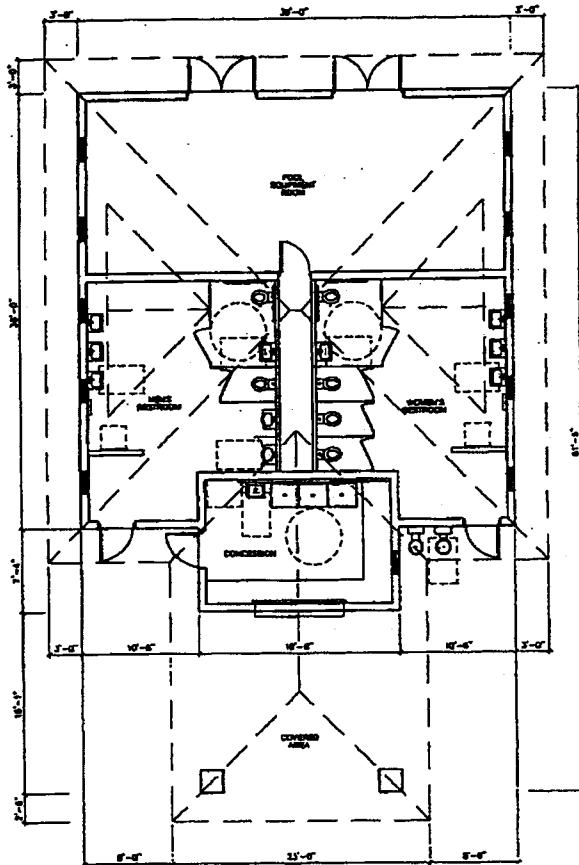
A5.0



FRONT ELEVATION



SIDE ELEVATION



FLOOR PLAN



RECREATIONAL  
DESIGN AND  
CONSTRUCTION, INC.  
2801 North Pinecrest Road  
P.O. Box 28122  
Miami, FL 33132  
Phone: (305) 888-3300  
Fax: (305) 888-3325



Architects  
Engineers  
Planners

3996 N.W. 7th Avenue  
P.O. Box 10180  
Miami, FL 33101  
Tel: (305) 274-2929  
FACSIMILE: (305) 274-2922

New Construction for:  
**GRAPELAND PARK**  
Miami,  
FL

JOB NUMBER  
P2004-129

FILES NO.: 27375638

DRAWN: DGA  
REVIEWED: DGMAL  
CHECKED: GKALUF

DATE: 02/2005

ISSUES/REVISIONS

SHEET TITLE

FLOOR PLAN

ELEVATIONS

SHEET NUMBER

A6.0

**EXHIBIT C**  
**SCHEDULE OF SDBE PARTICIPATION**

**EXHIBIT "C"**

**RECREATIONAL DESIGN & CONSTRUCTION, INC.**  
**SDBE AFFIRMATIVE ACTION PLAN**

**POLICY STATEMENT**

It is the policy of *Recreational Design & Construction, Inc. (RDC, Inc.)*, that disadvantaged businesses, as defined by 49 CFR Part 26, Subpart D and implemented by the Division of Equal Employment and Small Business Opportunity shall have the maximum opportunity to participate as subcontractors and suppliers on all contracts awarded by City of Miami.

The requirements of 49 CFR Part 26, Subpart D, shall apply to all contracts entered into between City of Miami and *RDC, Inc.* Subcontractors and/or suppliers to *RDC, Inc.*, will also be bound by the requirements of 49 CFR Part 26, Subpart D.

*RDC, Inc.*, and its subcontractors shall take all necessary and reasonable steps in accordance with 49 CFR Part 26, Subpart D, to ensure that disadvantaged businesses have the opportunity to compete and perform work contracted with City of Miami.

*RDC, Inc.*, and its subcontractors shall not discriminate on the basis of race, color, religion, national origin, disability, sex, or age in the administration of contracts with City of Miami.

**DESIGNATION OF LIAISON OFFICER**

*RDC, Inc.*, has designated and appointed a Liaison Officer to develop, maintain, and monitor the DBE Affirmative Action Plan. The Liaison Officer will aggressively recruit disadvantaged businesses as subcontractors and suppliers for all contracts with City of Miami. The Liaison Officer will submit all records, reports and documents required by City of Miami, and shall maintain such records for a period of not less than three (3) years, or as directed by any specific contractual requirements of City of Miami. The Liaison Officer will be responsible for disseminating this policy statement. The statement will be posted on the notice boards of the Company.

The following individual has been designated Liaison Officer with responsibilities for implementing the Company's SDBE Affirmative Action Plan in accordance with the requirements of City of Miami.

**Recreational Design & Construction, Inc.**  
3990 North Powerline Road  
Oakland Park, FL 33309  
~~(854) 566-2895~~

## **AFFIRMATIVE ACTION METHODS**

In order to formulate a realistic Affirmative Action Plan, *RDC, Inc.*, has identified the following known barriers to participation by disadvantaged subcontractors:

- 1) Lack of qualified disadvantaged subcontractors in our specific geographical areas of work;
- 2) Lack of certified disadvantaged subcontractors who seek to perform City of Miami work;
- 3) Lack of interest in performing on City of Miami contacts;
- 4) Lack of response when requested to bid;
- 5) Limited knowledge of City of Miami plans and specifications to prepare a responsible bid.

In view of the barriers to disadvantaged businesses stated above, it shall be the policy of *RDC, Inc.*, to provide maximum opportunity by utilizing the following affirmative action methods to ensure DBE participation:

- 1) Provide written notice to all certified SDBE subcontractors in the geographical area where the work is to be performed;
- 2) Advertise in minority focused media concerning subcontract opportunities with the *RDC, Inc.*;
- 3) Select portions of the work to be performed by DBEs in order to increase the likelihood of meeting contract goals;
- 4) Provide adequate information about the plans, specifications and requirements of the contract, not rejecting subcontractors without sound reasons based on a thorough investigation of their capabilities;
- 5) Waive requirements of performance bonds where it is practical to do so;
- 6) Attend pre-bid meetings held by City of Miami to apprise disadvantaged subcontractors of opportunities with *RDC, Inc.*
- 7) Follow up on initial solicitations of interest of DBEs to determine whether the DBE is interested in the subcontract opportunity.

*RDC, Inc.*, understands that this list of affirmative action methods is not exhaustive and will include additional approaches after having established familiarity with the disadvantaged subcontracting community and/or determined the stated approaches to be ineffective.

## **IMPLEMENTATION**

On contracts with specific DBE goals, *RDC, Inc.*, will make every effort to meet 20% contract goals as stated by utilizing its affirmative action methods. On projects with no specific goals, *RDC, Inc.* will, as an expression of good faith, seek to utilize DBE subcontractors where work is to be subcontracted.

## REPORTING

*RDC, Inc.*, shall keep and maintain such records as are necessary to determine the Company's compliance with its DBE Affirmative Action Plan.

The company will design its record-keeping system to indicate:

- 1) The number of DBE subcontractors and suppliers used by the Company, identify the items of work, materials and services provided;
- 2) The efforts and progress being made in obtaining DBE subcontractors through local and community sources;
- 3) Documentation of all contracts, to include correspondence, telephone calls, newspaper advertisements, etc, to obtain DBE participation on all City of Miami projects;
- 4) The Company shall comply with City of Miami's requirements regarding payments to subcontractors including DBE for each (estimate period) in which the companies have worked.

## DBE DIRECTORY

*RDC, Inc.*, will utilize the DBE directory published by The City of Miami.

**Recreational Design & Construction, Inc.**  
**Joseph C. Cerrone, III**  
**President**  
**(954) 566-3885**

---

Joseph C. Cerrone, III  
President

---

Date



**EXHIBIT D**

**CERTIFICATE OF INSURANCE**

(See Section 45.5 - Insert form Certificate's of Insurance)

# ACORD CERTIFICATE OF LIABILITY INSURANCE

CSR DI  
RECRE-1

DATE (MM/DD/YYYY)  
12/06/04

**PRODUCER**  
P.J.K. INSURANCE, INC.  
2500 NORTH POWERLINE ROAD  
POMPANO BEACH FL 33069  
Phone: 954-979-5855 Fax: 954-979-6788

**INSURED**  
Recreational Design &  
Construction, Inc.  
3990 Powerline Rd  
Oakland Park FL 33309

THIS CERTIFICATE IS ISSUED AS A MATTER OF INFORMATION ONLY AND CONFERS NO RIGHTS UPON THE CERTIFICATE HOLDER. THIS CERTIFICATE DOES NOT AMEND, EXTEND OR ALTER THE COVERAGE AFFORDED BY THE POLICIES BELOW.

INSURERS AFFORDING COVERAGE	NAIC #
INSURER A: Lexington Insurance Company	
INSURER B: LANDMARK INSURANCE CO.	
INSURER C: ASSURANCE CO OF AMERICA	19305
INSURER D: HARBOR SPECIALTY INS. CO.	
INSURER E: COLUMBIA CASUALTY INS. CO.	

## COVERAGES

THE POLICIES OF INSURANCE LISTED BELOW HAVE BEEN ISSUED TO THE INSURED NAMED ABOVE FOR THE POLICY PERIOD INDICATED. NOTWITHSTANDING ANY REQUIREMENT, TERM OR CONDITION OF ANY CONTRACT OR OTHER DOCUMENT WITH RESPECT TO WHICH THIS CERTIFICATE MAY BE ISSUED OR MAY PERTAIN, THE INSURANCE AFFORDED BY THE POLICIES DESCRIBED HEREIN IS SUBJECT TO ALL THE TERMS, EXCLUSIONS AND CONDITIONS OF SUCH POLICIES. AGGREGATE LIMITS SHOWN MAY HAVE BEEN REDUCED BY PAID CLAIMS.

RSR ADD'L LTR INSRD	TYPE OF INSURANCE	POLICY NUMBER	POLICY EFFECTIVE DATE (MM/DD/YY)	POLICY EXPIRATION DATE (MM/DD/YY)	LIMITS
A	<input checked="" type="checkbox"/> GENERAL LIABILITY <input checked="" type="checkbox"/> COMMERCIAL GENERAL LIABILITY <input type="checkbox"/> CLAIMS MADE <input checked="" type="checkbox"/> OCCUR <input checked="" type="checkbox"/> \$10,000 Ded. GEN'L AGGREGATE LIMIT APPLIES PER: <input checked="" type="checkbox"/> POLICY <input type="checkbox"/> PRO-JECT <input type="checkbox"/> LOC	2897484	06/09/05	03/15/05	EACH OCCURRENCE \$1,000,000
					DAMAGE TO RENTED PREMISES (Ea occurrence) \$50,000
C	<input checked="" type="checkbox"/> AUTOMOBILE LIABILITY <input checked="" type="checkbox"/> ANY AUTO <input type="checkbox"/> ALL OWNED AUTOS <input type="checkbox"/> SCHEDULED AUTOS <input type="checkbox"/> HIRED AUTOS <input type="checkbox"/> NON-OWNED AUTOS	037733871	03/12/04	03/12/05	COMBINED SINGLE LIMIT (Ea accident) \$1,000,000
					BODILY INJURY (Per person) \$
					BODILY INJURY (Per accident) \$
					PROPERTY DAMAGE (Per accident) \$
	<input type="checkbox"/> GARAGE LIABILITY <input type="checkbox"/> ANY AUTO				AUTO ONLY - EA ACCIDENT \$
					OTHER THAN AUTO ONLY: EA ACC \$
B	<input checked="" type="checkbox"/> EXCESS/UMBRELLA LIABILITY <input checked="" type="checkbox"/> OCCUR <input type="checkbox"/> CLAIMS MADE <input type="checkbox"/> DEDUCTIBLE <input checked="" type="checkbox"/> RETENTION \$10,000	LHN025066	03/15/04	03/15/05	EACH OCCURRENCE \$3,000,000
					AGGREGATE \$
D	<input checked="" type="checkbox"/> WORKERS COMPENSATION AND EMPLOYERS' LIABILITY ANY PROPRIETOR/PARTNER/EXECUTIVE OFFICER/MEMBER EXCLUDED? If yes, describe under SPECIAL PROVISIONS below	099000006248203	12/01/04	12/01/05	<input checked="" type="checkbox"/> WC STATUS: TORY LIMITS <input type="checkbox"/> OTH-ER
					E.L. EACH ACCIDENT \$1,000,000
					E.L. DISEASE - EA EMPLOYEE \$1,000,000
E	<input type="checkbox"/> OTHER <input checked="" type="checkbox"/> Professional Liability (E&O)	CPE114045042	10/01/04	10/01/05	Per Claim \$1,000,000 Aggregate \$1,000,000

DESCRIPTION OF OPERATIONS / LOCATIONS / VEHICLES / EXCLUSIONS ADDED BY ENDORSEMENT / SPECIAL PROVISIONS  
 CERTIFICATE HOLDER IS NAMED ADDITIONAL INSURED FOR GENERAL LIABILITY.

## CERTIFICATE HOLDER

MIAMIDA

MIAMI-DADE COUNTY  
 CSA RISK MGMT DIVISION  
 111 NW FIRST STREET  
 MIAMI FL 33128

## CANCELLATION

SHOULD ANY OF THE ABOVE DESCRIBED POLICIES BE CANCELLED BEFORE THE EXPIRATION DATE THEREOF, THE ISSUING INSURER WILL ENDEAVOR TO MAIL 30 DAYS WRITTEN NOTICE TO THE CERTIFICATE HOLDER NAMED TO THE LEFT, BUT FAILURE TO DO SO SHALL IMPOSE NO OBLIGATION OR LIABILITY OF ANY KIND UPON THE INSURER, ITS AGENTS OR REPRESENTATIVES.

AUTHORIZED REPRESENTATIVE  
 [Signature]  
 RICHARD J. FANE, CEO

© ACORD CORPORATION 198

**EXHIBIT E**  
**FORM OF PERFORMANCE BOND**

# Design-Build Performance Bond

**EXHIBIT E**

Bond No.:

The Owner, \_\_\_\_\_ (the "Owner") and the Design-Builder, \_\_\_\_\_ (the "Design-Builder") have entered into a Contract (the "Contract") dated \_\_\_\_\_ for \_\_\_\_\_ (the "Project"). The Contract is incorporated by reference into this Performance Bond (the "Bond").

By virtue of this Bond, the Design-Builder as Principal and \_\_\_\_\_ as Surety ("Surety"), are bound to the Owner as Obligee in the maximum amount of \_\_\_\_\_ Dollars (\$) (the "Bond Sum"). The Design-Builder and Surety hereby bind themselves, their heirs, executors, administrators, successors and assigns, jointly and severally, as provided herein.

1. **GENERAL CONDITIONS.** It is the condition of this Bond that if the Design-Builder performs the construction work called for pursuant to the Contract, the Surety's obligations under this Bond are null and void. Otherwise the Surety's obligations shall remain in full force and effect. The Surety waives any requirement to be notified of alterations or extensions of time made by the Owner in the Contract. The Owner may not invoke the provisions of this Bond unless the Owner has performed its obligations pursuant to the Contract. Upon making demand on this Bond, the Owner shall make the Contract Balance (the total amount payable by the Owner to the Design-Builder pursuant to the Contract less amounts properly paid by the Owner to the Design-Builder) available to the Surety for completion of the construction work.
2. **SURETY OBLIGATIONS.** If the Design-Builder is in default pursuant to the Contract and the Owner has declared the Design-Builder in default, the Surety promptly may remedy the default or shall:
  - a. Complete the construction work with the consent of the Owner, through the Design-Builder or otherwise;
  - b. Arrange for the completion of the construction work by a design-builder acceptable to the Owner and secured by performance and payment bonds equivalent to those for the Contract issued by a qualified surety. The Surety shall make available as the construction work progresses sufficient funds to pay the cost of completion of the construction work less the Contract Balance up to the Bond Sum or
  - c. Waive its right to complete the construction work and reimburse the Owner the amount of its reasonable costs, not to exceed the Bond Sum, to complete the construction work less the Contract Balance.
3. **NO LIABILITY FOR DESIGN.** Pursuant to Article 2 of the Bond, the Surety shall be liable for all construction costs of the Work, up to the Bond Sum, but shall not be liable for any costs or damages arising from any design services provided pursuant to the Contract.
4. **DISPUTE RESOLUTION.** All disputes pursuant to this Bond shall be instituted in any court of competent jurisdiction in the location in which the Project is located and shall be commenced within two years after default of the Design-Builder or Substantial Completion of the Work, which ever occurs first. If this provision is prohibited by law, the minimum period of limitation available to sureties in the jurisdiction shall be applicable.

This Bond is entered into as of \_\_\_\_\_.

**DESIGN-BUILDER:**

By: \_\_\_\_\_

Print Name: \_\_\_\_\_

Print Title: \_\_\_\_\_

Witness: \_\_\_\_\_

**SURETY:**

By: \_\_\_\_\_

Print Name: \_\_\_\_\_

Print Title: Attorney-In-Fact and Florida Resident Agent

Witness: \_\_\_\_\_

**EXHIBIT F**  
**FORM OF PAYMENT BOND**

**Payment Bond**

**Bond No.:**

**Contractor** (Name and Address)

**Surety** (Name and Principal Place of Business)

**Owner:** (Name and Address)

**CONSTRUCTION CONTRACT**

**Date:**  
**Amount:**  
**Description** (Name and Location):

**BOND**

**Date:**(Not earlier than Construction Contract Date):  
**Amount:**  
**Modifications to this Bond:**

None

See Page 4

**CONTRACTOR AS PRINCIPAL**

**Company:** (Corporate Seal)

**SURETY**

**Company:** (Corporate Seal)

**By:** \_\_\_\_\_  
Name and Title:

**By:** \_\_\_\_\_  
Name and Title: \_\_\_\_\_, Attorney-In-Fact and  
Florida Resident Agent

(Any additional signatures appear on page 5)

(FOR INFORMATION ONLY-Name, Address and Telephone)

Agent or Broker  
Brown & Brown, Inc.  
P.O. Box 5727  
Ft. Lauderdale FL 33310-5727  
954-776-2222

Owner's Representative (Architect or Engineer)

1 The Contractor and the Surety, jointly and severally, bind themselves, their heirs, executors, administrators, successors and assigns to the Owner to pay for labor, materials and equipment furnished for use in the performance of the construction Contract, which is incorporated herein by reference.

2 With respect to the Owner, this obligation shall be null and void if the Contractor:

2.1 Promptly makes payment, directly or indirectly, for all sums due Claimants, and

2.2 Defends, indemnifies and holds harmless the Owner from claims, demands, liens or suits by any person or entity whose claim, demand, lien or suit is for the payment for labor, materials or equipment furnished for the use in the performance of the Construction Contract provided the Owner has promptly notified the Contractor and the Surety (at the address described in Paragraph 12) of any claims, demands, liens or suits to the Contractor and the surety, and provided there is no Owner Default.

3 With respect to Claimants, this obligation shall be null and void if the Contractor promptly makes payment, directly or indirectly, for all sums due.

4 The Surety shall have no obligation to Claimants under this bond until:

4.1 Claimants who are employed by or have a direct contract with the Contractor have given notice to the surety (at the address described in Paragraph 12) and sent a copy, or notice thereof, to the Owner, stating that a claim is being made under this Bond and, with substantial accuracy, the amount of the claim.

4.2 Claimants who do not have a direct contract with the Contractor:

1 Have furnished written notice to the Contractor and sent a copy, or notice thereof, to the Owner, within 90 days after having last performed labor or last furnished materials or equipment included in the claim stating, with substantial accuracy, the amount of the claim and the name of the party to whom the materials were furnished or supplied or for whom the labor was done or performed; and

2 Have either received a rejection in whole or in part from the Contractor, or not received within 30 days of furnishing the above notice any communication from the Contractor by which the Contractor has indicated the claim will be paid directly or indirectly; and

3 Not having been paid within the above 30 days, have sent a written notice to the surety (at the address described in Paragraph 12) and sent a copy, or notice thereof, to the Owner, stating that a claim is being made under this Bond and enclosing a copy of the previous written notice furnished to the Contractor.

5 If a notice by Paragraph 4 is given by the Owner to the Contractor or to the Surety, that is sufficient compliance.

6 When the Claimant has satisfied the conditions of Paragraph 4, the Surety shall promptly and at the Surety's expense take the following actions:

6.1 Send an answer to the Claimant, with a copy to the Owner, within 45 days after receipt of the claim, stating the amounts that are undisputed and the basis for challenging any amounts that are disputed.

6.2 Pay or arrange for payment of any undisputed amounts.

7 The Surety's total obligation shall not exceed the amount of this Bond, and the amount of this Bond shall be credited for any payments made in good faith by the Surety.

8 Amounts owed by the Owner to the Contractor under the Construction Contract shall be used for the performance of the Construction Contract and to satisfy claims, if any, under any Construction Performance Bond. By the Contractor furnishing and the Owner accepting this Bond, they agree that all funds earned by the Contractor in the performance of the Construction Contract are dedicated to satisfy obligations of the Contractor and the Surety under this Bond, subject to the Owner's priority to use the funds for the completion of the work.

9 The Surety shall not be liable to the Owner, Claimants or others for obligations of the Contractor that are unrelated to the Construction Contract. The Owner shall not be liable for payment of any costs or expenses of any Claimant under this Bond, and shall have under this Bond no obligations to make payments to, give notices on behalf of, or otherwise have obligations to Claimants under this Bond.

10 The Surety hereby waives notice of any change, including changes of time, to the Construction Contract or to related subcontracts, purchase orders and other obligations.

11 No suit or action shall be commenced by a Claimant under this Bond other than in a court of competent jurisdiction in the location in which the work or part of the work is located or after the expiration of one year from the date (1) on which the Claimant gave the notice required by Subparagraph 4.1 or Clause 4.2.3, or (2) on which the last labor or service was performed by anyone or the last materials or equipment were furnished by anyone under the Construction Contract, whichever of (1) or (2) first occurs. If the provisions of this Paragraph are void or prohibited by law, the minimum period of limitation available to sureties as a defense in the jurisdiction of the suit shall be applicable.

12 Notice to the surety, the Owner or the Contractor shall be mailed or delivered to the address shown on the signature page. Actual receipt of notice by surety, the Owner or the Contractor, however accomplished, shall be sufficient compliance as of the date received at the address shown on the signature page.

13. When this Bond has been furnished to comply with a statutory or other legal requirement in the location where the construction was to be performed, any provision in this Bond conflicting with said statutory or legal requirement shall be deemed deleted herefrom and provisions conforming to such statutory or other legal requirement shall be deemed incorporated herein. The intent is that this Bond shall be construed as a statutory bond and not as a common law bond.

14 Upon receipt by any person or entity appearing to be a potential beneficiary of this Bond, the Contractor shall promptly furnish a copy of this Bond or shall permit a copy to be made.

## 15 DEFINITIONS

15.1 Claimant: an individual or entity having a direct contract with the Contractor or with a subcontractor of the Contractor to furnish labor, materials or equipment for use in the performance of the Contract.

The intent of this Bond shall be to include without limitation in the terms "labor, materials or equipment" that part of water, gas, power, light, heat, oil, gasoline, telephone service or rental equipment used in the Construction Contract, architectural and engineering services required for performance of the work of the Contractor and the Contractor's subcontractors, and all other items for which a mechanic's lien may be asserted in the jurisdiction where the labor, materials or equipment were furnished.

15.2 Construction Contract: The agreement between the Owner and the Contractor identified on the signature page, including all Contract Documents and changes thereto.

15.3 Owner Default: Failure of the Owner, which has neither been remedied nor waived, to pay the Contractor as required by the Construction Contract or to perform and complete or comply with the other terms thereof.

**MODIFICATIONS TO THIS BOND ARE AS FOLLOWS:**

**THIS BOND HEREBY IS AMENDED SO THAT THE PROVISIONS AND LIMITATIONS OF SECTION 255.05, FLORIDA STATUTES, ARE INCORPORATED HEREIN BY REFERENCE.**

(Space is provided below for additional signatures of added parties, other than those appearing on the cover page.)

CONTRACTOR AS PRINCIPAL  
Company:

(Corporate Seal)

SURETY  
Company:

(Corporate Seal)

By: \_\_\_\_\_  
Name and Title:

Address:

By: \_\_\_\_\_  
Name and Title: \_\_\_\_\_, Attorney-In-Fact and  
Florida Resident Agent  
Address:



**EXHIBIT G**

**CERTIFICATE OF SUBSTANTIAL COMPLETION**

**EXHIBIT G**

**CERTIFICATE OF SUBSTANTIAL COMPLETION:**

PROJECT: Grapeland Park Phase I

ARCHITECT:

BID/CONTRACT NUMBER:

TO: City of Miami

FIRM: Recreational Design & Construction Inc.

CONTRACT FOR:

NOTICE TO PROCEED DATE:

DATE OF ISSUANCE:

PROJECT OR DESIGNATED PORTION SHALL INCLUDE:

The Work performed under this Contract has been reviewed and found to be substantially complete and all documents required to be submitted by FIRM under the Contract Documents have been received and accepted. The Date of Substantial Completion of the Project or portion thereof designated above is hereby established as

which is also the date of commencement of applicable warranties required by the Contract Documents, except as stated below.

---

**DEFINITION OF DATE OF SUBSTANTIAL COMPLETION**

The Date of Substantial Completion of the Work or portion thereof designated by COM is the date certified by ARCHITECT when all conditions and requirements of permits and regulatory agencies have been satisfied and the Work, is sufficiently complete in accordance with the Contract Documents, so the Project is available for beneficial occupancy by COM. A temporary Certificate of Occupancy must be issued for Substantial Completion to be achieved, however, the issuance of a

**EXHIBIT G (cont.)**

temporary Certificate of Occupancy or the date thereof are not to be determinative of the achievement or date of Substantial Completion.

---

A list of items to be completed or corrected, prepared by ARCHITECT, is attached hereto. The failure to include any items on such list does not alter the responsibility of FIRM to complete all work in accordance with the Contract Documents. The date of commencement of warranties for items on the attached list will be the date of final payment unless otherwise agreed in writing.

\_\_\_\_\_  
ARCHITECT                      BY                      \_\_\_\_\_                      DATE

In accordance with Section 37 of the Contract, FIRM will complete or correct the work on the list of items attached hereto within thirty (30) days from the above Date of Substantial Completion.

\_\_\_\_\_  
FIRM                                      BY                                      \_\_\_\_\_                                      DATE

COM, through the Contract Administrator, accepts the Work or portion thereof designated by COUNTY as substantially complete and will assume full possession thereof at \_\_\_\_\_ (time) on \_\_\_\_\_ (date).

City of Miami                                      \_\_\_\_\_                                      DATE  
By Contract Administrator

---

The responsibilities of COM and FIRM for security, maintenance, heat, utilities, damage to the work and insurance shall be as follows:

**EXHIBIT H**

**FORM OF PAYMENT APPLICATION**



# APPLICATION AND CERTIFICATE FOR PAYMENT AIA DOCUMENT G702

(Instructions on reverse side) PAGE ONE OF \_\_\_\_\_ PAGES

TO (OWNER):

PROJECT:

APPLICATION NO:

Distribution to:

FROM (CONTRACTOR):

VIA (ARCHITECT):

PERIOD TO:

OWNER

ARCHITECT

CONTRACTOR

ARCHITECT'S

PROJECT NO:

CONTRACT FOR:

CONTRACT DATE:

## CONTRACTOR'S APPLICATION FOR PAYMENT

CHANGE ORDER SUMMARY		ADDITIONS	DEDUCTIONS
Change Orders Approved in previous month by Owner			
TOTAL			
Approved this Month			
Number	Date Approved		
TOTALS			
Net change by Change Orders			

The undersigned Contractor certifies that to the best of the Contractor's knowledge, information and belief the Work covered by this Application for Payment has been completed in accordance with the Contract Documents, that all amounts have been paid by the Contractor for Work for which previous Certificates for Payment were issued and payments received from the Owner, and that current payment shown herein is now due.

CONTRACTOR:

Signature: \_\_\_\_\_ Date: \_\_\_\_\_

## ARCHITECT'S CERTIFICATE FOR PAYMENT

In accordance with the Contract Documents, based on on-site observations and the data comprising the above application, the Architect certifies to the Owner that to the best of the Architect's knowledge, information and belief the Work has progressed as directed, the quality of the Work is in accordance with the Contract Documents, and the Contractor is entitled to payment of the AMOUNT CERTIFIED.

Application is made for Payment, as shown below, in connection with the Contract. Continuation Sheet, AIA Document G703, is attached.

1. ORIGINAL CONTRACT SUM ..... \$ \_\_\_\_\_
2. Net change by Change Orders ..... \$ \_\_\_\_\_
3. CONTRACT SUM TO DATE (Line 1 ± 2) ..... \$ \_\_\_\_\_
4. TOTAL COMPLETED & STORED TO DATE ..... \$ \_\_\_\_\_  
(Column G on G703)
5. RETAINAGE:
  - a. \_\_\_\_ % of Completed Work \$ \_\_\_\_\_  
(Column D + E on G703)
  - b. \_\_\_\_ % of Stored Material \$ \_\_\_\_\_  
(Column F on G703)
  - Total Retainage (Line 5a + 5b or Total in Column I of G703) ..... \$ \_\_\_\_\_
6. TOTAL EARNED LESS RETAINAGE ..... \$ \_\_\_\_\_  
(Line 4 less Line 5 Total)
7. LESS PREVIOUS CERTIFICATES FOR PAYMENT (Line 6 from prior Certificate) ..... \$ \_\_\_\_\_
8. CURRENT PAYMENT DUE ..... \$ \_\_\_\_\_
9. BALANCE TO FINISH, PLUS RETAINAGE ..... \$ \_\_\_\_\_  
(Line 3 less Line 6)

State of: \_\_\_\_\_ County of: \_\_\_\_\_  
 Subscribed and sworn to before me this \_\_\_\_\_ day of \_\_\_\_\_, 19\_\_\_\_  
 Notary Public: \_\_\_\_\_  
 My Commission expires: \_\_\_\_\_

AMOUNT CERTIFIED ..... \$ \_\_\_\_\_  
 (Attach explanation if amount certified differs from the amount applied for.)  
 ARCHITECT: \_\_\_\_\_

By: \_\_\_\_\_ Date: \_\_\_\_\_  
 This Certificate is not negotiable. The AMOUNT CERTIFIED is payable only to the Contractor named herein. Issuance, payment and acceptance of payment are without prejudice to any rights of the Owner or Contractor under this Contract.

EXHIBIT H

# CONTINUATION SHEET

IA Document G702, APPLICATION AND CERTIFICATE FOR PAYMENT, containing contractor's signed Certification is attached.  
 Tabulations below, amounts are stated to the nearest dollar.  
 See Column I on Contracts where variable retainage for line items may apply.

APPLICATION NUMBER:  
 APPLICATION DATE:  
 PERIOD TO:  
 ARCHITECT'S PROJECT NO:

A ITEM NO.	B DESCRIPTION OF WORK	C SCHEDULED VALUE	D WORK COMPLETED		E MATERIALS PRESENTLY STORED (NOT IN D OR E)	G		H BALANCE TO FINISH (C - G)	I RETAINAGE
			D FROM PREVIOUS APPLICATION (D + E)	E THIS PERIOD		G TOTAL COMPLETED AND STORED TO DATE (D + E + F)	% (G ÷ C)		

**EXHIBIT I**  
**FORM OF FINAL RECEIPT:**

[The following form will be used to show receipt of final payment for this Contract.]

FINAL RECEIPT FOR CONTRACT NO. \_\_\_\_\_ ^ \_\_\_\_\_

Received this \_\_\_\_\_ day of \_\_\_\_\_, 20\_\_\_\_, from COM, the sum of \_\_\_\_\_ Dollars (\$\_\_\_\_\_) as full and final payment to FIRM for all work and materials for the Project described as:

This sum includes full and final payment for all extra work and material and all incidentals.

FIRM hereby indemnifies and releases COM from all liens and claims whatsoever arising out of the Contract and Project.

FIRM hereby certifies that all persons doing work upon or furnishing materials or supplies for the Project have been paid in full. In lieu of this certification regarding payment for work, materials and supplies, FIRM may submit consent of surety to final payment in a form satisfactory to COM.

FIRM further certifies that all taxes imposed by Chapter 212, Florida Statutes (Sales and Use Tax Act), as amended, have been paid and discharged.

[If incorporated sign below.]

FIRM

ATTEST:

\_\_\_\_\_  
(Name)

\_\_\_\_\_  
Secretary

By \_\_\_\_\_  
Title

(CORPORATE SEAL)

Date: \_\_\_\_\_

[If not incorporated sign below.]

FIRM

WITNESSES:

\_\_\_\_\_  
(Name)

\_\_\_\_\_


By \_\_\_\_\_

\_\_\_\_\_

Date: \_\_\_\_\_



**EXHIBIT J**  
**CONSTRUCTION SCHEDULE**



Grapeland Heights Park  
 Date: Thu 2/24/05  
 preliminary Project schedule.mpp

Task: Progress: Summary: External Tasks: Deadline:   
 Split: Milestone: Project Summary: External Milestone:

**EXHIBIT K**  
**SCHEDULE OF VALUES**

**EXHIBIT 'K'****RECREATIONAL DESIGN & CONST**

Date 01/24/2005

**SCHEDULE OF VALUES  
GRAPELAND HEIGHTS PARK PHASE 1**

<b>DESCRIPTION</b>	<b>QUANT.</b>	<b>UNIT</b>	<b>AMOUNT</b>
<b>General Conditions</b>	<b>1</b>	<b>Ls</b>	<b>\$ 342,990</b>
<b>Design Fees</b>	<b>1</b>	<b>Ls</b>	<b>\$ 907,850</b>
<b>Permit Fees</b>	<b>1</b>	<b>Ls</b>	<b>\$ 17,464</b>
<b>Bond and Insurances</b>	<b>1</b>	<b>Ls</b>	<b>\$ 60,086</b>
<b>Clearing</b>	<b>1</b>	<b>Ls</b>	<b>\$ 220,865</b>
<b>Earthwork</b>	<b>1</b>	<b>Ls</b>	<b>\$ 468,880</b>
<b>Utilities</b>	<b>1</b>	<b>Ls</b>	<b>\$ 821,354</b>
<b>Paving</b>	<b>1</b>	<b>Ls</b>	<b>\$ 273,965</b>
<b>Curbs and sidewalks</b>	<b>1</b>	<b>Ls</b>	<b>\$ 147,125</b>
<b>Landscaping</b>	<b>1</b>	<b>Ls</b>	<b>\$ 207,200</b>
<b>Irrigation</b>	<b>1</b>	<b>Ls</b>	<b>\$ 125,500</b>
<b>Fencing</b>	<b>1</b>	<b>Ls</b>	<b>\$ 149,200</b>
<b>Park Signage</b>	<b>1</b>	<b>Ls</b>	<b>\$ 12,650</b>
<b>Baseball Fields</b>	<b>1</b>	<b>Ls</b>	<b>\$ 1,491,671</b>
<b>Restroom Concession at Baseball</b>	<b>1</b>	<b>Ls</b>	<b>\$ 482,289</b>
<b>Site Furnishings</b>	<b>1</b>	<b>Ls</b>	<b>\$ 11,374</b>
<b>Site Electric</b>	<b>1</b>	<b>Ls</b>	<b>\$ 238,600</b>
<b>PHASE 1: TOTAL AMOUNT</b>			<b>\$5,979,063</b>

**EXHIBIT L  
DETAILED COST ESTIMATE**

**Project name** Grape Land Heights  
836 West and 37 Ave  
Miami

**Bid date** 2/24/2005

**Notes** This is Phase 1: 01/24/2005  
Grapeland Heights: Phase 1  
Complete Site Demolition, Site utilities & Earthwork for Phase 1  
construction, .  
4 baseball Field, concession restroom,  
Baseball Parking, stripping and marking,  
Lighting at Baseball parking,

**Report format** Sorted by 'Location/Phase'  
'Detail' summary

Item	Description	Takeoff Qty	Amount	Amount	Amount	Name	Unit Cost	Amount
<b>2: Gen Desig</b>								
168.00	Scheduling Consultant							
1	Scheduling Consultant	1.00	ls	-	-		3,000.00 /ls	3,000
	Scheduling Consultant							3,000
169.10	Aquatic Engineering							
5	Aquatic Engineering Consultant	1.00	ls	-	-		80,000.00 /ls	80,000
	Aquatic Engineering							80,000
170.00	Architectural Design							
01	Project Architect Fees	1.00	ls	-	-		453,350.00 /ls	453,350
	Architectural Design							453,350
172.00	Civil Engineering							
01	Civil Engineering Fees	1.00	ls	-	-		275,000.00 /ls	275,000
	Civil Engineering							275,000
174.00	Electrical Engineering							
02	Site Electrical Engineering Fees	1.00	ls	-	-		36,500.00 /ls	36,500
	Electrical Engineering							36,500
175.00	Landscaping Design							
01	Landscaping Design Fees	1.00	ls	-	-		40,000.00 /ls	40,000
	Landscaping Design							40,000
176.00	Irrigation Design							
01	Irrigation System Design Fees	1.00	ls	-	-		20,000.00 /ls	20,000
	Irrigation Design							20,000
<b>012: Gen Desig</b>				0	0	0		<b>907,850</b>
<b>1: Gen Con</b>								
1-110.00	Supervision							
10	Site Manager /Super Intendant	39.00	wk	74,100	-		1,900.00 /wk	74,100
	Supervision			74,100				74,100
	1,560.00 Labor hours							
1-111.00	Project Management							
10	Project Manager	39.00	wk	76,440	-		1,960.00 /wk	76,440
	Project Management			76,440				76,440
	1,560.00 Labor hours							
1-113.00	Surveying Services							
01	Boundry Topographical Surveys	1.00	ls	-	-	28,500	28,500.00 /ls	28,500

Item	Description	Takeoff Qty	Amount	Amount	Amount	Name	Unit Cost	Amount
	<b>Surveying Services</b>				<u>28,500</u>			<u>28,500</u>
1-115.00	Project Signs							
01	Main Project Sign	1.00 ea	800	650	-		1,450.00 /ea	1,450
01	Construction signs	1.00 ls	-	1,500	-		1,500.00 /ls	1,500
	Project Signs		<u>800</u>	<u>2,150</u>				<u>2,950</u>
1-118.00	Mobilization & Setup							
05	Mobilization	1.00 ls	2,500	650	-		3,150.00 /ls	3,150
	Mobilization & Setup		<u>2,500</u>	<u>650</u>				<u>3,150</u>
1-119.00	Temporary Fence							
10	Temporary Chainlink Fence	5,600.00 lf	-	-	17,640		3.15 /lf	17,640
	Temporary Fence				<u>17,640</u>			<u>17,640</u>
1-120.00	Temporary Electric							
10	Temp Electric Service	1.00 ls	-	-	4,500		4,500.00 /ls	4,500
	Temporary Electric				<u>4,500</u>			<u>4,500</u>
1-121.00	Temp Barriers & Controls							
10	Temporary Barriers and Controls	1.00 ls	3,500	1,200	-		5,900.00 /ls	5,900
	Temp Barriers & Controls		<u>3,500</u>	<u>1,200</u>				<u>5,900</u>
1-122.00	Temp Labor							
01	Labor Pool Forces	600.00 hr	9,900	-	-		16.50 /hr	9,900
	Temp Labor		<u>9,900</u>					<u>9,900</u>
	600.00 Labor hours							
1-123.00	Fuel							
01	Fuel & Oil for RDC Equipment	39.00 wks	-	-	-		60.00 /wks	2,340
02	PM Mileage, Travel to Job site	9.00 mos	-	-	-		500.00 /mos	4,500
	Fuel							<u>6,840</u>
1-125.00	Prints, Copies & Expeditor							
10	Drawing Reproduction	1.00 ls	-	2,000	-		2,000.00 /ls	2,000
	Prints, Copies & Expeditor			<u>2,000</u>				<u>2,000</u>
1-126.00	Office Trailer & Storage							
20	Office Trailer (Med)	9.00 mnth	-	-	-		370.00 /mnth	3,330
	Office Trailer & Storage							<u>3,330</u>
	1,559.97 Equipment hours							
1-127.00	Temp Phones & Connection							
10	Phone Connection	1.00 ls	-	-	-		1,500.00 /ls	1,500
	Temp Phones & Connection							<u>1,500</u>
1-128.00	Phones Monthly							
10	Trailer Phone Monthly	9.00 mnth	-	-	-		120.00 /mnth	1,080



Item	Description	Takeoff Qty	Amount	Amount	Amount	Name	Unit Cost	Amount
	Phones Monthly							1,080
	1,559.97 Equipment hours							
1-129.00	Temp Toilets						200.00 /ea	4,200
10	Portable Toilets	21.00 ea						4,200
	Temp Toilets							
1-130.00	Small Tools & Equipment						4,500.00 /ls	4,500
10	Small Tool Rentals	1.00 ls						4,500
	Small Tools & Equipment							
1-131.00	Clean Up						200.00 /wk	7,600
10	Daily Clean Up	38.00 wk	7,600					7,600
	Clean Up		7,600					
	1,520.00 Labor hours							
1-132.00	Final Cleaning						2,500.00 /ls	2,500
10	Final Clean Up	1.00 ls		2,500				2,500
	Final Cleaning			2,500				
1-141.00	Punch List						395.00 /day	1,185
10	Punch List Labor	3.00 day	1,185					1,185
	Punch List		1,185					
	24.00 Labor hours							
1-149.00	Dumpster Fees						375.00 /ea	10,500
30y	30 cy Trash Container	28.00 ea						10,500
	Dumpster Fees							
1-150.00	Dump Fees						3,500.00 /ls	3,500
10	Safety Materials	1.00 ls		2,500				3,500
	Dump Fees			2,500				
1-151.00	Elec Utilities Monthly						300.00 /mnrth	2,700
10	Trailer Electric -Monthly	9.00 mnrth						2,700
	Elec Utilities Monthly							
1-152.00	Temp Water Hookup						2,800.00 /ls	2,800
10	Temp Water Hookup	1.00 ls		2,800				2,800
	Temp Water Hookup			2,800				
1-156.00	Aerial Photos						175.00 /mnrth	1,575
10	Arcial Photos	9.00 mnrth		1,575				1,575
	Arcial Photos			1,575				
1-157.00	Expeditor Plans						4,000.00 /ls	4,000
10	Permit Expeditor	1.00 ls	1,500		2,500			4,000

Item	Description	Takeoff Qty	Amount	Amount	Amount	Name	Unit Cost	Amount
	Expeditor Plans		1,500		2,500			4,000
1-158.00	As-Builts							
10	As-Builts	1.00 ls	-	-	-		2,500.00 /ls	2,500
	As-Builts							2,500
1-159.00	Security & Watchman							
20	Watchman	36.00 wk	32,300	-	-		850.00 /wk	32,300
	Security & Watchman		32,300					32,300
	1,520.00 Labor hours							
1-161.00	Field Office Supplies							
10	Field Office Supplies Monthly	1.00 ls	-	500	-		500.00 /ls	500
20	Field office equipment	9.00 /mth	-	900	-		100.00 /mth	900
	Field Office Supplies			1,400				1,400
1-162.00	Mobile & Nextel Phones							
10	Nextel Phones	9.00 /mth	-	-	-		150.00 /mth	1,350
	Mobile & Nextel Phones							1,350
	1,559.97 Equipment hours							
1-163.00	Postage & Mail							
10	Fed Ex, UPS Postage	1.00 ls	-	-	-		1,200.00 /ls	1,200
	Postage & Mail							1,200
1-179.00	Testing & Lab Services							
01	Testing Services	1.00 ea	-	-	8,000		8,000.00 /ea	8,000
	Testing & Lab Services				8,000			8,000
1-180.00	Insurance							
02	Builders Risk Insurance	1.00 ls	-	-	-		4,850.00 /ls	4,850
	Insurance							4,850
1-010.00	RDC Equipment							
00	RDC Equipment	1.00 ls	-	-	-		8,500.00 /ls	8,500
	RDC Equipment							8,500
<b>01: Gen Con</b>			<b>209,825</b>	<b>11,475</b>	<b>66,440</b>			<b>342,990</b>
	6,784.00 Labor hours							
	4,679.91 Equipment hours							
<b>12.0 Clearing</b>								
2-220.80	Demo Misc. *							
10	Misc Site Demolition	1.00 Ls	-	-	165,885		165,865.00 /Ls	165,865
	Demo Misc. *				165,885			165,865
2-230.10	Clear Brush, Grub Roots							
10	Clear & Grub & Prep site	20.00 acre	-	-	40,000		2,000.00 /acre	40,000

Item	Description	Takeoff Qty	Amount	Amount	Amount	Name	Unit Cost	Amount
-230.10	Clear Brush, Grub Roots				15,000		15,000.00 /ls	15,000
10	Remove and Mitigate Trees	1.00 ls	-	-	55,000			55,000
	Clear Brush, Grub Roots							
<b>02.0 Clearing</b>			<b>0</b>	<b>0</b>	<b>220,865</b>			<b>220,865</b>
<b>2.1 Earthwork</b>								
2-301.25	Bulk Excavation				64,988		0.17 /sf	89,968
10	Cut and Balance SRs	541,400.00 sf	-	-	62,016		62,016.00 /ls	62,016
10	Stock Pile	1.00 ls	-	-	126,984			151,984
	Bulk Excavation							
2-303.00	Backfill				151,800		12.00 /tons	151,800
10	Std Fill to final elev >12"	12,650.00 tons	-	-	165,096		12.00 /tons	165,096
10	Std Fill to final elev @ Baseball	13,758.00 tons	-	-	316,896			316,896
	Backfill							
<b>02.1 Earthwork</b>			<b>0</b>	<b>0</b>	<b>443,880</b>			<b>468,880</b>
<b>2.2. Utilities</b>								
2-501.10	Ductile Iron Pipe				35,000		35.00 /ft	35,000
15	12" DIP Water Mains	1,000.00 ft	-	-	900		450.00 /ea	900
15	12 x 8" DIP Tees	2.00 ea	-	-	834		278.00 /ea	834
15	12 X 6 Tees	3.00 ea	-	-	4,000		4,000.00 /ea	4,000
15	12" Main Tap	1.00 ea	-	-	10,500		10,500.00 /ls	10,500
15	Misc Fittings	1.00 ls	-	-	51,234			51,234
	Ductile Iron Pipe							
2-501.14	Fire Hydrants				21,000		4,200.00 /EA	21,000
10	4" Fire Hydrants	5.00 EA	-	-	21,000			21,000
	Fire Hydrants							
2-501.15	Backflow Preventer				2,500		2,500.00 /EA	2,500
10	3" Irrigation Backflow	1.00 EA	-	-	10,000		2,500.00 /EA	10,000
10	3" Mians Backflow	4.00 EA	-	-	4,500		4,500.00 /EA	4,500
15	6" Main Backflow	1.00 EA	-	-	17,000			17,000
	Backflow Preventer							
2-501.60	Water Lines: PVC				9,100		14.00 /LF	9,100
30	3" pipe, including trenching, fitting in place	650.00 LF	-	-	2,400		6.00 /LF	2,400
30	1" pipe, including trenching, fitting in place	400.00 LF	-	-	2,000		2,000.00 /ls	2,000
30	Pvc Misc Pipe and Fittings	1.00 ls	-	-				

Item	Description	Takeoff Qty	Amount	Amount	Amount	Name	Unit Cost	Amount
<b>2.3 Paving</b>								
2-700.50	Asphalt Paving Assembly				5,040		0.06 /SF	5,040
SG01	Sub-Grade Prep, Roll and compact asphalt	84,000.00 SF	-	-	112,080		12.00 /sy	112,080
w2.5	8" Compact Limerock Base	9,340.00 sy	-	-	70,050		7.50 /sy	70,050
w2.5	Asphalt Wear Crs Type "S-1" 2-1/2"	9,340.00 sy	-	-	65,000		65,000.00 /ls	65,000
w2.5	Asphalt Wear Crs Type "S-1" 2-1/2"	1.00 ls	-	-	252,170			252,170
<b>Asphalt Paving Assembly</b>								
2-760.00	Pavement Stripes & Signs				2,370		395.00 /ea	2,370
05	Directional Signage	6.00 ea	-	-	2,975		425.00 /ea	2,975
05	HC Signage on Pole	7.00 ea	-	-	5,700		30.00 /ea	5,700
11	Parking lot striping	190.00 ea	-	-	10,450		55.00 /ea	10,450
14	Parking Stop Bumpers Paved areas	190.00 ea	-	-	300		300.00 /ls	300
10da	Directional Arrows	1.00 ls	-	-	21,795			21,795
<b>Pavement Stripes &amp; Signs</b>								
			0	0	273,965			273,965
<b>02.3 Paving</b>								
<b>2.4 Curbs &amp; Sw</b>								
2-770.20	Conc. Walks & Flatwork *				31,025		4.25 /SF	31,025
01	4" Concrete Sidewalk 5 feet wide	7,300.00 SF	-	-	22,100		4.25 /SF	22,100
01	4" Concrete Sidewalk 8' at ball fields	5,200.00 SF	-	-	53,125			53,125
<b>Conc. Walks &amp; Flatwork *</b>								
2-770.22	Curbwork *				88,000		20.00 /lf	88,000
d10	D-Curb	4,400.00 lf	-	-	6,000		30.00 /lf	6,000
f10	F-Curb	200.00 lf	-	-	94,000			94,000
<b>Curbwork *</b>								
			0	0	147,125			147,125
<b>02.4 Curbs &amp; Sw</b>								
<b>2.5 Planting</b>								
2-900.00	LANDSCAPING				130,000		130,000.00 /ls	130,000
09	Landscaping - Planting Areas	1.00 ls	-	-	43,200		43,200.00 /ls	43,200
09	Shrubs and Ground Cover	1.00 ls	-	-	173,200			173,200
<b>LANDSCAPING</b>								
2-910.00	Soilwork				34,000		34,000.00 /ls	34,000
10	Bermuda Sod	1.00 Ls	-	-				

Item	Description	Takeoff Qty	Amount	Amount	Amount	Name	Unit Cost	Amount
	Water Lines: PVC				13,500			13,500
2-505.11	Sanitary Sewer Pipe				21,220		20.00 /LF	21,220
10	8" Sanitary Laterals	1,061.00 LF	-	-	2,400		1,200.00 /ea	2,400
10	Cleanouts	2.00 ea	-	-	23,620			23,620
	Sanitary Sewer Pipe							
2-505.20	Gravity Sewer & F Mains				9,000		36.00 /LF	9,000
10	12" Force Main Pipe	250.00 LF	-	-	56,000		56,000.00 /fs	56,000
20	Sewer Pump Station	1.00 fs	-	-	65,000			65,000
	Gravity Sewer & F Mains							
2-505.40	Sewer Manholes				3,200		3,200.00 /EA	3,200
20	6' deep	1.00 EA	-	-	11,500		2,300.00 /EA	11,500
20	4' deep	5.00 EA	-	-	14,700			14,700
	Sewer Manholes							
2-505.50	Sewer Connection Fees				2,500		2,500.00 /EA	2,500
10	Typical municipal fee	1.00 EA	-	-	2,500			2,500
	Sewer Connection Fees							
2-515.10	Grease Traps				8,000		8,000.00 /EA	8,000
10	2000 Gallon Grease Trap kitchen	1.00 EA	-	-	7,000		3,500.00 /EA	7,000
10	750 Gallon Grease Trap - Buildings/Concession	2.00 EA	-	-	15,000			15,000
	Grease Traps							
2-630.00	STORM DRAINAGE				32,000		5.00 /CY	32,000
Yd5	Cut Retention areas	6,400.00 CY	-	-	32,000			32,000
	STORM DRAINAGE							
2-630.25	Catch Basins (Complete)				61,600		2,800.00 /ea	61,600
40	4 x 4 x 4 Catch Basin	22.00 ea	-	-	61,600			61,600
	Catch Basins (Complete)							
2-630.40	Underground Trench Drains				494,500		115.00 /ft	494,500
12	6'x 4 feet side underground trench Drain	4,300.00 ft	-	-	494,500			494,500
	Underground Trench Drains							
2-870.00	Site Furnishings				7,500		3,750.00 /ea	7,500
01	Drinking Fountains	2.00 ea	-	-	2,200		2,200.00 /ea	2,200
01	Bike Rack	1.00 ea	-	-	9,700			9,700
	Site Furnishings							
02.2. Utilities			0	0	821,354			821,354

Item	Description	Takeoff Qty	Amount	Amount	Amount	Name	Unit Cost	Amount
	Sodwork				34,000			34,000
	<b>02.5 Planting</b>		0	0	207,200			207,200
<b>2.6 Irrigation</b>								
2-920.00	IRRIGATION							
01	Irrigation Controllers	1.00 Ls	-	-	52,000		52,000.00 /Ls	52,000
15	Irrigation Spans/field, including all piping	1.00 Ls	-	-	73,500		73,500.00 /Ls	73,500
	IRRIGATION				125,500			125,500
	<b>02.6 Irrigation</b>		0	0	125,500			125,500
<b>2.7. Site Fenc</b>								
2-820.00	Fencework							
01	Fencework Site	1.00 Ls	0	0	135,200		135,200.00 /Ls	135,200
10	Main Entry GATE	1.00 Ls	-	-	8,000		8,000.00 /Ls	8,000
10	Sub Entry Areas	2.00 Ls	-	-	6,000		3,000.00 /Ls	6,000
	Fencework				149,200			149,200
	<b>02.7. Site Fenc</b>		0	0	149,200			149,200
<b>2.8 Park Sign</b>								
2-400.00	Signage & I.D. Devices *							
10	Signage	1.00 Ls	-	0	12,650		12,650.00 /Ls	12,650
	Signage & I.D. Devices *				12,650			12,650
	<b>02.8 Park Sign</b>		0	0	12,650			12,650
<b>2.9 Baseball</b>								
2-385.10	Fumigation							
10	Fumigation of Fields	250,000.00 sf	-	-	75,000		0.30 /sf	75,000
	Fumigation				75,000			75,000
2-760.00	Pavement Stripes & Signs							
09	Ball field Marking	4.00 ea	-	-	5,800		1,450.00 /ea	5,800
	Pavement Stripes & Signs				5,800			5,800
2-770.00	Comp. walks/Curbs/Gutters							
10	Flatwork Site Only	15,800.00 sf	-	-	67,150		4.25 /sf	67,150

Item	Description	Takeoff Qty	Amount	Amount	Amount	Name	Unit Cost	Amount
	Conc walks/Curbs/Gutters				67,150			67,150
2-796.01	Baseball Field Assembly							
11	Clay coating and warning tracks	4.00 ea	-	145,000	-		36,250.00 /ea	145,000
11	Infield Clay areas & bull pen	4.00 ea	-	98,600	-		24,650.00 /ea	98,600
11	6" Sand for Field Planting	4,622.00 tons	-	57,775	-		12.50 /tons	57,775
15	Laser Levelling of fields	250,000.00 sf	-	-	30,000		0.12 /sf	30,000
21	Soil Ph Amendments	6.00 acre	-	-	3,720		620.00 /acre	3,720
21	Field establishment- pest control 90 day period	3.00 mos	-	-	49,920		16,640.00 /mos	49,920
21	Bermuda / Turfway-90'	250,000.00 sf	-	-	87,500		0.35 /sf	87,500
21	Fertilization per field	4.00 ea	-	-	2,400		600.00 /ea	2,400
232a	Rough Grading	250,000.00 sf	-	-	25,000		0.10 /sf	25,000
	Baseball Field Assembly			301,375	198,540			499,915
2-820.00	Fencework							
01	Backstop Fencing 30 ft high	400.00 lf	10,000		90,000		250.00 /lf	100,000
01	Bull pen Fencing 10 ft high	160.00 lf			10,400		65.00 /lf	10,400
01	Dug Out Fencing 10 ft high	400.00 lf			18,000		45.00 /lf	18,000
01	Outfield Fencework 6 ft high	4,400.00 lf			95,260		21.65 /lf	95,260
01	Gates	24.00 ea			11,520		480.00 /ea	11,520
01	Foul Ball Netting	26,500.00 sf	3,179		23,850		1.02 /sf	27,029
01	Batting cage netting	6,300.00 sf	756		5,670		1.02 /sf	6,426
01	Batting Cage Fencing	288.00 ea			53,280		185.00 /ea	53,280
	Fencework		13,935		307,960			321,915
2-870.00	Site Furnishings							
01	Player Benches	8.00 ea			3,520		440.00 /ea	3,520
01	Wind Screen & Batter Eyes	13,800.00 sf	3,270		6,762		0.73 /sf	10,032
01	Poly Cap	2,300.00 lf	1,725		2,047		1.64 /lf	3,772
01	Bases, Home Plate & Pitcher Rubber	4.00 ea			1,812		453.00 /ea	1,812
01	Foul Ball Poles	8.00 ea			3,600		450.00 /ea	3,600
	Site Furnishings		4,995		17,741			22,736
3-001.00	Division 3 Subcontractor							
300	Dugout Structure	8.00 ea	28,000	41,600			8,700.00 /ea	69,600
	Division 3 Subcontractor		28,000	41,600				69,600
3-307.00	SOG Concrete							
20	Concrete SOG, dugouts, bleachers benches SOG Concrete	101.00 cy			35,350		350.00 /cy	35,350
					35,350			35,350
2-600.00	Bleachers							
---	Bleachers	8.00 ea	4,195		22,360		3,319.38 /ea	26,555
	Bleachers		4,195		22,360			26,555
2-700.00	Score Boards							
---	Dektronic Scoreboards	4.00 ea			114,000		28,500.00 /ea	114,000

Item	Description	Takeoff Qty	Amount	Amount	Amount	Name	Unit Cost	Amount
	Score Boards				114,000			114,000
6-100.00	Electrical Work							
1	PA System	4.00 ea	-	-	8,000		2,000.00 /ea	8,000
1	Baseball Field Lighting with 70ft Poles	1.00 ls	-	-	245,650		245,650.00 /ls	245,650
	Electrical Work				253,650			253,650
<b>02.9 Baseball</b>			<b>51,125</b>	<b>342,975</b>	<b>1,097,571</b>			<b>1,491,671</b>
<b>13 RR &amp; Concess</b>								
2-360.00	Soil Poisoning							
5	Soil Treatment	2,700.00 sf	-	-	270		0.10 /sf	270
	Soil Poisoning				270			270
2-780.00	Pavers							
10	Brick Pavers on sand cushion	3,500.00 sf	-	-	14,875		4.25 /sf	14,875
	Pavers				14,875			14,875
3-100.00	Concrete Shell							
10	CONCRETE WORKS	1.00 IS	-	-	105,652		105,652.00 /IS	105,652
	Concrete Shell				105,652			105,652
3-253.00	Dumpster Enclosure *							
10	Dumpster Concrete	1.00 LS	-	-	3,500		3,500.00 /LS	3,500
40	Dumpster Masonry	1.00 LS	-	-	2,200		2,200.00 /LS	2,200
	Dumpster Enclosure *				5,700			5,700
4-200.00	Masonry *							
01	Masonry Walls Concession	4,575.00 sf	-	-	24,019		5.25 /sf	24,019
01	Masonry Walls Concession 2nd Floor	900.00 sf	-	-	4,725		5.25 /sf	4,725
	Masonry *				28,744			28,744
5-500.00	Misc Metal Fabrication *							
10	Stair Railings	60.00 lf	-	-	2,700		45.00 /lf	2,700
10	Aluminum Railing 2nd Floor	30.00 ls	-	-	1,350		45.00 /ls	1,350
10	Elevator Pit Ladder	1.00 ls	-	-	500		500.00 /ls	500
10	Hoist Beams	1.00 ls	-	-	1,000		1,000.00 /ls	1,000
10	Misc Embeds	1.00 ls	-	-	1,000		1,000.00 /ls	1,000
10	Dumpster Metal Gates	1.00 ls	-	-	3,000		3,000.00 /ls	3,000
	Misc Metal Fabrication *				9,550			9,550
6-160.00	Rough Carpentry							
25	ROUGH CARPENTRY	1.00 ls	-	-	26,500		26,500.00 /ls	26,500
	Rough Carpentry				26,500			26,500
6-170.00	Wood Trusses							



Item	Description	Takeoff Qty	Amount	Amount	Amount	Name	Unit Cost	Amount
3-170.00	Wood Trusses							
05	Wood Trusses Lower Framing	1,100.00 sf	1,650	3,850	-		5.00 /sf	5,500
05	Wood Trusses upper	1,450.00 sf	2,175	5,075	-		5.00 /sf	7,250
	Wood Trusses		3,825	8,925				12,750
3-170.01	Steel Trusses							
05	Metal Cupola Structure	1.00 ls		3,500			3,500.00 /ls	3,500
	Steel Trusses			3,500				3,500
3-220.00	Lap Siding (Hardi Board)							
10	Hardi Board Lap Siding	3,600.00 sf		18,000			5.00 /sf	18,000
	Lap Siding (Hardi Board)			18,000				18,000
3-400.00	Cabinets & Vanities							
5	Concession Cabinets	1.00 ls	-	-	2,800		2,800.00 /ls	2,800
5	Countertop	1.00 ls	-	-	2,300		2,300.00 /ls	2,300
	Cabinets & Vanities			5,100				5,100
7-100.00	Caulking & Waterproofing *							
10	Caulking & Waterproofing	1.00 lf	-	-	500		500.00 /lf	500
	Caulking & Waterproofing *			500				500
7-200.00	Building Insulation *							
05	Ceiling Insulation R-19	1,450.00 sf	-	-	754		0.52 /sf	754
	Building Insulation *			754				754
7-450.00	Standing Seam							
10	Metal Roofing	37.00 sq	-	-	33,300		900.00 /sq	33,300
	Standing Seam			33,300				33,300
8-105.00	HM Frames							
5	HM Frames	8.00 open	-	1,200			150.00 /open	1,200
	HM Frames			1,200				1,200
8-106.00	HM Doors *							
5	HM Doors	8.00 open	600	2,600			400.00 /open	3,200
	HM Doors *		600	2,600				3,200
8-120.00	Hardware Packages *							
5	Hinges	24.00 prs	-	420			17.50 /prs	420
15	Lockset	8.00 ea	-	1,000			125.00 /ea	1,000
20	Deadbolt	8.00 ea	-	400			50.00 /ea	400
30	Closers	7.00 prs	-	1,365			195.00 /prs	1,365
35	Thresholds	8.00 prs	-	1,000			125.00 /prs	1,000
40	Kick Plates	2.00 ea	-	90			45.00 /ea	90
	Hardware Packages *			4,275				4,275
8-300.00	OH Rollup Doors *							
43	Roll-Up Doors	8.00 ea	-	-	10,400		1,300.00 /ea	10,400

Item	Description	Takeoff Qty	Amount	Amount	Amount	Name	Unit Cost	Amount
	OH & Repair Doors *				10,400			10,400
3-500.00	Windows, Glass & Glazing				6,400		800.00 /ea	6,400
10	Bahama Shutters	8.00 ea			6,400			6,400
	Windows, Glass & Glazing							
9-200.00	Lath, Plaster & Stucco				11,100		30.00 /ls	11,100
5	Stucco over and skim coat int walls	370.00 ls			1,300		1,300.00 /ls	1,300
5	Stucco Dumpster Wall	1.00 ls			12,400			12,400
	Lath, Plaster & Stucco							
9-260.00	Framing & Drywall				21,900		21,900.00 /ls	21,900
10	Drywall Framing and Hanging	1.00 Ls			21,900			21,900
	Framing & Drywall							
9-670.00	Epoxy Floor Covering				2,400		2.00 /sf	2,400
01	Epoxy Paint Floor	1,200.00 sf			2,400			2,400
	Epoxy Floor Covering							
9-900.00	Painting *				10,650		10,650.00 /ls	10,650
02	Painting	1.00 ls			500		500.00 /ls	500
02	Painting Dumpster walls	1.00 ls			11,150			11,150
	Painting *							
0-150.00	Toilet Partitions *				3,899		779.80 /ea	3,899
01	Toilet Partitions	5.00 ea			3,899			3,899
	Toilet Partitions *							
0-200.00	Louvers & Vents *				8,000		1,000.00 /ea	8,000
11a	Louvers Painted Steel	8.00 ea			8,000			8,000
	Louvers & Vents *							
0-400.00	Signage & I.D. Devices *				420		60.00 /ea	420
01	Wall Signage	7.00 ea			420			420
	Signage & I.D. Devices *							
0-520.00	Fire Extinguishers/Cab. *				125		125.00 /ea	125
5	Fire Extinguishers 10# ABC	1.00 ea			125			125
	Fire Extinguishers/Cab. *							
	0.67 Labor hours							
0-800.00	Toilet Accessories *				1,200		1,200.00 /ea	1,200
5	Accessories Install	1.00 ea			390		195.00 /ea	390
17	Hand Dryer-Electric	2.00 ea			270		135.00 /ea	270
90	HC Mirror	2.00 ea			280		140.00 /ea	280
90	Mirror	2.00 ea			340		55.00 /ea	340
100	Grab Bar (36" - 42")	4.00 ea			325		65.00 /ea	325
115	Toilet Paper disp	5.00 ea			200		50.00 /ea	200
135	Soap Dispenser	4.00 ea						

Item	Description	Takeoff Qty	Amount	Amount	Amount	Name	Unit Cost	Amount
1-800.00	Toilet Accessories *							
140	Diaper Changing Station	2.00 ea	-	-	370		185.00 /ea	370
	Toilet Accessories *				3,375			3,375
1-200.00	Elevators							
200	Elevator (1st story)	1.00 ea	-	-	35,650		35,650.00 /ea	35,650
	Elevator				35,650			35,650
5-400.00	Plumbing Rough-In *							
10	Typ R.R. Plumb (fixt count) 13	1.00 ls	-	-	30,000		30,000.00 /ls	30,000
10	Misc Piping	1.00 ls	-	-	2,500		2,500.00 /ls	2,500
	Plumbing Rough-In *				32,500			32,500
5-800.00	Exhaust Equipment							
01	Exhaust Fans	2.00 ea	-	-	7,200		3,600.00 /ea	7,200
	Exhaust Equipment				7,200			7,200
6-100.00	Electrical Work							
1	Electrical (0.52 sf)	1.00 ls	-	-	52,600		52,600.00 /ls	52,600
	Electrical Work				52,600			52,600
<b>03 RR Concess</b>			<b>4,425</b>	<b>35,000</b>	<b>442,864</b>			<b>482,289</b>
	0.67 Labor hours							

5.1 Site Furni

2-870.00	Site Furnishings						800.00 /DAYS	1,600
1	RDC Labor to Install Site Furnishing	2.00 DAYS	1,600	-	-			
10	Picnic Tables Hex Tables	6.00 ea	-	-	2,793		465.55 /ea	2,793
11	Picnic Tables Hex Tables Ada	3.00 ea	-	-	1,397		465.55 /ea	1,397
12	Hexa Plastic waste Recp	15.00 ea	-	-	5,584		372.27 /ea	5,584
	Site Furnishings		1,600	9,774				11,374
<b>15.1 Site Furni</b>			<b>1,600</b>	<b>9,774</b>	<b>0</b>			<b>11,374</b>

6:Site Elec

6-100.00	Electrical Work						95.00 /lf	114,000
09	UnderGround Service Burtal in 4" Conduit	1,200.00 lf	-	-	114,000			
20	Mains & Disconnects - Baseball	1.00 ls	-	-	32,500		32,500.00 /ls	32,500
20	Mains & Disconnects - Buildings	1.00 ea	-	-	8,500		8,500.00 /ea	8,500
20	Pull Boxes	1.00 ea	-	-	9,000		9,000.00 /ea	9,000
20	Transformers Pads	1.00 ls	-	-	2,000		2,000.00 /ls	2,000
20	Irrigation Controllers Feed	1.00 ls	-	-	2,500		2,500.00 /ls	2,500
20	Fountain Feed	1.00 ls	-	-	2,900		2,900.00 /ls	2,900
530	Lighting - Parking Lot : Single on Pole	21.00 ea	-	-	67,200		3,200.00 /ea	67,200

Item	Description	Takeoff Qty	Amount	Amount	Amount	Name	Unit Cost	Amount
	Electrical Work				238,600			238,600
16:	Site Rec		0	0	238,600			238,600

Estimate Totals

Labor	266,975.00	266,975	6,784.870	hrs
Material	399,224.00	399,224		
Subcontract	4,247,214.00	4,247,214	4,679.910	hrs
Equipment	59,680.00	59,680		
Other	<u>928,440.00</u>	<u>928,440</u>		
	5,901,513.00	5,901,513	5,901,513.00	
Bonds	<u>60,086.00</u>		1.005 %	T
	60,086.00		5,961,599.00	
Permits	<u>17,464.00</u>		0.296 %	C
	17,464.00		5,979,063.00	
<b>Total</b>			<b>5,979,063.00</b>	

DEPARTMENT OF CAPITAL IMPROVEMENTS

PROJECT OVERVIEW FORM



1. DATE: 3/22/05

DISTRICT: 3

NAME OF PROJECT: S.W. 10th STREET ROAD PROJECT

INITIATING DEPARTMENT/DIVISION:

INITIATING CONTACT PERSON/CONTACT NUMBER: Cesar Gonzalez (305) 416-1219 & Ed Herald (305) 416-1290

C.I.P. DEPARTMENT CONTACT: Capital Improvements

RESOLUTION NUMBER: CIP/PROJECT NUMBER: 311713

ADDITIONAL PROJECT NUMBER: (IF APPLICABLE)

2. BUDGETARY INFORMATION: Are funds budgeted? YES NO If yes,

TOTAL DOLLAR AMOUNT: \$179,716

SOURCE OF FUNDS: District 3-Quality of Life Improvements

ACCOUNT CODE(S): CIP #311713

If grant funded, is there a City match requirement? YES NO

AMOUNT: EXPIRATION DATE:

Are matching funds Budgeted? YES NO Account Code(s):

Estimated Operations and Maintenance Budget

3. SCOPE OF PROJECT:

Individuals / Departments who provided input:

DESCRIPTION OF PROJECT: Project Scope consists of milling and resurfacing the existing roads, replace existing broken sidewalk, curb and gutter and medians curb, new paint striping and new handicap ramps at street intersections, including medians landscaping. Location No. S.W. 10 St Road between SW 8 St and SW 10 St.

ADA Compliant? YES NO N/A

Approved by Audit Committee? YES NO N/A DATE APPROVED: 3/15/05

Approved by Bond Oversight Board? YES NO N/A DATE APPROVED: 3/22/05

Approved by Commission? YES NO N/A DATE APPROVED:

Community Mtg/Dist. Commissioner Approval? YES NO N/A DATES:

Revisions to Original Scope? YES NO (If YES see Item 5 below)

Time Approval 6 months 12 months Date for next Oversight Board Update:

4. CONCEPTUAL COST ESTIMATE BREAKDOWN

Has a conceptual cost estimate been developed based upon the initial established scope? YES NO If yes,

DESIGN COST:

CONSTRUCTION COST:

Is conceptual estimate within project budget? YES NO

If not, have additional funds been identified? YES NO

Source(s) of additional funds:

Approved by Commission? YES NO N/A DATE APPROVED:

Approved by Bond Oversight Board? YES NO N/A DATE APPROVED:

5. REVISIONS TO ORIGINAL SCOPE

Individuals / Departments who provided input:

Justifications for change:

Description of change:

Fiscal Impact YES NO HOW MUCH?

Have additional funds been identified? YES NO

Source(s) of additional funds:

Time impact

Approved by Commission? YES NO N/A DATE APPROVED:

Approved by Bond Oversight Board? YES NO N/A DATE APPROVED:

6. COMMENTS:

APPROVAL [Signature] BOND OVERSIGHT BOARD

DATE: 3/22/05



# PROJECT ANALYSIS FORM

Department of Capital Improvements  
City of Miami

Date Prepared:	2/10/2005
Revised Date:	
Revised Date:	
Revised Date:	

<b>PROJECT NAME: S.W 10th Street Road</b>		
ADDRESS / LOCATION: S.W 10th Street Road		PROJECT No.: B-39909
NET OFFICE:		DISTRICT: D3
CLIENT DEPT:		EST. PROJECT COST: \$280,000
CLIENT CONTACT:	TEL.:	ALLOCATED FUNDS:
PROJECT MANAGER: Ed Herald	TEL.: (305) 416-1290	PROCUREMENT:
CONSTR. MANAGER:	TEL.:	PROJECT TEAM: Streets
INSPECTOR / CEO:	TEL.:	
EST. DESIGN START:	EST. BID ADV.:	EST. CONSTRUCTION START:
EST. DESIGN END:	EST. AWARD DATE:	EST. CONSTRUCTION END:




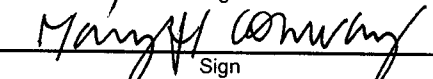
<b>PROJECT COST ESTIMATE</b>	<b>PRODUCTION PHASE</b>		Percentage
	A. Design Svcs. - Outside Consultant	Prime Consultant: _____	
	1 Basic Fees:		0.0%
	2 Additional Services:		0.0%
			<b>SUB-TOTAL: \$0</b>
	B. Design Svcs. - CIP		
	1 In-house Basic Design Fee:		0.0%
	2 In-house Additional Design Services:		0.0%
			<b>SUB-TOTAL: \$0</b>
	C. Production Management Services		
	1 Prod. Mgmt. of Outside Consultant by CIP:		\$25,000
	2 Prod. Mgmt. of Outside Consultant by Industry Partner:		
			<b>SUB-TOTAL: \$25,000</b>
	D. Miscellaneous Services		
	1 Survey:	Vendor: _____	
	2 Re-plat:	Vendor: _____	
	3 Geotechnical Testing:	Vendor: _____	
	4 Utility Locations (Soft Digs):	Vendor: _____	
	5 Asbestos Survey:	Vendor: _____	
	6 Energy / HVAC Calculations:	Vendor: _____	
	7 Phase I Environmental:	Vendor: _____	
	8 Phase II Environmental:	Vendor: _____	
	9 Structural Testing:	Vendor: _____	
	10 Archeological Survey:	Vendor: _____	
	11 Other:	Vendor: _____	
		<b>SUB-TOTAL: \$0</b>	
E. Special Fees / Assessments:			
1 DERM (Plans review, environmental permits, etc.):	Fee Waiver <input type="checkbox"/>		
2 Miami-Dade County Water and Sewer Department (Plan review)			
3 Florida Department of Environmental Protection (Permits):			
4 FDOT (Plans review, inspections, etc.):			
5 South Florida Water Management District (Permits):			
6 U.S. Army Corps of Engineers (Plans review, permits):			
7 HRS (Plans review, inspections, etc.):			
8 Other:			
		<b>SUB-TOTAL: \$0</b>	
	<b>PRODUCTION PHASE TOTAL:</b>	<b>\$25,000</b>	
<b>CONSTRUCTION PHASE</b>			
F. Construction:	JOC Contractor: <u>N/A</u>		
1 Construction Estimate:		\$116,285	
2 Contingency Allowance:		\$17,500	
3 Data & Telecommunication Systems (IT Dept.):			
4 Fixtures, Furniture and Equipment:			
5 WASA System Betterment:			
6 FPL Contribution-in-Aid-of Construction:			
7 Other: Additional header curb for swale block			
	<b>SUB-TOTAL:</b>	<b>\$133,785</b>	

PROJECT COST ESTIMATE	G City and other Gov't Agencies Permit Fees			
	1	City of Miami Permits:	Bldg. Dept. <input type="checkbox"/> Public Works <input type="checkbox"/>	
	2	Miami-Dade County Impact Fees:		
	3	Miami-Dade County Archeological Monitoring:		
	4	Other:		
			SUB-TOTAL:	\$0
			CONSTRUCTION PHASE TOTAL:	\$133,785
	<b>CONSTRUCTION ADMINISTRATION</b>			
	H	Construction Inspection Services - CIP:		\$0
	I	Construction Mgmt. - Industry Partner:	4.0%	\$4,651
	J	Construction Engineering Observer (CEO) - Industry Partner	7.00%	\$8,140
	K	JOC Administration	0.0%	\$0
			CONSTRUCTION ADMINISTRATION TOTAL:	\$12,791
	<b>ADMINISTRATIVE EXPENSES</b>			
	L	CIP Dept. (Mgmt./Budget/Procurement/Comm.):	4.0%	\$4,651
M	Industry Partner Program Mgmt. Support:	3.0%	\$3,489	
		ADMINISTRATIVE EXPENSES TOTAL:	\$8,140	
<b>LAND ACQUISITION EXPENSES</b>				
N	Land Cost:			
O	Transaction Costs:	0.0%	\$0	
		LAND ACQUISITION TOTAL:	\$0	
		<b>GRAND TOTAL - ESTIMATED PROJECT COST:</b>	<b>\$179,716</b>	

PROJECT SCOPE	This project consists of milling and resurfacing the existing roads, replace existing broken sidewalk, curb and gutter and medians curb, new paint striping and new handicap ramps at street intersections, including medians landscaping. Location No. 1: S.W 10th Street Road between S.W 8th Street and S.W 10th Street
---------------	---

NOTES	
-------	--

FUND SOURCES	Fund:	Homeland Defense Bonds	CIP #	311713	Fiscal Year Available	Amount:	\$349,000
	Fund:		CIP #			Amount:	
	Fund:		CIP #			Amount:	
	Fund:		CIP #			Amount:	
	Fund:		CIP #			Amount:	
	Fund:		CIP #			Amount:	
							TOTAL ALLOCATED AMOUNT:

VALIDATION	Project Manager:	Ed Herald		Date:	2/10/2005
	Sr. Project Manager:	Alvaro Alonso		Date:	2/10/2005
	Reviewed by:	Pilar Saenz CIP Budget Administrator		Date:	2-14-05
	Accepted by:	Mary Conway Director of the Client Department		Date:	2/15/05

Copies To: CLIENT DEPARTMENT, ALL CIP SECTION CHIEFS, CIP SENIOR ACCOUNTANT, HDR PROGRAM MANAGER





# WEEKLEY ASPHALT PAVING, INC.

20855 SW 36th Street, Weston, Fl. 33332  
 BROWARD: (954) 389-5311 DADE: (305) 625-3133 FAX: (954) 389-5121

WAP JOB NO.:  
 CONTRACT NO.: H-9-03-242-B1  
 PG NO.:  
 DESCRIPTION: B-39909 SW 10TH STREET ROAD

Item Number	Quantity	Unit	Unit Price	Commodity Code	Description	Proposed Amount
007	450.000	ED	\$1.20	913 67 050 0005	Work Zone Signs	\$ 540.00
012	2250.000	ED	\$0.45	913 67 050 0009	Barricade-Temp	\$ 1,012.50
013	60.000	ED	\$29.00	913 67 050 0010	Advance Warning Arrow Panels	\$ 1,740.00
027	133.000	SY	\$6.10	913 67 050 0024	Removal of Existing Pavement	\$ 811.30
028	284.000	SY	\$9.50	913 67 050 0025	Remove Concrete (up to 6" thick)	\$ 2,698.00
029	1585.000	LF	\$5.90	913 67 050 0026	Remove Concrete Curb & Gutter	\$ 9,351.50
035	80.000	CY	\$11.95	913 67 050 0032	Embankment	\$ 956.00
036	842.000	SY	\$1.00	913 67 050 0033	Final Dressing	\$ 842.00
041	842.000	SY	\$2.10	913 67 050 0036	Top Soil	\$ 1,768.20
048	270.000	GAL	\$2.25	913 67 050 0043	Bituminous Material (Tack Coat)	\$ 607.50
049	3370.000	SY	\$3.00	913 67 050 0044	Milling Existing Asphalt Pavemnt	\$ 10,110.00
051	255.000	TN	\$70.00	913 67 050 0293	Type S Asphaltic Concrete - 100 to 500 Tons	\$ 17,850.00
138	1515.000	LF	\$30.00	913 67 050 0129	Concrete Curb and Gutter (Type"F")	\$ 45,450.00
146	122.000	SY	\$26.00	913 67 050 0137	Concrete Sidewalk (4" Thick)	\$ 3,172.00
147	165.000	SY	\$33.00	913 67 050 0138	Concrete Sidewalk (6" Thick)	\$ 5,445.00
163	842.000	SY	\$2.90	913 67 050 0150	Sod (Argentine Bahia)	\$ 2,441.80
180	280.000	HR	\$34.00	913 67 050 0154	Additional Laborer (Inc all pay/fringe benefits)	\$ 9,520.00
287	100.000	LF	\$0.80	913 67 050 0253	Solid Traffic Stripe, Painted (6")	\$ 80.00
288	150.000	LF	\$2.00	913 67 050 0254	Solid Traffic Stripe, Painted (18")	\$ 300.00
290	70.000	LF	\$3.00	913 67 050 0256	Solid Traffic Stripe, Painted (24")	\$ 210.00
	1.000	DAY	\$ 1,380.00	913 99 004 0000	Pass Thru - VACUM TRUCK W/ CREW TO CLEAN INLETS.	\$ 1,380.00
					Sub Total	\$ 116,285.80
					Contingency	\$ 17,500.00
					<b>TOTAL</b>	<b>\$ 133,785.80</b>

This is only a "Budget Quote" based on what should be expected. The actual cost will be based on field measurements and as agreed to by the owner and Weekley Asphalt Paving, Inc.

- 1) Inlet cleaning does not include system pump down if required.
- 2) Street light circuit may be damaged due to close proximity to the curb removal. Repairs if required will be by time & material.

DEPARTMENT OF CAPITAL IMPROVEMENTS

PROJECT OVERVIEW FORM



1. DATE: 3/22/05

DISTRICT: 3

NAME OF PROJECT: GLEN ROYAL PARKWAY PROJECT

INITIATING DEPARTMENT/DIVISION:

INITIATING CONTACT PERSON/CONTACT NUMBER: Cesar Gonzalez (305) 416-1219 & Ed Herald (305) 416-1290

C.I.P. DEPARTMENT CONTACT: Capital Improvements

RESOLUTION NUMBER: CIP/PROJECT NUMBER: 311713

ADDITIONAL PROJECT NUMBER: (IF APPLICABLE)

2. BUDGETARY INFORMATION: Are funds budgeted? YES NO If yes,

TOTAL DOLLAR AMOUNT: \$113,257

SOURCE OF FUNDS: District 3-Quality of Life Improvements

ACCOUNT CODE(S): CIP #311713

If grant funded, is there a City match requirement? YES NO

AMOUNT: EXPIRATION DATE:

Are matching funds Budgeted? YES NO Account Code(s):

Estimated Operations and Maintenance Budget

3. SCOPE OF PROJECT:

Individuals / Departments who provided input:

DESCRIPTION OF PROJECT: Project Scope consists of milling and resurfacing the existing roads, replace existing broken sidewalk, curb and gutter and medians curb, new paint striping and new handicap ramps at street intersections, including medians landscaping. Location at Glen Royal Parkway.

ADA Compliant? YES NO N/A

Approved by Audit Committee? YES NO N/A DATE APPROVED: 3/15/05

Approved by Bond Oversight Board? YES NO N/A DATE APPROVED: 3/22/05

Approved by Commission? YES NO N/A DATE APPROVED:

Community Mtg/Dist. Commissioner Approval? YES NO N/A DATES:

Revisions to Original Scope? YES NO (If YES see Item 5 below)

Time Approval 6 months 12 months Date for next Oversight Board Update:

4. CONCEPTUAL COST ESTIMATE BREAKDOWN

Has a conceptual cost estimate been developed based upon the initial established scope? YES NO If yes,

DESIGN COST:

CONSTRUCTION COST:

Is conceptual estimate within project budget? YES NO

If not, have additional funds been identified? YES NO

Source(s) of additional funds:

Approved by Commission? YES NO N/A DATE APPROVED:

Approved by Bond Oversight Board? YES NO N/A DATE APPROVED:

5. REVISIONS TO ORIGINAL SCOPE

Individuals / Departments who provided input:

Justifications for change:

Description of change:

Fiscal Impact YES NO HOW MUCH?

Have additional funds been identified? YES NO

Source(s) of additional funds:

Time impact

Approved by Commission? YES NO N/A DATE APPROVED:

Approved by Bond Oversight Board? YES NO N/A DATE APPROVED:

6. COMMENTS:

APPROVAL: [Signature]

DATE: 3/22/05

BOND OVERSIGHT BOARD

Enclosures: Back-Up Materials YES NO



# PROJECT ANALYSIS FORM

Department of Capital Improvements  
City of Miami

Date Prepared:	2/10/2005
Revised Date:	
Revised Date:	
Revised Date:	

<b>PROJECT NAME: Glen Royal Parkway</b>		
ADDRESS / LOCATION: Glen Royal Parkway		PROJECT No.: B-30230
NET OFFICE:		DISTRICT: D3
CLIENT DEPT:		EST. PROJECT COST:
CLIENT CONTACT:	TEL.:	ALLOCATED FUNDS:
PROJECT MANAGER: Ed Herald	TEL.: (305) 416-1290	PROCUREMENT:
CONSTR. MANAGER:	TEL.:	PROJECT TEAM: Streets
INSPECTOR / CEO:	TEL.:	
EST. DESIGN START:	EST. BID ADV.:	EST. CONSTRUCTION START:
EST. DESIGN END:	EST. AWARD DATE:	EST. CONSTRUCTION END:

PRODUCTION PHASE		Percentage	
A.	Design Svcs. - Outside Consultant	Prime Consultant: _____	
1	Basic Fees:	0.0%	\$0
2	Additional Services:	0.0%	\$0
		<b>SUB-TOTAL:</b>	<b>\$0</b>
B.	Design Svcs. - CIP		
1	In-house Basic Design Fee:	0.0%	\$0
2	In-house Additional Design Services:	0.0%	\$0
		<b>SUB-TOTAL:</b>	<b>\$0</b>
C.	Production Management Services		
1	Prod. Mgmt. of Outside Consultant by CIP:		\$25,000
2	Prod. Mgmt. of Outside Consultant by Industry Partner:		
		<b>SUB-TOTAL:</b>	<b>\$25,000</b>
D.	Miscellaneous Services		
1	Survey:	Vendor: _____	
2	Re-plat:	Vendor: _____	
3	Geotechnical Testing:	Vendor: _____	
4	Utility Locations (Soft Digs):	Vendor: _____	
5	Asbestos Survey:	Vendor: _____	
6	Energy / HVAC Calculations:	Vendor: _____	
7	Phase I Environmental:	Vendor: _____	
8	Phase II Environmental:	Vendor: _____	
9	Structural Testing:	Vendor: _____	
10	Archeological Survey:	Vendor: _____	
11	Other:	Vendor: _____	
		<b>SUB-TOTAL:</b>	<b>\$0</b>
E.	Special Fees / Assessments:		
1	DERM (Plans review, environmental permits, etc.):	Fee Waiver <input type="checkbox"/>	
2	Miami-Dade County Water and Sewer Department (Plan review)		
3	Florida Department of Environmental Protection (Permits):		
4	FDOT (Plans review, inspections, etc.):		
5	South Florida Water Management District (Permits):		
6	U.S. Army Corps of Engineers (Plans review, permits):		
7	HRS (Plans review, inspections, etc.):		
8	Other:		
		<b>SUB-TOTAL:</b>	<b>\$0</b>
<b>PRODUCTION PHASE TOTAL:</b>			<b>\$25,000</b>

CONSTRUCTION PHASE		
F.	Construction:	JOC Contractor: N/A
1	Construction Estimate:	\$65,762
2	Contingency Allowance:	\$10,000
3	Data & Telecommunication Systems (IT Dept.):	
4	Fixtures, Furniture and Equipment:	
5	WASA System Betterment:	
6	FPL Contribution-in-Aid-of Construction:	
7	Other: Additional header curb for swale block	
<b>SUB-TOTAL:</b>		<b>\$75,762</b>





PROJECT COST ESTIMATE

PROJECT COST ESTIMATE	G City and other Gov't Agencies Permit Fees		
	1	City of Miami Permits: _____ Bldg. Dept. <input type="checkbox"/> Public Works <input type="checkbox"/>	
	2	Miami-Dade County Impact Fees: _____	
	3	Miami-Dade County Archeological Monitoring: _____	
	4	Other: _____	
			SUB-TOTAL: \$0
			<b>CONSTRUCTION PHASE TOTAL: \$75,762</b>
	<b>CONSTRUCTION ADMINISTRATION</b>		
	H	Construction Inspection Services - CIP:	\$0
	I	Construction Mgmt. - Industry Partner: _____ 5.0%	\$3,288
	J	Construction Engineering Observer (CEO) - Industry Partner _____ 7.00%	\$4,603
	K	JOC Administration _____ 0.0%	\$0
			<b>CONSTRUCTION ADMINISTRATION TOTAL: \$7,891</b>
	<b>ADMINISTRATIVE EXPENSES</b>		
	L	CIP Dept. (Mgmt./Budget/Procurement/Comm.): _____ 4.0%	\$2,630
M	Industry Partner Program Mgmt. Support: _____ 3.0%	\$1,973	
		<b>ADMINISTRATIVE EXPENSES TOTAL: \$4,603</b>	
<b>LAND ACQUISITION EXPENSES</b>			
N	Land Cost: _____		
O	Transaction Costs: _____ 0.0%	\$0	
		<b>LAND ACQUISITION TOTAL: \$0</b>	
		<b>GRAND TOTAL - ESTIMATED PROJECT COST: \$113,257</b>	

PROJECT SCOPE	<p>This project consists of milling and resurfacing the existing roads, replace existing broken sidewalk, curb and gutter and medians curb, new paint striping and new handicap ramps at street intersections, including medians landscaping.</p> <p>Location: Glen Royal Parkway.</p>
---------------	--

NOTES	
-------	--

FUND SOURCES	Fund: <u>Homeland Defense Bonds</u> CIP # <u>311713</u> Fiscal Year Available	Amount: <u>131,000</u>
	Fund: _____ CIP # _____	Amount: _____
	Fund: _____ CIP # _____	Amount: _____
	Fund: _____ CIP # _____	Amount: _____
	Fund: _____ CIP # _____	Amount: _____
	Fund: _____ CIP # _____	Amount: _____
	<b>TOTAL ALLOCATED AMOUNT: \$0</b>	

VALIDATION	Project Manager: <u>Ed Herald</u>  Sign	Date: <u>2/10/2005</u>
	Sr. Project Manager: <u>Alvaro Alonso</u>  Sign	Date: <u>2/10/2005</u>
	Reviewed by: <u>Pilar Saenz</u>  Sign CIP Budget Administrator	Date: <u>2-14-05</u>
	Accepted by: <u>Mary Conway</u>  Sign Director of the Client Department	Date: <u>2/15/05</u>

Copies To: CLIENT DEPARTMENT, ALL CIP SECTION CHIEFS, CIP SENIOR ACCOUNTANT, HDR PROGRAM MANAGER



# WEEKLEY ASPHALT PAVING, INC.

20855 SW 36th Street, Weston, FL 33332  
 BROWARD: (954) 389-5311 DADE: (305) 625-3133 FAX: (954) 389-5121

WAP JOB NO.:  
 CONTRACT NO.: H-9-03-242-B1  
 PG NO.:  
 DESCRIPTION: FLAGLER TERR. & GLEN ROYAL PKWY.

Item Number	Quantity	Unit	Unit Price	Commodity Code	Description	Proposed Amount
012	1350.000	ED	\$0.45	913 67 050 0009	Barricade-Temp	\$ 607.50
013	60.000	ED	\$29.00	913 67 050 0010	Advance Warning Arrow Panels	\$ 1,740.00
026		Acre	\$2,300.00	913 67 050 0023	Clearing and Grubbing	\$ -
027		SY	\$6.10	913 67 050 0024	Removal of Existing Pavement	\$ -
028	176.000	SY	\$9.50	913 67 050 0025	Remove Concrete (up to 6" thick)	\$ 1,672.00
031		SF	\$7.95	913 67 050 0028	Install Decorative Pavers	\$ -
032	75.000	CY	\$13.95	913 67 050 0029	Regular Excavation	\$ 1,046.25
040a	225.000	SY	\$32.70	913 67 050 xxxx	8.5" ABC-3 Asphalt Base	\$ 7,357.50
048	370.000	GAL	\$2.25	913 67 050 0043	Bituminous Material (Tack Coat)	\$ 832.50
049	4594.000	SY	\$3.00	913 67 050 0044	Milling Existing Asphalt Pavemnt	\$ 13,782.00
051	345.000	TN	\$70.00	913 67 050 0293	Type S Asphaltic Concrete - 100 to 500 Tons	\$ 24,150.00
146	176.000	SY	\$26.00	913 67 050 0137	Concrete Sidewalk (4" Thick)	\$ 4,576.00
147	115.000	SY	\$33.00	913 67 050 0138	Concrete Sidewalk (6" Thick)	\$ 3,795.00
180	60.000	HR	\$34.00	913 67 050 0154	Additional Laborer (Inc all pay/fringe benefits)	\$ 2,040.00
269	3.000	AS	\$140.00	913 67 050 0235	Relocate Existing Sign (Single Post)	\$ 420.00
292	1.000	EA	\$125.00	913 67 050 0258	Messages (Pavement) (Thermoplastic)	\$ 125.00
293	1.000	EA	\$43.00	913 67 050 0259	Arrows (Directional) (Thermoplastic)	\$ 43.00
296	600.000	LF	\$0.90	913 67 050 0262	Traffic Stripe (Solid) (6") (Thermoplastic)	\$ 540.00
300	95.000	LF	\$2.90	913 67 050 0266	Traffic Stripe (Solid) (24") (Thermoplastic)	\$ 275.50
	2.000	DAY	\$ 1,380.00	913 99 004 0000	Pass Thru - VACUM TRUCK W/ CREW TO CLEAN INLETS.	\$ 2,760.00
<b>TOTAL</b>						<b>\$ 65,762.25</b>

This is only a "Budget Quote" based on what should be expected. The actual cost will be based on field measurements and as agreed to by the owner and Weekley Asphalt Paving, Inc.

- 1) Inlet cleaning does not include system pump down if required.
- 2) Pole removal is not included.

*CONTINGENCY \$ 10,000*

*TOTAL \$ 75,762.25*

DEPARTMENT OF CAPITAL IMPROVEMENTS

PROJECT OVERVIEW FORM



1. DATE: 3/22/05 DISTRICT: 5
NAME OF PROJECT: MODEL CITY BEAUTIFICATION PROJECT
INITIATING DEPARTMENT/DIVISION:
INITIATING CONTACT PERSON/CONTACT NUMBER: Cesar Gonzalez (305) 416-1219 & Ed Herald (305) 416-1290
C.I.P. DEPARTMENT CONTACT: Capital Improvements
RESOLUTION NUMBER: CIP/PROJECT NUMBER: 311715
ADDITIONAL PROJECT NUMBER: (IF APPLICABLE)

2. BUDGETARY INFORMATION: Are funds budgeted? YES NO If yes,
TOTAL DOLLAR AMOUNT: \$447,975
SOURCE OF FUNDS: District 5-Quality of Life Improvements
ACCOUNT CODE(S): CIP #311715
If grant funded, is there a City match requirement? YES NO
AMOUNT: EXPIRATION DATE:
Are matching funds Budgeted? YES NO Account Code(s):
Estimated Operations and Maintenance Budget

3. SCOPE OF PROJECT:
Individuals / Departments who provided input:
DESCRIPTION OF PROJECT: Project Scope consists of milling and resurfacing the existing roads, replace existing broken sidewalk, curb and gutter and medians curb, new paint striping and new handicap ramps at street intersections, landscaping. Location No. N.W. 59 St, 58th Terrace and 58 Street between NW 17 Avenue and 12 Avenue.

ADA Compliant? YES NO N/A
Approved by Audit Committee? YES NO N/A DATE APPROVED: 3/15/05
Approved by Bond Oversight Board? YES NO N/A DATE APPROVED: 3/22/05
Approved by Commission? YES NO N/A DATE APPROVED:
Community Mtg/Dist. Commissioner Approval? YES NO N/A DATES:
Revisions to Original Scope? YES NO (If YES see Item 5 below)
Time Approval 6 months 12 months Date for next Oversight Board Update:

4. CONCEPTUAL COST ESTIMATE BREAKDOWN
Has a conceptual cost estimate been developed based upon the initial established scope? YES NO If yes,
DESIGN COST:
CONSTRUCTION COST:
Is conceptual estimate within project budget? YES NO
If not, have additional funds been identified? YES NO
Source(s) of additional funds:
Approved by Commission? YES NO N/A DATE APPROVED:
Approved by Bond Oversight Board? YES NO N/A DATE APPROVED:

5. REVISIONS TO ORIGINAL SCOPE
Individuals / Departments who provided input:
Justifications for change:
Description of change:
Fiscal Impact YES NO HOW MUCH?
Have additional funds been identified? YES NO
Source(s) of additional funds:
Time impact
Approved by Commission? YES NO N/A DATE APPROVED:
Approved by Bond Oversight Board? YES NO N/A DATE APPROVED:

6. COMMENTS:
APPROVAL [Signature] DATE: 3/22/05
BOND OVERSIGHT BOARD



**PROJECT ANALYSIS FORM**  
 Department of Capital Improvements  
 City of Miami

Date Prepared:	2/10/2005
Revised Date:	
Revised Date:	
Revised Date:	

<b>PROJECT NAME: Model City Beautification</b>		
<b>ADDRESS / LOCATION:</b> N.W 59th Street, 58th Terrace and 58th Street between N.W	<b>PROJECT No.:</b>	B-30204
<b>NET OFFICE:</b>	<b>DISTRICT:</b>	D5
<b>CLIENT DEPT:</b> NET	<b>EST. PROJECT COST:</b>	
<b>CLIENT CONTACT:</b>	<b>TEL.:</b>	<b>ALLOCATED FUNDS:</b>
<b>PROJECT MANAGER:</b> Ed Herald	<b>TEL.:</b> (305) 416-1290	<b>PROCUREMENT:</b>
<b>CONSTR. MANAGER:</b>	<b>TEL.:</b>	<b>PROJECT TEAM:</b> Streets
<b>INSPECTOR / CEO:</b>	<b>TEL.:</b>	
<b>EST. DESIGN START:</b>	<b>EST. BID ADV.:</b>	<b>EST. CONSTRUCTION START:</b>
<b>EST. DESIGN END:</b>	<b>EST. AWARD DATE:</b>	<b>EST. CONSTRUCTION END:</b>

<b>PRODUCTION PHASE</b>		Percentage	
A.	Design Svcs. - Outside Consultant	Prime Consultant: _____	
1	Basic Fees:	0.0%	
2	Additional Services:	0.0%	\$0
			<b>SUB-TOTAL: \$0</b>
B.	Design Svcs. - CIP		
1	In-house Basic Design Fee:	0.0%	\$0
2	In-house Additional Design Services:	0.0%	\$0
			<b>SUB-TOTAL: \$0</b>
C.	Production Management Services		
1	Prod. Mgmt. of Outside Consultant by CIP:	0.0%	\$0
2	Prod. Mgmt. of Outside Consultant by Industry Partner:	0.0%	\$0
			<b>SUB-TOTAL: \$0</b>
D.	Miscellaneous Services		
1	Survey:	Vendor:	
2	Re-plat:	Vendor:	
3	Geotechnical Testing:	Vendor:	
4	Utility Locations (Soft Digs):	Vendor:	
5	Asbestos Survey:	Vendor:	
6	Energy / HVAC Calculations:	Vendor:	
7	Phase I Environmental:	Vendor:	
8	Phase II Environmental:	Vendor:	
9	Structural Testing:	Vendor:	
10	Archeological Survey:	Vendor:	
11	Other:	Vendor:	
			<b>SUB-TOTAL: \$0</b>
E.	Special Fees / Assessments:		
1	DERM (Plans review, environmental permits, etc.):	Fee Waiver <input type="checkbox"/>	
2	Miami-Dade County Water and Sewer Department (Plan review)		
3	Florida Department of Environmental Protection (Permits):		
4	FDOT (Plans review, inspections, etc.):		
5	South Florida Water Management District (Permits):		
6	U.S. Army Corps of Engineers (Plans review, permits):		
7	HRS (Plans review, inspections, etc.):		
8	Other:		
			<b>SUB-TOTAL: \$0</b>
			<b>PRODUCTION PHASE TOTAL: \$0</b>

PROJECT COST ESTIMATE




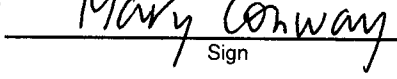
<b>CONSTRUCTION PHASE</b>			
F.	Construction:	JOC Contractor: N/A	
1	Construction Estimate:		\$364,208
2	Contingency Allowance:	10.0%	\$36,421
3	Data & Telecommunication Systems (IT Dept.):		
4	Fixtures, Furniture and Equipment:		
5	WASA System Betterment:		
6	FPL Contribution-in-Aid-of Construction:		
7	Other: Additional header curb for swale block		
			<b>SUB-TOTAL: \$400,628</b>

PROJECT COST ESTIMATE	G City and other Gov't Agencies Permit Fees			
	1	City of Miami Permits:	Bldg. Dept. <input type="checkbox"/> Public Works <input type="checkbox"/>	
	2	Miami-Dade County Impact Fees:		
	3	Miami-Dade County Archeological Monitoring:		
	4	Other:		
	SUB-TOTAL:			\$0
	CONSTRUCTION PHASE TOTAL:			\$400,628
	<b>CONSTRUCTION ADMINISTRATION</b>			
	H	Construction Inspection Services - CIP:	0.0%	\$0
	I	Construction Mgmt. - Industry Partner:	2.0%	\$7,284
	J	Construction Engineering Observer (CEO) - Industry Partner	7.00%	\$25,495
	K	JOC Administration	4.0%	
	CONSTRUCTION ADMINISTRATION TOTAL:			\$32,779
	<b>ADMINISTRATIVE EXPENSES</b>			
	L	CIP Dept. (Mgmt./Budget/Procurement/Comm.):	3.0%	\$10,926
M	Industry Partner Program Mgmt. Support:	1.0%	\$3,642	
ADMINISTRATIVE EXPENSES TOTAL:			\$14,568	
<b>LAND ACQUISITION EXPENSES</b>				
N	Land Cost:			
O	Transaction Costs:	0.0%	\$0	
LAND ACQUISITION TOTAL:			\$0	
<b>GRAND TOTAL - ESTIMATED PROJECT COST:</b>			<b>\$447,975</b>	

PROJECT SCOPE	This project consists of milling and resurfacing the existing roads, replace existing broken sidewalk, curb and gutter and medians curb, new paint striping and new handicap ramps at street intersections, landscaping. Project Limits: N.W 59th Street, 58th Terrace and 58th Street between N.W 17th Avenue and 12th Avenue.		
---------------	--	--	--

NOTES			
-------	--	--	--

FUND SOURCES	Fund:	Homeland Defense Bonds	CIP #	311715	Fiscal Year Available	Amount:
	Fund:		CIP #			Amount:
	Fund:		CIP #			Amount:
	Fund:		CIP #			Amount:
	Fund:		CIP #			Amount:
	Fund:		CIP #			Amount:
	TOTAL ALLOCATED AMOUNT:					

VALIDATION	Project Manager:	Ed Herald		Date:	2/10/2005
	Sr. Project Manager:	Alvaro Alonso		Date:	2/10/2005
	Reviewed by:	Pilar Saenz CIP Budget Administrator		Date:	2-14-05
	Accepted by:	Mary H Conway Director of the Client Department		Date:	2/15/05

Copies To: CLIENT DEPARTMENT, ALL CIP SECTION CHIEFS, CIP SENIOR ACCOUNTANT, HDR PROGRAM MANAGER





# WEEKLEY ASPHALT PAVING, INC.

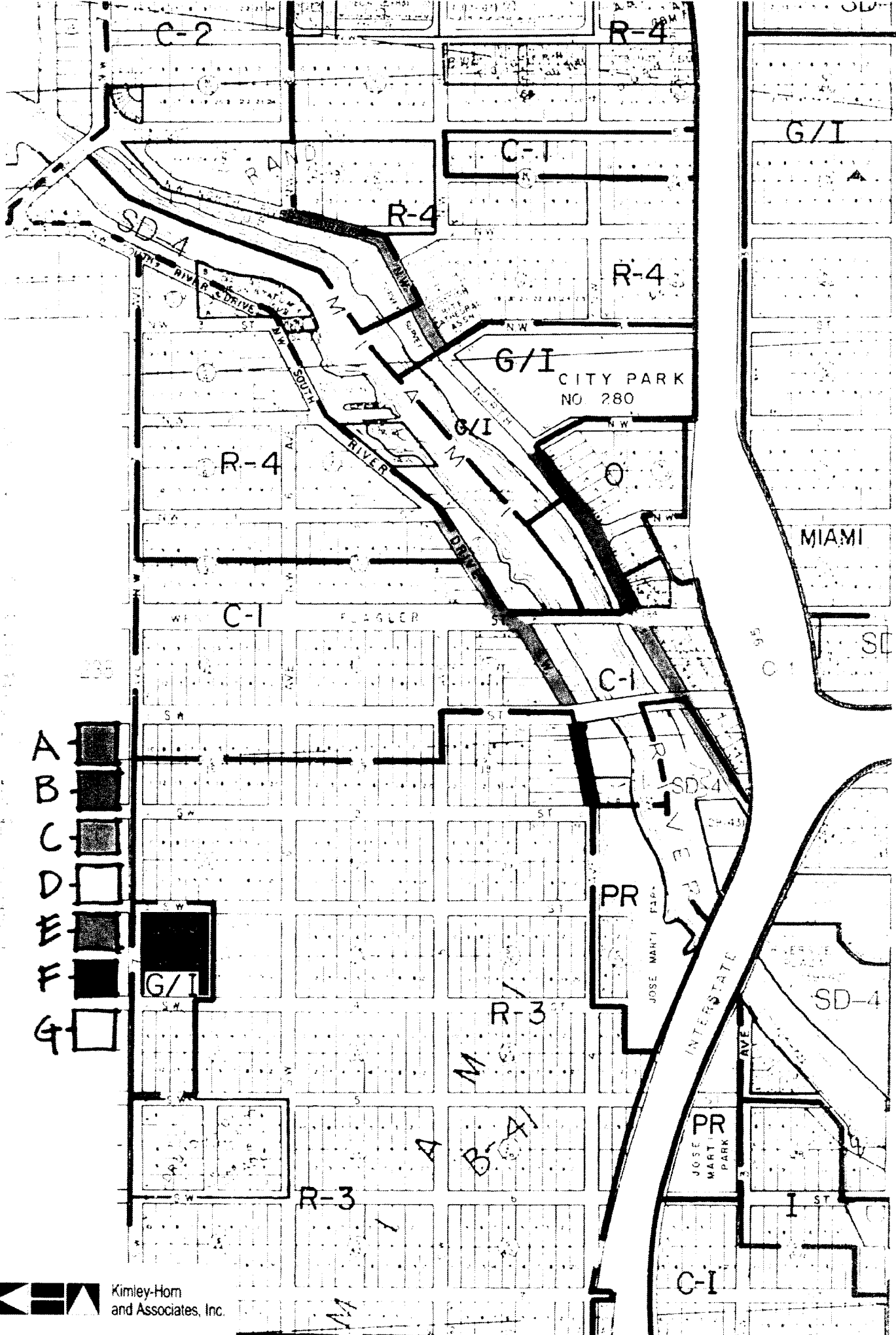
20855 SW 36th Street, Weston, FL 33332  
 BROWARD: (954) 389-5311 DADE: (305) 625-3133 FAX: (954) 389-5121

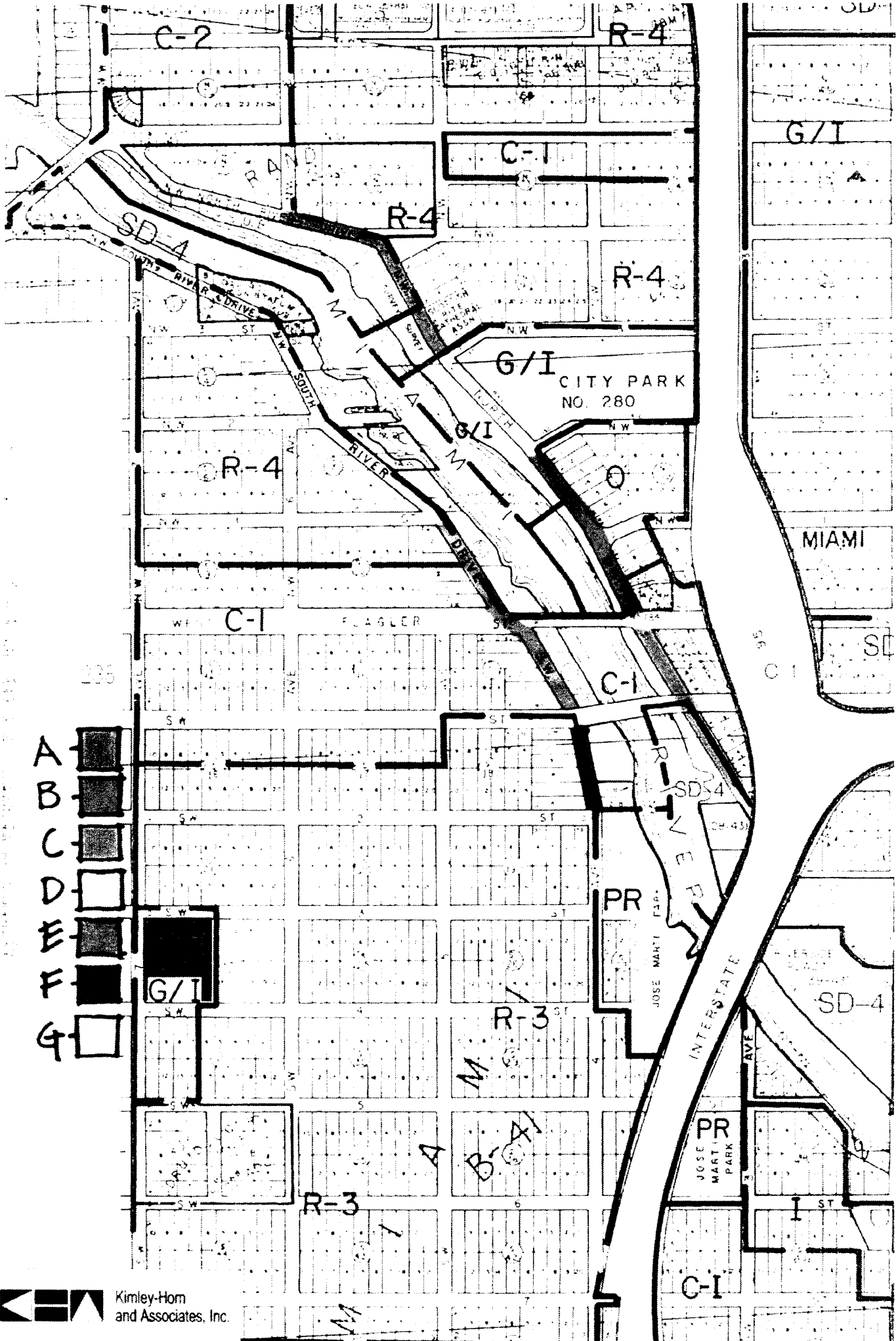
WAP JOB NO.:  
 CONTRACT NO.: H-9-03-242-B1  
 PG NO.:  
 DESCRIPTION: B-30204 MODEL CITY BEAUTIFICATION

Item Number	Quantity	Unit	Unit Price	Commodity Code	Description	Proposed Amount
007	2700.000	ED	\$1.20	913 67 050 0005	Work Zone Signs	\$ 3,240.00
012	4500.000	ED	\$0.45	913 67 050 0009	Barricade-Temp	\$ 2,025.00
013	90.000	ED	\$29.00	913 67 050 0010	Advance Warning Arrow Panels	\$ 2,610.00
028	2610.000	SY	\$9.50	913 67 050 0025	Remove Concrete (up to 6" thick)	\$ 24,795.00
029	1677.000	LF	\$5.90	913 67 050 0026	Remove Concrete Curb & Gutter	\$ 9,894.30
035	172.000	CY	\$11.95	913 67 050 0032	Embankment	\$ 2,055.40
036	300.000	SY	\$1.00	913 67 050 0033	Final Dressing	\$ 300.00
048	1020.000	GAL	\$2.25	913 67 050 0043	Bituminous Material (Tack Coat)	\$ 2,295.00
049	25515.000	SY	\$3.00	913 67 050 0044	Milling Existing Asphalt Pavemnt	\$ 76,545.00
052	1595.000	TN	\$70.00	913 67 050 0294	Type S Asphaltic Concrete - Over 500 Tons	\$ 111,650.00
138	430.000	LF	\$30.00	913 67 050 0129	Concrete Curb and Gutter (Type"F")	\$ 12,900.00
141	1247.000	LF	\$20.00	913 67 050 0132	Concrete Curb and Gutter (Type"D")	\$ 24,940.00
146	2120.000	SY	\$26.00	913 67 050 0137	Concrete Sidewalk (4" Thick)	\$ 55,120.00
147	490.000	SY	\$33.00	913 67 050 0138	Concrete Sidewalk (6" Thick)	\$ 16,170.00
166	70.000	MG	\$45.00	913 67 050 0269	Water for Plant Establishment	\$ 3,150.00
175	16.000	EA	\$300.00	913 67 050 0278	Canopy Trees Up to 4" D.B.H.	\$ 4,800.00
180	90.000	HR	\$34.00	913 67 050 0154	Additional Laborer (Inc all pay/fringe benefits)	\$ 3,060.00
287	1320.000	LF	\$0.80	913 67 050 0253	Solid Traffic Stripe, Painted (6")	\$ 1,056.00
300	242.000	LF	\$2.90	913 67 050 0266	Traffic Stripe (Solid) (24") (Thermoplastic)	\$ 701.80
	5.000	DAY	\$ 1,380.00	913 99 004 0000	Pass Thru - VACUM TRUCK W/ CREW TO CLEAN INLETS.	\$ 6,900.00
					SUB TOTAL	\$ 364,207.50
					CONTINGENCY	\$ 36,421.00
					<b>TOTAL</b>	<b>\$ 400,628.50</b>

This is only a "Budget Quote" based on what should be expected. The actual cost will be based on field measurements and as agreed to by the owner and Weekley Asphalt Paving, Inc.

- 1) Inlet cleaning does not include system pump down if required.





# Rescinded.

- Model City Beautification Project.

TOTAL DOLLAR AMOUNT: <u>\$447,975</u>
SOURCE OF FUNDS: <u>District 5-Quality of Life Improvements</u>
DESCRIPTION OF PROJECT: <u>Project Scope consists of milling and resurfacing the existing roads, replace existing broken sidewalk, curb and gutter and medians curb, new paint striping and new handicap ramps at street intersections, landscaping. Location No. N.W. 59 St, 58<sup>th</sup> Terrace and 58 Street between NW 17 Avenue and 12 Avenue.</u>

HD/NIB MOTION 05-23

A MOTION TO APPROVE THE AUDIT COMMITTEE'S RECOMMENDATION TO FUND THE MODEL CITY BEAUTIFICATION PROJECT.

MOVED: L. CABRERA  
SECONDED: A. SUMNER  
ABSENT: R. Aedo, R. Cayard, L. De Rosa, R. Flanders, D. Marko.  
Note for the Record: Motion passed by unanimous vote of all Board Members present.

- Downtown Infrastructure Street Phase I.

TOTAL DOLLAR AMOUNT: <u>\$2,587,932</u>
SOURCE OF FUNDS: <u>Downtown Infrastructure Improvements</u>
DESCRIPTION OF PROJECT: <u>Project Scope consists of milling and resurfacing the existing roads, replace existing broken sidewalk, curb and gutter and medians curb, new paint striping and new handicap ramps at street intersections by the following boundary area: South by Miami River on the North by 5 Street, on the East by Biscayne Blvd and on the West By I-95 Expressway.</u>

HD/NIB MOTION 05-24

A MOTION TO APPROVE THE AUDIT COMMITTEE'S RECOMMENDATION TO FUND THE DOWNTOWN INFRASTRUCTURE STREET PHASE I.

MOVED: M. CRUZ  
SECONDED: A. SUMNER  
ABSENT: R. Aedo, R. Cayard, L. De Rosa, R. Flanders, D. Marko.  
Note for the Record: Motion passed by unanimous vote of all Board Members present.

DEPARTMENT OF CAPITAL IMPROVEMENTS

PROJECT OVERVIEW FORM



1. DATE: 3/22/05 DISTRICT: 2

NAME OF PROJECT: DOWNTOWN INFRASTRUCTURE STREET PHASE I PROJECT

INITIATING DEPARTMENT/DIVISION:

INITIATING CONTACT PERSON/CONTACT NUMBER: Cesar Gonzalez (305) 416-1219

C.I.P. DEPARTMENT CONTACT: Capital Improvements

RESOLUTION NUMBER: CIP/PROJECT NUMBER: 341210

ADDITIONAL PROJECT NUMBER: (IF APPLICABLE)

2. BUDGETARY INFORMATION: Are funds budgeted? YES NO If yes,

TOTAL DOLLAR AMOUNT: \$2,587,932

SOURCE OF FUNDS: Downtown Infrastructure Improvements

ACCOUNT CODE(S): CIP #341210

If grant funded, is there a City match requirement? YES NO

AMOUNT: EXPIRATION DATE:

Are matching funds Budgeted? YES NO Account Code(s):

Estimated Operations and Maintenance Budget

3. SCOPE OF PROJECT:

Individuals / Departments who provided input:

DESCRIPTION OF PROJECT: Project Scope consists of milling and resurfacing the existing roads, replace existing broken sidewalk, curb and gutter and medians curb, new paint striping and new handicap ramps at street intersections by the following boundary area: South by Miami River on the North by 5 Street, on the East by Biscayne Blvd and on the West By I-95 Expressway.

ADA Compliant? YES NO N/A

Approved by Audit Committee? YES NO N/A DATE APPROVED: 3/15/05

Approved by Bond Oversight Board? YES NO N/A DATE APPROVED: 3/22/05

Approved by Commission? YES NO N/A DATE APPROVED:

Community Mtg/Dist. Commissioner Approval? YES NO N/A DATES:

Revisions to Original Scope? YES NO (If YES see Item 5 below)

Time Approval 6 months 12 months Date for next Oversight Board Update:

4. CONCEPTUAL COST ESTIMATE BREAKDOWN

Has a conceptual cost estimate been developed based upon the initial established scope? YES NO If yes, DESIGN COST:

CONSTRUCTION COST:

Is conceptual estimate within project budget? YES NO

If not, have additional funds been identified? YES NO

Source(s) of additional funds:

Approved by Commission? YES NO N/A DATE APPROVED:

Approved by Bond Oversight Board? YES NO N/A DATE APPROVED:

5. REVISIONS TO ORIGINAL SCOPE

Individuals / Departments who provided input:

Justifications for change:

Description of change:

Fiscal Impact YES NO HOW MUCH?

Have additional funds been identified? YES NO

Source(s) of additional funds:

Time impact

Approved by Commission? YES NO N/A DATE APPROVED:

Approved by Bond Oversight Board? YES NO N/A DATE APPROVED:

6. COMMENTS:

APPROVAL: [Signature] BOND OVERSIGHT BOARD

DATE: 3/22/05



# PROJECT ANALYSIS FORM

Department of Capital Improvements  
City of Miami

Date Prepared:	1/31/2005
Revised Date:	
Revised Date:	
Revised Date:	

<b>PROJECT NAME: DOWNTOWN INFRASTRUCTURE STREET PHASE I</b>		
<b>ADDRESS / LOCATION:</b> Downtown Area	<b>PROJECT No.:</b> B-39902	
<b>NET OFFICE:</b>	<b>DISTRICT:</b> D2	
<b>CLIENT DEPT:</b> NET	<b>EST. PROJECT COST:</b> \$2,600,000	
<b>CLIENT CONTACT:</b>	<b>TEL.:</b>	<b>ALLOCATED FUNDS:</b>
<b>PROJECT MANAGER:</b> Cesar Gonzalez	<b>TEL.:</b> (305) 416-1219	<b>PROCUREMENT:</b>
<b>CONSTR. MANAGER:</b>	<b>TEL.:</b>	<b>PROJECT TEAM:</b> Transportation
<b>INSPECTOR / CEO:</b>	<b>TEL.:</b>	
<b>T. DESIGN START:</b>	<b>EST. BID ADV.:</b>	<b>EST. CONSTRUCTION START:</b>
<b>EST. DESIGN END:</b>	<b>EST. AWARD DATE:</b>	<b>EST. CONSTRUCTION END:</b>

PRODUCTION PHASE		Percentage
A. Design Svcs. - Outside Consultant Prime Consultant: <u>Metri Engineering, INC.</u>		
1	Basic Fees:	\$66,932
2	Additional Services:	\$0
		<b>SUB-TOTAL: \$66,932</b>
B. Design Svcs. - CIP		
1	In-house Basic Design Fee:	0.0% \$0
2	In-house Additional Design Services:	0.0% \$0
		<b>SUB-TOTAL: \$0</b>
C Production Management Services		
1	Prod. Mgmt. of Outside Consultant by CIP:	\$0
2	Prod. Mgmt. of Outside Consultant by Industry Partner:	\$0
		<b>SUB-TOTAL: \$0</b>
D Miscellaneous Services		
1	Survey: Vendor:	
2	Re-plat: Vendor:	
3	Geotechnical Testing: Vendor:	
4	Utility Locations (Soft Digs): Vendor:	
5	Traffic Data Collection Vendor:	
6	Energy / HVAC Calculations: Vendor:	
7	Phase I Environmental: Vendor:	
8	Phase II Environmental: Vendor:	
9	Structural Testing: Vendor:	
10	Archeological Survey: Vendor:	
11	Other: Allowance Vendor:	
		<b>SUB-TOTAL: \$0</b>
E Special Fees / Assessments:		
1	DERM (Plans review, environmental permits, etc.):	Fee Waiver <input checked="" type="checkbox"/>
2	Miami-Dade County Water and Sewer Department (Plan review)	
3	Florida Department of Environmental Protection (Permits):	
4	FDOT (Plans review, inspections, etc.):	
5	South Florida Water Management District (Permits):	
6	U.S. Army Corps of Engineers (Plans review, permits):	
7	HRS (Plans review, inspections, etc.):	
8	Other:	
		<b>SUB-TOTAL: \$0</b>
		<b>PRODUCTION PHASE TOTAL: \$66,932</b>
<b>CONSTRUCTION PHASE</b>		
F Construction: JOC Contractor: _____		
1	Construction Estimate:	\$2,200,000
2	Contingency Allowance:	10.0% \$200,000
3	Data & Telecommunication Systems (IT Dept.):	
4	Fixtures, Furniture and Equipment:	
5	WASA System Betterment:	
6	FPL Contribution-in-Aid-of Construction:	
7	Other:	
		<b>SUB-TOTAL: \$2,400,000</b>







PROJECT COST ESTIMATE

PROJECT COST ESTIMATE	G City and other Gov't Agencies Permit Fees			
	1	City of Miami Permits:	Bldg. Dept. <input type="checkbox"/> Public Works <input type="checkbox"/>	
	2	Miami-Dade County Impact Fees:		
	3	Miami-Dade County Archeological Monitoring:		
	4	Other:		
			SUB-TOTAL:	\$0
			CONSTRUCTION PHASE TOTAL:	\$2,400,000
	<b>CONSTRUCTION ADMINISTRATION</b>			
	H	Construction Inspection Services - CIP:	2.0%	\$44,000
	I	Construction Mgmt. - Industry Partner:	3.0%	
	J	Construction Engineering Observer (CEO) - Industry Partner	2.0%	
	K	JOC Administration	4.0%	
			CONSTRUCTION ADMINISTRATION TOTAL:	\$44,000
	<b>ADMINISTRATIVE EXPENSES</b>			
	L	CIP Dept. (Mgmt./Budget/Procurement/Comm.):	3.0%	\$66,000
M	Industry Partner Program Mgmt. Support:	0.5%	\$11,000	
		ADMINISTRATIVE EXPENSES TOTAL:	\$77,000	
<b>LAND ACQUISITION EXPENSES</b>				
N	Land Cost:			
O	Transaction Costs:	0.0%	\$0	
		LAND ACQUISITION TOTAL:	\$0	
		GRAND TOTAL - ESTIMATED PROJECT COST:	\$2,587,932	

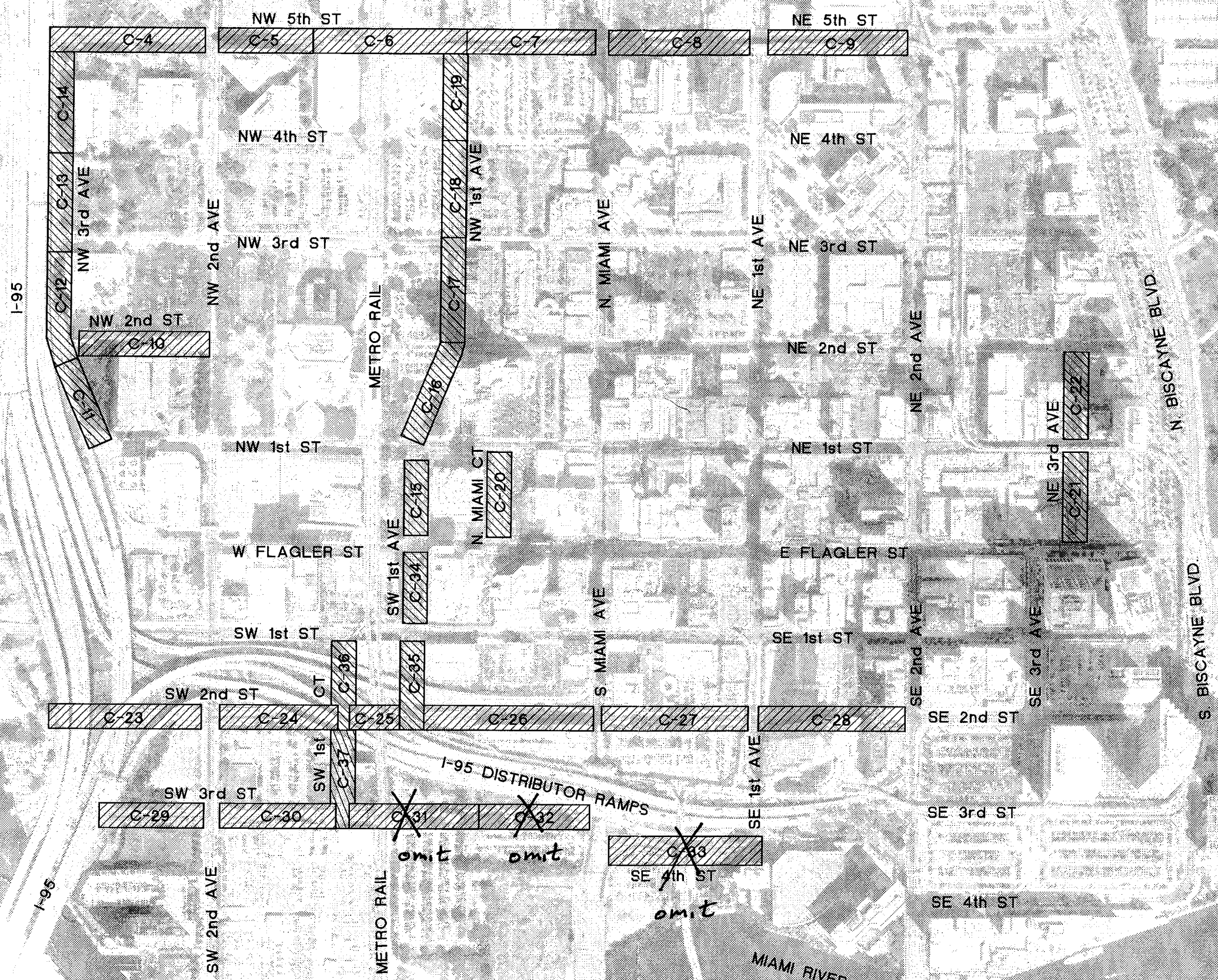
**PROJECT SCOPE**  
 This project consists of milling and resurfacing the existing roads, replace existing broken sidewalk, curb and gutter and medians curb, new paint striping and new handicap ramps at street intersections by the following boundary area: South by Miami river on the North by 5th Street, on the East by Biscayne Boulevard and on the West by I-95 Expressway.

**NOTES**  
*\*Balance to complete total Estim. Proj. Cost. to be transferred from Project # B-30177 "Downtown Infrastructure Streets - phase 2". The PAF from B-30177 will need to be modified and submitted for approval.*

FUND SOURCES	385200-1	2002 Homeland Defense/neighborhood improv.	CIP #	341210	Fiscal Year Available	Amount:	\$2,478,000
			CIP #			Amount:	*(See Note Above)
			CIP #			Amount:	
			CIP #			Amount:	
			CIP #			Amount:	
			CIP #			Amount:	
							TOTAL ALLOCATED AMOUNT:

VALIDATION	Project Manager:	Cesar Gonzalez		Date:	1/31/2005
	Sr. Project Manager:	Cesar Gonzalez		Date:	1/31/2005
	Reviewed by:	 Pilar Saenz CIP Budget Administrator		Date:	1-31-05
	Accepted by:	 Jorge Cano Director of the Client Department		Date:	1/31/05






I-95

I-95

MIAMI RIVER

MIAMI RIVER



NW 5th ST

NE 5th ST

NW 4th ST

NE 4th ST

NW 3rd ST

NE 3rd ST

NW 2nd ST

NE 2nd ST

NW 1st ST

NE 1st ST

W FLAGLER ST

E FLAGLER ST

SW 1st ST

SE 1st ST

SW 2nd ST

SE 2nd ST

SW 3rd ST

SE 3rd ST

SE 4th ST

SE 4th ST

METRO RAIL

METRO RAIL

NW 3rd AVE

NW 2nd AVE

NW 1st AVE

SW 1st AVE

SW 1st CT

SW 2nd AVE

S MIAMI AVE

N MIAMI CT

N MIAMI AVE

NE 1st AVE

NE 2nd AVE

SE 2nd AVE

SE 3rd AVE

N BISCAYNE BLVD

S BISCAYNE BLVD

C-4

C-5

C-6

C-7

C-8

C-9

C-11

C-12

C-13

C-14

C-10

C-15

C-16

C-17

C-18

C-19

C-34

C-35

C-36

C-37

C-23

C-24

C-25

C-26

C-27

C-28

C-29

C-30

C-31

C-32

C-33

C-21

C-22

C-33

omit

omit

omit

I-95 DISTRIBUTOR RAMPS



DEPARTMENT OF CAPITAL IMPROVEMENTS

PROJECT OVERVIEW FORM



1. DATE: 3/22/05 DISTRICT: 2

NAME OF PROJECT: MIAMI RIVER GREENWAYS - SEGMENT A

INITIATING DEPARTMENT/DIVISION:

INITIATING CONTACT PERSON/CONTACT NUMBER: Kevin Brown (305) 416-1090

C.I.P. DEPARTMENT CONTACT: Capital Improvements

RESOLUTION NUMBER: CIP/PROJECT NUMBER:

ADDITIONAL PROJECT NUMBER: (IF APPLICABLE)

2. BUDGETARY INFORMATION: Are funds budgeted? YES NO If yes,

TOTAL DOLLAR AMOUNT: \$200,370

SOURCE OF FUNDS: HDNI Greenways Improvements-\$200,370 & FDOT Transportation Enhancement Program-\$675,000

ACCOUNT CODE(S): CIP # 341211 & 341211

If grant funded, is there a City match requirement? YES NO

AMOUNT: EXPIRATION DATE:

Are matching funds Budgeted? YES NO Account Code(s):

Estimated Operations and Maintenance Budget

3. SCOPE OF PROJECT:

Individuals / Departments who provided input:

DESCRIPTION OF PROJECT: Scope includes the reconstruction of streets, including new sidewalk, new pavement road, new drainage, landscaping and street lighting based on the Greenway Master Plan. Location: North River Drive from NW 6 Avenue to NW 3rd Street.

ADA Compliant? YES NO N/A

Approved by Audit Committee? YES NO N/A DATE APPROVED: 3/15/05

Approved by Bond Oversight Board? YES NO N/A DATE APPROVED: 3/22/05

Approved by Commission? YES NO N/A DATE APPROVED:

Community Mtg/Dist. Commissioner Approval? YES NO N/A DATES:

Revisions to Original Scope? YES NO (If YES see Item 5 below)

Time Approval 6 months 12 months Date for next Oversight Board Update:

4. CONCEPTUAL COST ESTIMATE BREAKDOWN

Has a conceptual cost estimate been developed based upon the initial established scope? YES NO If yes,

DESIGN COST:

CONSTRUCTION COST:

Is conceptual estimate within project budget? YES NO

If not, have additional funds been identified? YES NO

Source(s) of additional funds:

Approved by Commission? YES NO N/A DATE APPROVED:

Approved by Bond Oversight Board? YES NO N/A DATE APPROVED:

5. REVISIONS TO ORIGINAL SCOPE

Individuals / Departments who provided input:

Justifications for change:

Description of change:

Fiscal Impact YES NO HOW MUCH?

Have additional funds been identified? YES NO

Source(s) of additional funds:

Time impact

Approved by Commission? YES NO N/A DATE APPROVED:

Approved by Bond Oversight Board? YES NO N/A DATE APPROVED:

6. COMMENTS: The design of this project is being paid for by the Trust for Public Lands

APPROVAL: [Signature] BOND OVERSIGHT BOARD

DATE: 3/22/05



**PROJECT ANALYSIS FORM**  
 Department of Capital Improvements  
 City of Miami

Date Prepared:	11/1/2004
Revised Date:	1/10/2005
Revised Date:	3/11/2005
Revised Date:	

<b>PROJECT NAME: Miami River Greenways - Segment A</b>		
ADDRESS / LOCATION: NW North River Drive, NW 6th Avenue to NW 3rd Street	PROJECT No.:	B-40690
NET OFFICE:	DISTRICT:	D2
CLIENT DEPT: Economic Development	EST. PROJECT COST:	\$875,370
CLIENT CONTACT:	TEL.:	ALLOCATED FUNDS: \$719,675
PROJECT MANAGER: Kevin Brown	TEL.: (305) 416-1090	PROCUREMENT:
CONSTR. MANAGER:	TEL.:	PROJECT TEAM: Streets
INSPECTOR / CEO:	TEL.:	
EST. DESIGN START:	EST. BID ADV.:	EST. CONSTRUCTION START:
EST. DESIGN END:	EST. AWARD DATE:	EST. CONSTRUCTION END:

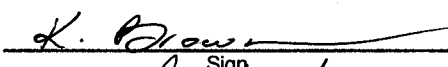
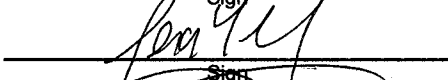


<b>PROJECT COST ESTIMATE</b>	<b>PRODUCTION PHASE</b>		
		Percentage	
	A. Design Svcs. - Outside Consultant	Prime Consultant: <u>Kimley-Horn and Assoc.</u>	
	1 Basic Fees:	0.0%	\$0
	2 Additional Services:	0.0%	\$0
		<b>SUB-TOTAL:</b>	<b>\$0</b>
	B. Design Svcs. - CIP		
	1 In-house Basic Design Fee:	0.0%	\$0
	2 In-house Additional Design Services:	0.0%	\$0
		<b>SUB-TOTAL:</b>	<b>\$0</b>
	C. Production Management Services		
	1 Prod. Mgmt. of Outside Consultant by CIP:	0.0%	\$0
	2 Prod. Mgmt. of Outside Consultant by Industry Partner:	0.0%	\$0
		<b>SUB-TOTAL:</b>	<b>\$0</b>
	D. Miscellaneous Services		
	1 Survey:	Vendor:	
	2 Re-plat:	Vendor:	
	3 Geotechnical Testing:	Vendor:	
	4 Utility Locations (Soft Digs):	Vendor:	
	5 Asbestos Survey:	Vendor:	
	6 Energy / HVAC Calculations:	Vendor:	
	7 Phase I Environmental:	Vendor:	
	8 Phase II Environmental:	Vendor:	
	9 Structural Testing:	Vendor:	
	10 Archeological Survey:	Vendor:	
	11 Other:	Vendor:	
		<b>SUB-TOTAL:</b>	<b>\$0</b>
	E. Special Fees / Assessments:		
1 DERM (Plans review, environmental permits, etc.):	Fee Waiver <input type="checkbox"/>		
2 Miami-Dade County Water and Sewer Department (Plan review)			
3 Florida Department of Environmental Protection (Permits):			
4 FDOT (Plans review, inspections, etc.):			
5 South Florida Water Management District (Permits):			
6 U.S. Army Corps of Engineers (Plans review, permits):			
7 HRS (Plans review, inspections, etc.):			
8 Other:			
	<b>SUB-TOTAL:</b>	<b>\$0</b>	
<b>PRODUCTION PHASE TOTAL: \$0</b>			
<b>CONSTRUCTION PHASE</b>			
F. Construction:	JOC Contractor: _____		
1 Construction Estimate:		\$651,928	
2 Contingency Allowance:	10.0%	\$65,193	
3 Data & Telecommunication Systems (IT Dept.):			
4 Fixtures, Furniture and Equipment:			
5 WASA System Betterment:			
6 FPL Contribution-in-Aid-of Construction:		\$57,200	
7 Other:			
	<b>SUB-TOTAL:</b>	<b>\$774,321</b>	


PROJECT COST ESTIMATE	G City and other Gov't Agencies Permit Fees			
	1	City of Miami Permits: Bldg. Dept. <input type="checkbox"/> Public Works <input type="checkbox"/>		
	2	Miami-Dade County Impact Fees:		
	3	Miami-Dade County Archeological Monitoring: <i>included in construction estimate</i>	\$0	
	4	Other:		
			SUB-TOTAL:	\$0
			CONSTRUCTION PHASE TOTAL:	\$774,321
	<b>CONSTRUCTION ADMINISTRATION</b>			
	H	Construction Inspection Services - CIP:	0.0%	\$0
	I	Construction Mgmt. - Industry Partner:	0.0%	\$0
	J	Construction Engineering Observer (CEO) - Industry Partner	10.0%	\$65,193
	K	JOC Administration	1.5%	\$9,779
			CONSTRUCTION ADMINISTRATION TOTAL:	\$74,972
	<b>ADMINISTRATIVE EXPENSES</b>			
	L	CIP Dept. (Mgmt./Budget/Procurement/Comm.):	3.0%	\$19,558
M	Industry Partner Program Mgmt. Support:	1.0%	\$6,519	
		ADMINISTRATIVE EXPENSES TOTAL:	\$26,077	
<b>LAND ACQUISITION EXPENSES</b>				
N	Land Cost:			
O	Transaction Costs:	0.0%	\$0	
		LAND ACQUISITION TOTAL:	\$0	
		<b>GRAND TOTAL - ESTIMATED PROJECT COST:</b>	<b>\$875,370</b>	

PROJECT SCOPE	The reconstruction of streets, including new sidewalk, new pavement road, new drainage, landscaping and street lighting based on the Greenway Master Plan.
	Location: North River Drive from NW 6th Avenue to NW 3rd Street

NOTES	The design of this project is being paid for by the Trust for Public Lands.
-------	---

FUND SOURCES	Fund: Homeland Defense Neighborhood (Series 1)	CIP # 341211	Fiscal Year Available	Amount: <del>\$44,075</del> 200,370
	Fund: FDOT Transportation Enhancement Progm.	CIP # 322064		Amount: \$675,000
	Fund:	CIP #		Amount:
	Fund:	CIP #		Amount:
	Fund:	CIP #		Amount:
	Fund:	CIP #		Amount:
				TOTAL ALLOCATED AMOUNT: <del>\$749,675</del> \$875,370

VALIDATION	Project Manager: Kevin Brown		Date: 3/11/2005
	Sr. Project Manager: CESAR GONZALEZ		Date: 3-14-05
	Reviewed by: Pilar Saenz CIP Budget Administrator		Date: 3-14-05
	Accepted by: J. CANO D. Director of the Client Department		Date: 3-14-05

March 08, 2005	<b>Cost Proposal Review Memorandum</b> Job Order Construction Services	
Loc # 072 041.B40690.00	The Miami River Greenway Project - Segment A The Miami River Greenway Project - Segment A	

Date Proposal Requested:  
Date Proposal Received: 02/27/2005  
Revised Proposal Due: N/A

City of Miami Independent Cost Estimate: \$567,325.00

The Contractor's Proposal is 14.91% more than the City of Miami independent cost estimate.

Budget Source: Account Number:  
Budget Amount:

Summary of review:


A. Value of last proposal:	685,097.91
B. Value of revisions:	<u>\$-33,170.00</u>
C. Final proposal amount	\$651,927.99

Proposed Performance Time:

Final Performance Time:

  
Roger Hattori, Program Manager

3-14-05  
Date

March 08, 2005	<b>Contractor's Cost Proposal Summary</b> Job Order Construction Services	
Loc # 072 041.B40690.00	The Miami River Greenway Project - Segment A The Miami River Greenway Project - Segment A	

Submitted By: F. H. Paschen  
3343 W. Commercial Blvd., Ste. 107  
Ft. Lauderdale, FL 33309

JOC Master Contract: 14-03\04

COST BREAKDOWN (by Category Section)	Total
<b>Section 01 - General Requirements</b>	<b>58,352.01</b>
<b>Section 02 - Site Work</b>	<b>533,310.37</b>
<b>Section 03 - Concrete</b>	<b>31,678.55</b>
<b>Section 10 - Specialties</b>	<b>27,725.02</b>
<b>Section 15 - Mechanical</b>	<b>862.05</b>
<b>Project Proposal Total</b>	<b>651,928.00</b>

This work order proposal total represents the correct total for the proposal. Any discrepancy between line totals, sub-totals and the proposal total is due to rounding of the line totals and sub-totals.


**Proposal Checklist**

- Detailed Cost Proposal   
 Non-Prepriced Backup   
 Computer Disk/Electronically   
 Drawings/Submittals  
 Construction Schedule   
 Subcontract Plan/Self Performance

  
\_\_\_\_\_  
Rob Olsen, Sr. Project Manager

\_\_\_\_\_  
\_\_\_\_\_  
\_\_\_\_\_



February 24, 2005	Detailed Scope of Work Job Order Construction Services	
Loc # 072 041.B40690.00	The Miami River Greenway Project - Segment A The Miami River Greenway Project - Segment A	

Preliminary
  Revised
  Final

Detailed Scope of Work:


Furnish and Install all material, labor & equipment where shown or required and as called for by the plans, specifications & CTC

**DRAWING** - #1 Dated October 20, 2004, #2 Dated October 20, 2004, #5 Dated October 20, 2004, #9 Dated October 19, 2004, #14 Dated October 19, 2004, #24 Dated October 19, 2004, #25 Dated October 19, 2004, #26 Dated October 20, 2004, #27 Dated October 19, 2004, #28 Dated October 19, 2004, #29 Dated October 19, 2004, #39 Dated October 19, 2004, #40 Dated October 19, 2004, #41 Dated October 19, 2004, #55 Dated October 19, 2004, #62 Dated July 7, 2004, #63 Dated July 7, 2004, #70 Dated July 7, 2004 & #71 Dated July 7, 2004

**Specifications - DIVISION 5 - METALS** - 436 Trench Drain, Wayfinding and Environmental Graphics, All Other Specifications are Indicated on the Drawings

**CONSTRUCTION TASK CATALOG VOLUME Ila - September 2004**  
**CONSTRUCTION TASK CATALOG VOLUME Iib - September 2004.**  
**TECHNICAL SPECIFICATIONS - VOLUME 111a, 111b & 111c - March 2004**

Signatures:


 \_\_\_\_\_ 3/14/05  
 Mary Conway, Director of Capital Improvement and Transportation Date


 \_\_\_\_\_ 3-14-05  
 Roger Halton, Program Manager Date  
 HDR Engineering, Inc.


 \_\_\_\_\_ 3-14-05  
 Rob Olsen, Sr. Project Manager Date  
 F. H. Paschen





# TGG Job Order Approval

Job Order Construction Contracting  
City of Miami, Florida

<b>CONTRACT</b>	CITY JOB ORDER CONTRACT WITH		<b>The Gordian Group, Inc.</b>				
	Contract Effective Dates: START July 29, 2004		END: April 11, 2008	Master Contract No.	49-00/01	Resolution	<b>R-04-0515</b>
<b>CONTRACTOR</b>	OFFICE LOCATION 140 Bridges Road, Suite E						
	CITY Maudlin			STATE South Carolina	ZIP: 29662		
	CONTACT NAME: Christopher Miranda			TITLE Project Manager			
<b>PROJECT INFORMATION</b>	PROJECT NAME: The Miami River Greenway Project - Segment A					CITY JOB ORDER NUMBER: 041.B40690.00	
	BRIEF SCOPE OF WORK Site Work (Including But Not Limited To): Clearing & Grubbing, Selective Demolition, Excavation and Shaping Operations for Roadways & Parking <small>As further detailed in Contractor's attached JOC Proposal</small>						
	Contractor Proposal Date			Contractor Project Manager:			
	TOTAL JOB ORDER AMOUNT(MAXIMUM)		\$651,927.99	TGG Fee (1.5%): \$ 9,778.92			
	WORK ORDER EFFECTIVE DATE :			REQUIRED COMPLETION			
	Contractor: F. H. Paschen						
<b>FUNDING INCORPORATED DOCUMENTS</b>	OTHER NOTES						
	FUNDING SOURCE(S)	\$					
<b>APPROVALS</b>	Name		Signature		Title		Date
	Approved By	Roger Hatton			Project Manager		3/14/08
	Approved By	Mary Conway			Director		3/19/08
	Approved By	Dianne Johnson			Contract Administrator		3/14/08
	Accepted By	Christopher Miranda			Project Manager		



# Job Order Approval

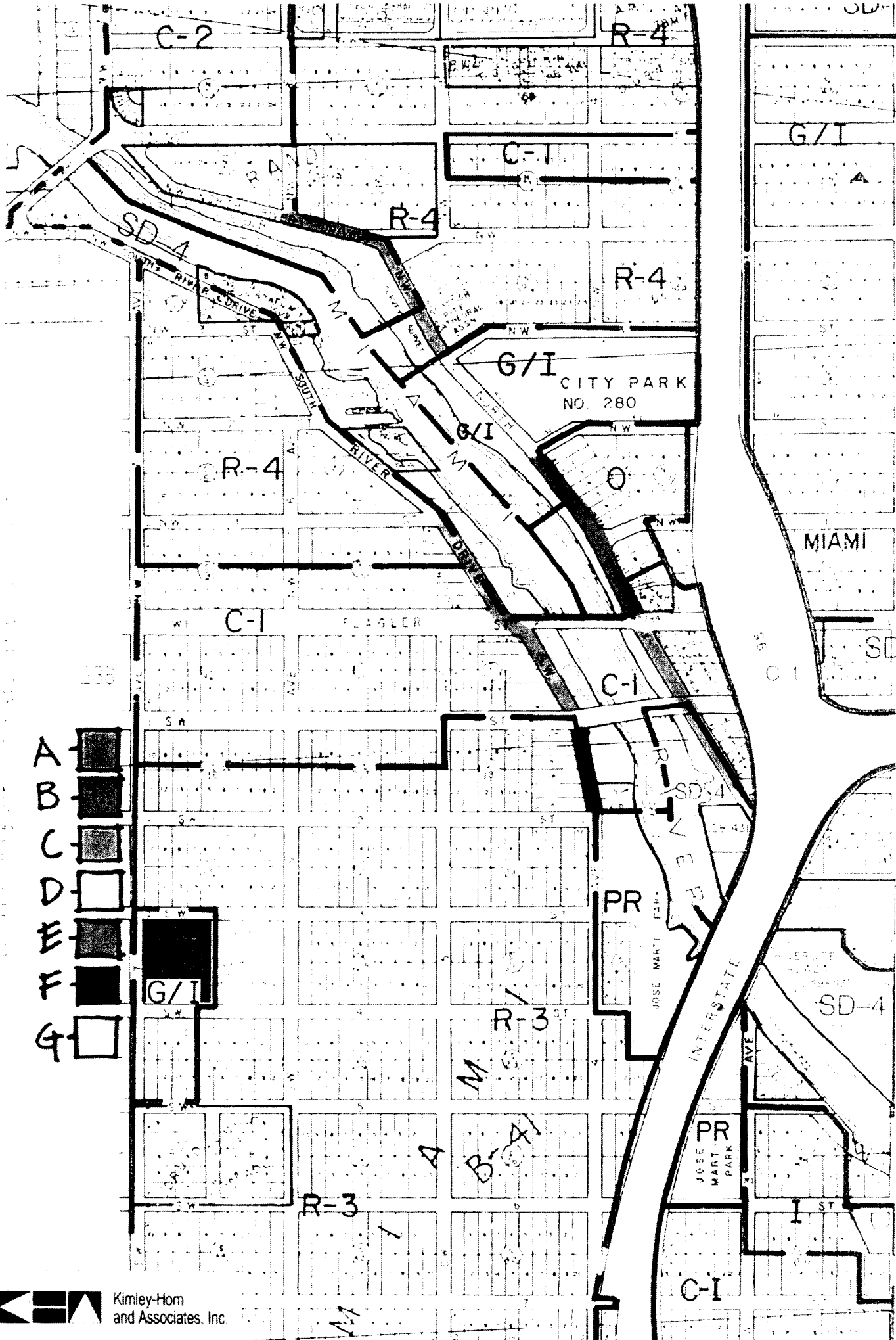
Job Order Construction Contracting  
City of Miami, Florida

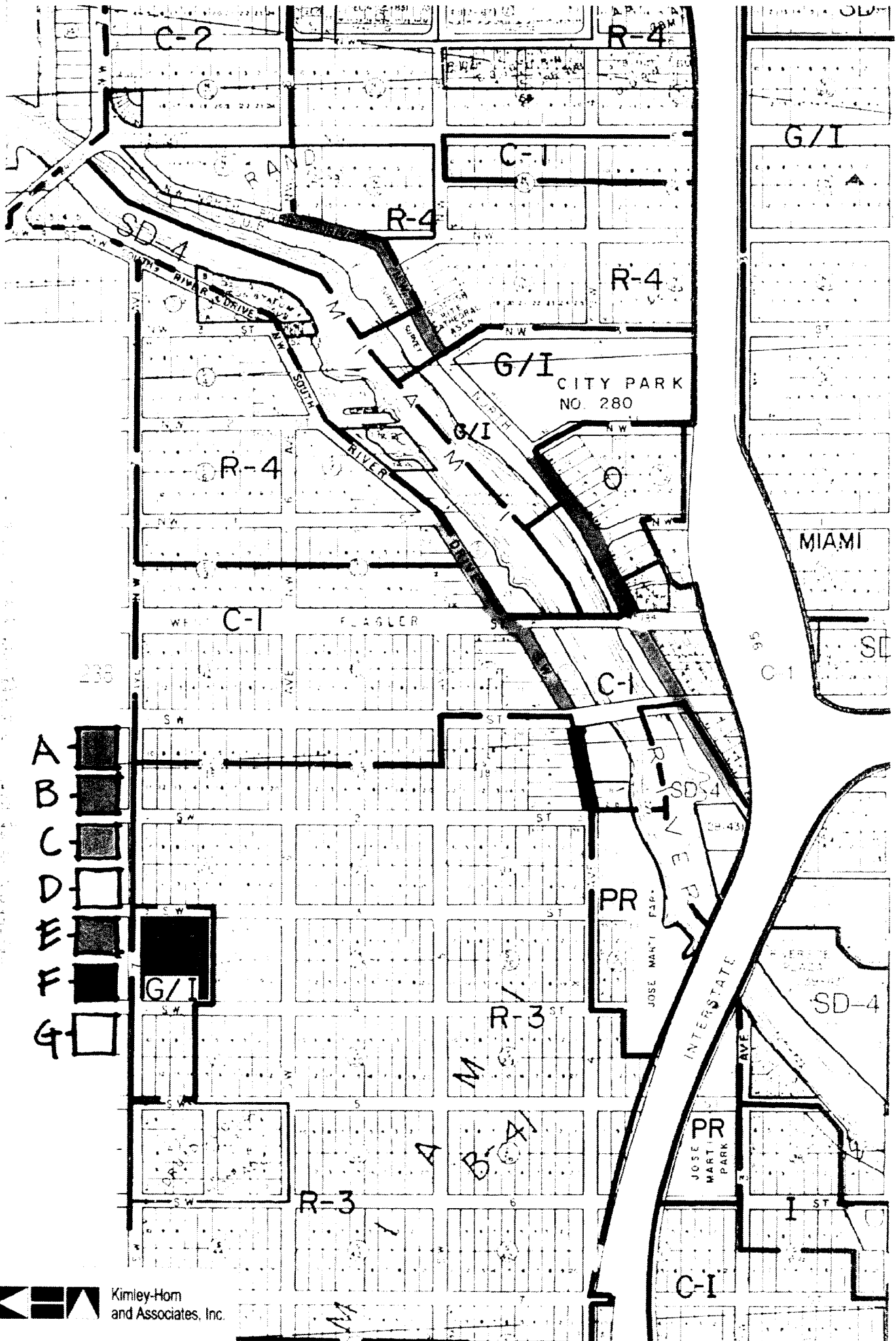
<b>CONTRACT</b>	CITY JOB ORDER CONTRACT WITH		F. H. Paschen				
	Contract Effective Dates: START 08/01/2004		END: 07/31/2005	Master Contract No.	14-03/04	Resolution	R-04-0516
	CITY JOB ORDER NUMBER 041.B40690.00						
<b>CONTRACTOR</b>	OFFICE LOCATION 3343 W. Commercial Blvd., Ste. 107						
	CITY Ft. Lauderdale			STATE FL	ZIP: 33309		
	CONTACT NAME: Rob Olsen			TITLE Sr. Project Manager			
	See Subcontractor's List in Project File						
<b>PROPOSAL</b>	PROJECT NAME: The Miami River Greenway Project - Segment A			PROJECT NUMBER: 041.B40690.00			
	BRIEF SCOPE OF WORK Site Work (Including But Not Limited To): Clearing & Grubbing, Selective Demolition, Excavation and Shaping Operations for Roadways & Parking <small>As further detailed in Contractor's attached JOC Proposal</small>						
	Contractor Proposal Date			Contractor Project Manager: Rob Olsen			
	TOTAL JOB ORDER AMOUNT (MAXIMUM)		\$651,927.99				
	WORK ORDER EFFECTIVE DATE :			REQUIRED COMPLETION			
<b>FUNDING INCORPORATED DOCUMENTS</b>	OTHER NOTES						
	FUNDING SOURCE(S)		\$				
	This work order shall be performed in accordance with the above - reference contract, and incorporates by reference all documents described below: 1. Contract reference above 2. Proposal referenced above 3. Requirements of City Authorization 4. Other (List)						
<b>APPROVALS</b>		Name	Signature		Title	Date	
	Approved By	Roger Hatton			Project Manager	3/14/05	
	Approved By	Mary Conway			Director	3/14/05	
	Approved By	Dianne Johnson			Contract Administrator	3/14/05	
	Accepted By Contractor	Rob Olsen			Sr. Project Manager	3/14/05	

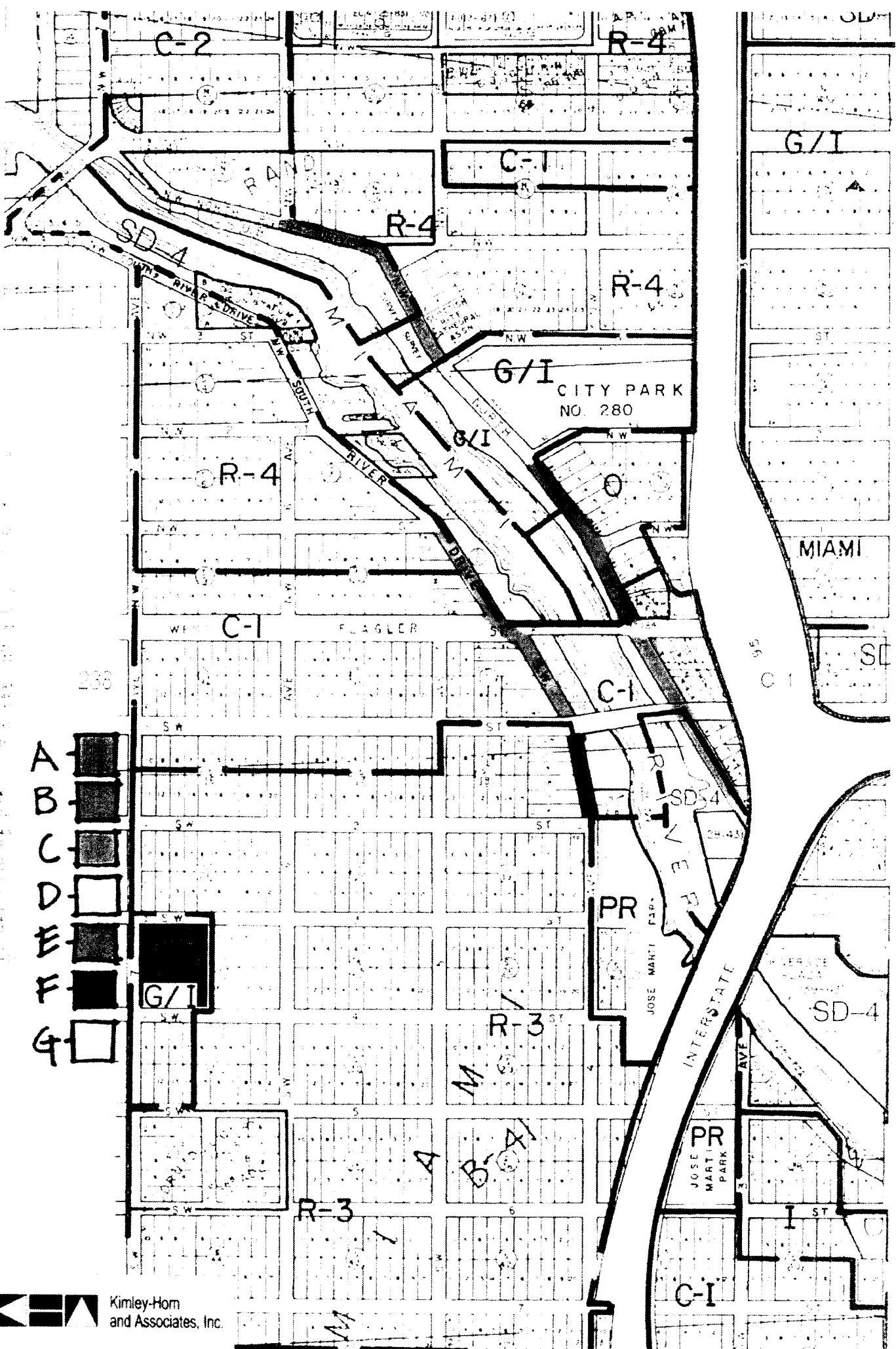
Sign Here

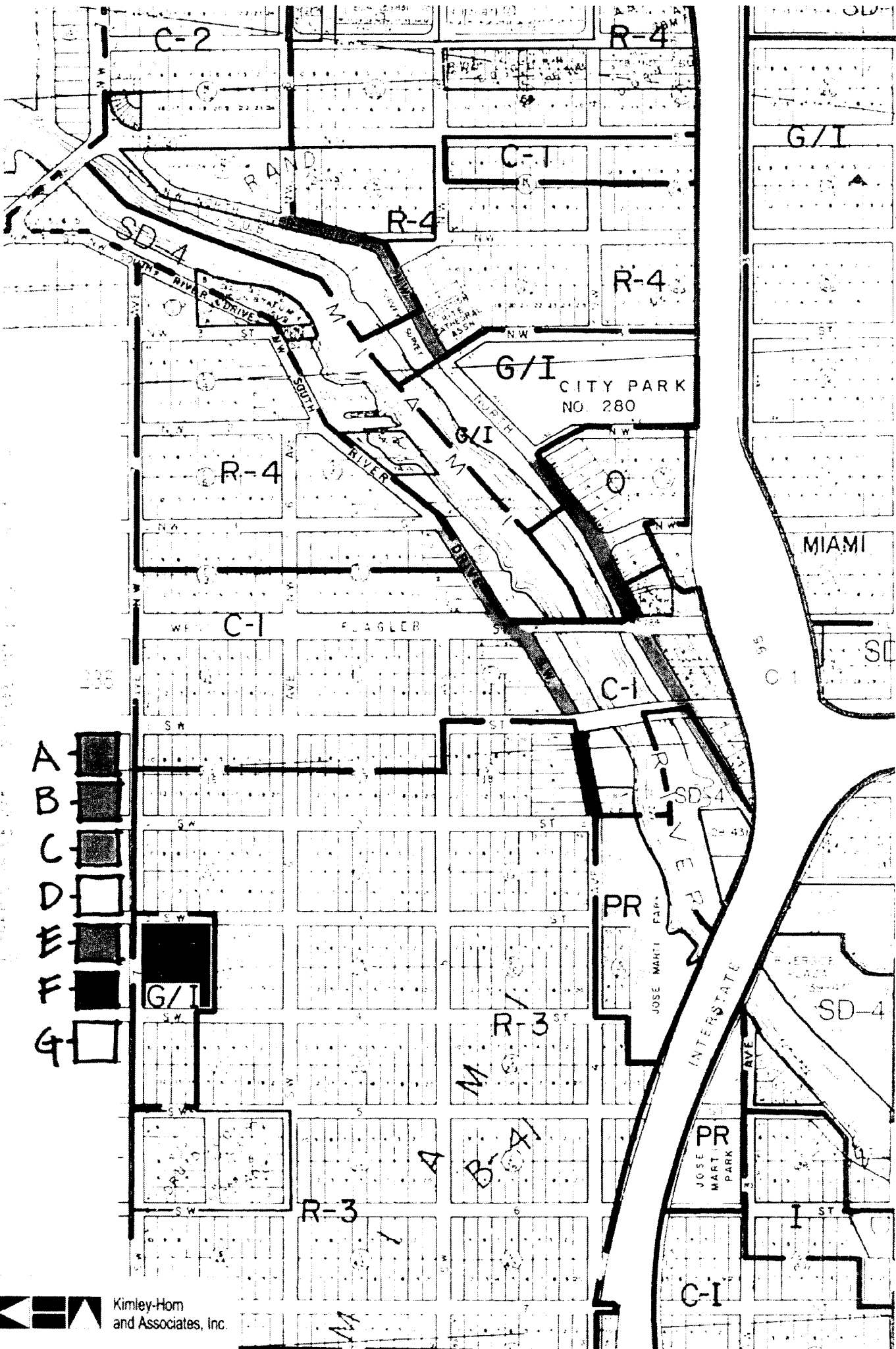
THE CITY OF MIAMI PURCHASE ORDER SHALL SERVE AS CONTRACTOR'S NOTICE TO PROCEED

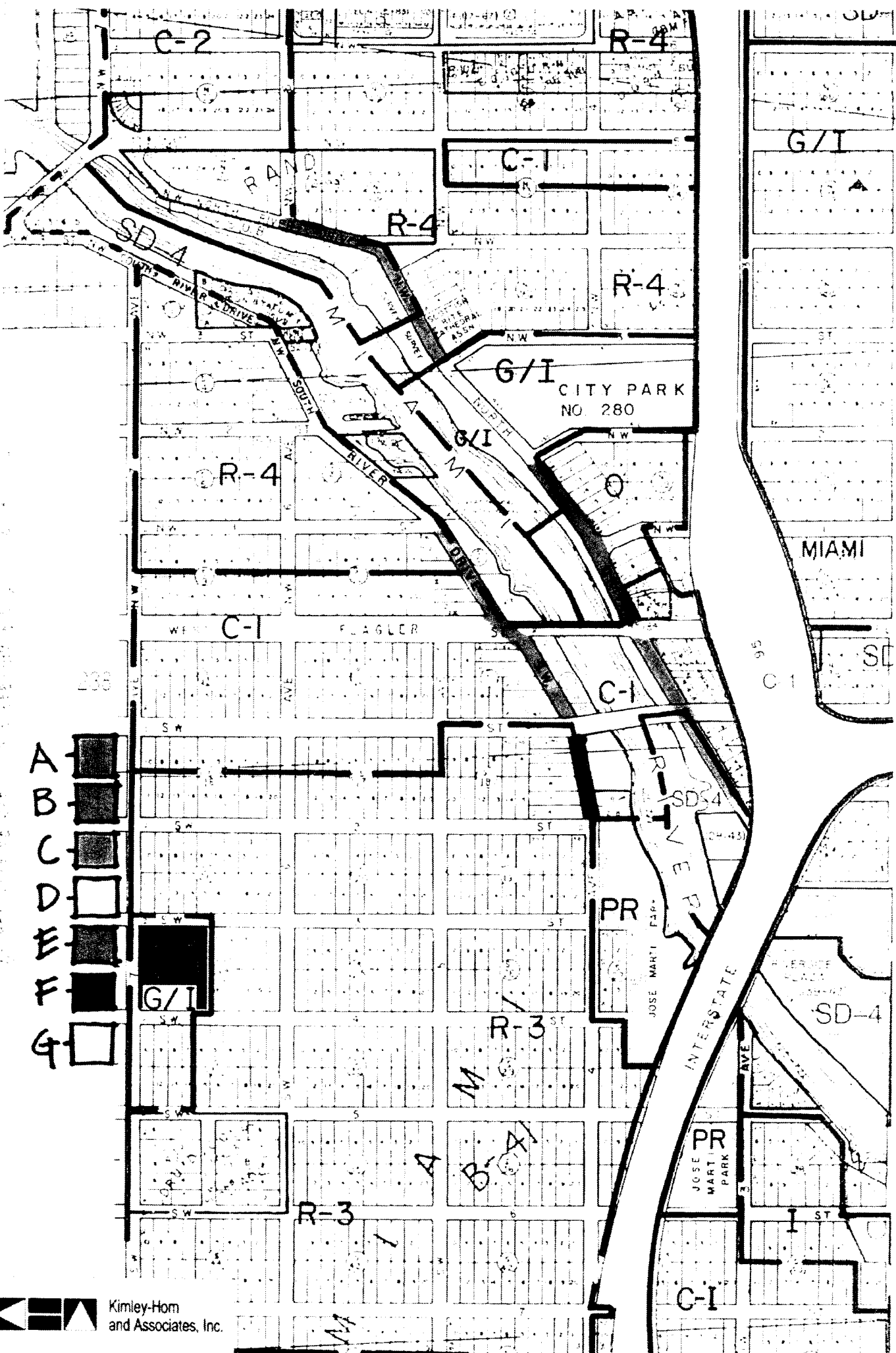












- A
- B
- C
- D
- E
- F
- G

DEPARTMENT OF CAPITAL IMPROVEMENTS

PROJECT OVERVIEW FORM



1. DATE: 3/22/05 DISTRICT: 2

NAME OF PROJECT: MIAMI RIVER GREENWAYS - SEGMENT E1

INITIATING DEPARTMENT/DIVISION:

INITIATING CONTACT PERSON/CONTACT NUMBER: Kevin Brown (305) 416-1090

C.I.P. DEPARTMENT CONTACT: Capital Improvements

RESOLUTION NUMBER: CIP/PROJECT NUMBER:

ADDITIONAL PROJECT NUMBER: (IF APPLICABLE)

2. BUDGETARY INFORMATION: Are funds budgeted? YES NO If yes,

TOTAL DOLLAR AMOUNT: \$338,720

SOURCE OF FUNDS: HDNI Greenways Improvements-\$338,720 & Citywide Transportation & Transit-\$10,000

ACCOUNT CODE(S): CIP # 341211 & 341330

If grant funded, is there a City match requirement? YES NO

AMOUNT: EXPIRATION DATE:

Are matching funds Budgeted? YES NO Account Code(s):

Estimated Operations and Maintenance Budget

3. SCOPE OF PROJECT:

Individuals / Departments who provided input:

DESCRIPTION OF PROJECT: Scope includes the reconstruction of streets, including new sidewalk, new pavement road, new drainage, landscaping and street lighting based on the Greenway Master Plan. Location: South River Drive from West Flagler to SW 1 Street.

ADA Compliant? YES NO N/A

Approved by Audit Committee? YES NO N/A DATE APPROVED: 3/15/05

Approved by Bond Oversight Board? YES NO N/A DATE APPROVED: 3/22/05

Approved by Commission? YES NO N/A DATE APPROVED:

Community Mtg/Dist. Commissioner Approval? YES NO N/A DATES:

Revisions to Original Scope? YES NO (If YES see Item 5 below)

Time Approval 6 months 12 months Date for next Oversight Board Update:

4. CONCEPTUAL COST ESTIMATE BREAKDOWN

Has a conceptual cost estimate been developed based upon the initial established scope? YES NO If yes,

DESIGN COST:

CONSTRUCTION COST:

Is conceptual estimate within project budget? YES NO

If not, have additional funds been identified? YES NO

Source(s) of additional funds:

Approved by Commission? YES NO N/A DATE APPROVED:

Approved by Bond Oversight Board? YES NO N/A DATE APPROVED:

5. REVISIONS TO ORIGINAL SCOPE

Individuals / Departments who provided input:

Justifications for change:

Description of change:

Fiscal Impact YES NO HOW MUCH?

Have additional funds been identified? YES NO

Source(s) of additional funds:

Time impact

Approved by Commission? YES NO N/A DATE APPROVED:

Approved by Bond Oversight Board? YES NO N/A DATE APPROVED:

6. COMMENTS: The design of this project is being paid for by the Trust for Public Lands

APPROVAL: [Signature] BOND OVERSIGHT BOARD

DATE: 3/22/05



# PROJECT ANALYSIS FORM

Department of Capital Improvements  
City of Miami

Date Prepared:	9/23/2004
Revised Date:	1/10/2005
Revised Date:	3/11/2005
Revised Date:	

<b>PROJECT NAME: Miami River Greenways - Segment E1</b>		
<b>ADDRESS / LOCATION:</b> SW South River Drive, Flagler Street to SW 1st Street		<b>PROJECT No.:</b> B-40707
<b>NET OFFICE:</b>		<b>DISTRICT:</b>
<b>CLIENT DEPT:</b> Economic Development		<b>EST. PROJECT COST:</b> \$348,720
<b>CLIENT CONTACT:</b>	<b>TEL.:</b>	<b>ALLOCATED FUNDS:</b> \$260,000
<b>PROJECT MANAGER:</b> Kevin Brown		<b>PROCUREMENT:</b>
<b>CONSTR. MANAGER:</b>		<b>PROJECT TEAM:</b> Streets
<b>INSPECTOR / CEO:</b>		<b>TEL.:</b>
<b>EST. DESIGN START:</b>	<b>EST. BID ADV.:</b>	<b>EST. CONSTRUCTION START:</b>
<b>EST. DESIGN END:</b>	<b>EST. AWARD DATE:</b>	<b>EST. CONSTRUCTION END:</b>

<b>PROJECT COST ESTIMATE</b>	<b>PRODUCTION PHASE</b>		Percentage	
	A. Design Svcs. - Outside Consultant Prime Consultant: <u>Kimley-Horn and Assoc.</u>			
	1	Basic Fees:	0.0%	\$10,000
	2	Additional Services:	0.0%	\$0
				<b>SUB-TOTAL:</b> \$10,000
	B. Design Svcs. - CIP			
	1	In-house Basic Design Fee:	0.0%	\$0
	2	In-house Additional Design Services:	0.0%	\$0
				<b>SUB-TOTAL:</b> \$0
	C. Production Management Services			
	1	Prod. Mgmt. of Outside Consultant by CIP:	0.0%	\$0
	2	Prod. Mgmt. of Outside Consultant by Industry Partner:	0.0%	\$0
				<b>SUB-TOTAL:</b> \$0
	D. Miscellaneous Services			
	1	Survey:	Vendor:	
	2	Re-plat:	Vendor:	
	3	Geotechnical Testing:	Vendor:	
	4	Utility Locations (Soft Digs):	Vendor:	
	5	Asbestos Survey:	Vendor:	
	6	Energy / HVAC Calculations:	Vendor:	
	7	Phase I Environmental:	Vendor:	
	8	Phase II Environmental:	Vendor:	
	9	Structural Testing:	Vendor:	
	10	Archeological Survey:	Vendor:	
	11	Other:	Vendor:	
			<b>SUB-TOTAL:</b> \$0	
E. Special Fees / Assessments:				
1	DERM (Plans review, environmental permits, etc.):	Fee Waiver <input type="checkbox"/>		
2	Miami-Dade County Water and Sewer Department (Plan review)			
3	Florida Department of Environmental Protection (Permits):			
4	FDOT (Plans review, inspections, etc.):			
5	South Florida Water Management District (Permits):			
6	U.S. Army Corps of Engineers (Plans review, permits):			
7	HRS (Plans review, inspections, etc.):			
8	Other:			
			<b>SUB-TOTAL:</b> \$0	
<b>PRODUCTION PHASE TOTAL:</b>			<b>\$10,000</b>	
<b>CONSTRUCTION PHASE</b>				
F. Construction: JOC Contractor: _____				
1	Construction Estimate:		\$241,346	
2	Contingency Allowance:	10.0%	\$24,135	
3	Data & Telecommunication Systems (IT Dept.):			
4	Fixtures, Furniture and Equipment:			
5	WASA System Betterment:			
6	FPL Contribution-in-Aid-of Construction:		\$35,831	
7	Other:			
			<b>SUB-TOTAL:</b> \$301,311	

PROJECT COST ESTIMATE	G City and other Gov't Agencies Permit Fees		
	1	City of Miami Permits: Bldg. Dept. <input type="checkbox"/> Public Works <input type="checkbox"/>	
	2	Miami-Dade County Impact Fees:	
	3	Miami-Dade County Archeological Monitoring: <i>included in construction estimate</i>	\$0
	4	Other:	
			SUB-TOTAL: \$0
			<b>CONSTRUCTION PHASE TOTAL: \$301,311</b>
	<b>CONSTRUCTION ADMINISTRATION</b>		
	H	Construction Inspection Services - CIP:	0.0% \$0
	I	Construction Mgmt. - Industry Partner:	0.0% \$0
	J	Construction Engineering Observer (CEO) - Industry Partner	10.0% \$24,135
	K	JOC Administration	1.5% \$3,620
			<b>CONSTRUCTION ADMINISTRATION TOTAL: \$27,755</b>
	<b>ADMINISTRATIVE EXPENSES</b>		
	L	CIP Dept. (Mgmt./Budget/Procurement/Comm.):	3.0% \$7,240
M	Industry Partner Program Mgmt. Support:	1.0% \$2,413	
		<b>ADMINISTRATIVE EXPENSES TOTAL: \$9,654</b>	
<b>LAND ACQUISITION EXPENSES</b>			
N	Land Cost:		
O	Transaction Costs:	0.0% \$0	
		<b>LAND ACQUISITION TOTAL: \$0</b>	
		<b>GRAND TOTAL - ESTIMATED PROJECT COST: \$348,720</b>	

PROJECT SCOPE	The reconstruction of streets, including new sidewalk, new pavement road, new drainage, landscaping and street lighting based on the Greenway Master Plan.
	Location: South River Drive from West Flagler Street to SW 1st Street


NOTES	This \$10,000 is for additional services performed by Kimley-Horn to intergrate Segment E1 into one set of Contract Documents with Segments A, F, and G. The design of this project is being paid for by the Trust for Public Lands.
-------	--

FUND SOURCES	Fund: Citywide Transportation and Transit	CIP # 341330	Fiscal Year Available	Amount: \$10,000
	Fund: Homeland Defense Fund	CIP # 341211		Amount: 338,720 <del>\$250,000</del>
	Fund:	CIP #		Amount:
	Fund:	CIP #		Amount:
	Fund:	CIP #		Amount:
	Fund:	CIP #		Amount:
				<b>TOTAL ALLOCATED AMOUNT: \$260,000</b>

*\$348,720*

VALIDATION	Project Manager: Kevin Brown	<i>K. Brown</i> Sign	Date: 3/11/2005
	Sr. Project Manager: <i>J. Casno</i>	<i>J. Casno</i> Sign	Date: 3/14/05
	Reviewed by: <i>Pilar Saenz</i> CIP Budget Administrator	<i>Pilar Saenz</i> Sign	Date: 3-14-05
	Accepted by: <i>CESAR GONZALEZ</i> Director of the Client Department	<i>Cesar Gonzalez</i> Sign	Date: 3-14-05



January 19, 2005	<b>Contractor's Cost Proposal Summary - Category</b> Job Order Construction Services	
Loc # 073 045.B40707.00	The Miami River Greenway Project - Segment E1 The Miami River Greenway Project - Segment E1	

Submitted By: F. H. Paschen  
3343 W. Commercial Blvd., Ste. 107  
Ft. Lauderdale, FL 33309

JOC Master Contract: 14-03\04

<b>COST BREAKDOWN (by Category Section)</b>	<b>Total</b>
<b>Category - 4" Concrete Integral Color Sidewalk</b>	<b>11,875.58</b>
<b>Category - 4" Concrete Sidewalk</b>	<b>5,978.47</b>
<b>Category - 6" Concrete</b>	<b>97.93</b>
<b>Category - 6" Concrete Sidewalk</b>	<b>4,205.54</b>
<b>Category - 6" Integral Color Concrete Sidewalk</b>	<b>2,702.00</b>
<b>Category - Adjust Manholes &amp; Valve Boxes</b>	<b>5,515.53</b>
<b>Category - Concrete Curb Type D</b>	<b>4,046.91</b>
<b>Category - Demolition, Clearing and Grubbing</b>	<b>54,315.62</b>
<b>Category - Excavtion &amp; backfill</b>	<b>31,567.91</b>
<b>Category - Landscaping</b>	<b>40,375.72</b>
<b>Category - Parking Meters</b>	<b>222.65</b>
<b>Category - Signage and Markings</b>	<b>4,971.90</b>
<b>Category - Site Furnishings</b>	<b>11,441.25</b>
<b>Category - Special Requirements</b>	<b>6,357.67</b>
<b>Category - Traffic Control</b>	<b>17,466.33</b>
<b>Category - Type F Curb Modified</b>	<b>13,109.29</b>
<b>Category - Type 'S' Asphaltic Concrete</b>	<b>8,823.30</b>
<b>Category - Valley Gutter</b>	<b>5,589.19</b>
<b>Category - Way Finding Signs</b>	<b>12,682.95</b>

**Job Order Proposal Total**


**241,345.74**

This work order proposal total represents the correct total for the proposal. Any discrepancy between line totals, sub-totals and the proposal total is due to rounding of the line totals and sub-totals.

**Proposal Checklist**

- Detailed Cost Proposal
- Non-Prepriced Backup
- Computer Disk/Electronically
- Drawings/Submittals
- Construction Schedule
- Subcontract Plan/Self Performance

\_\_\_\_\_  
\_\_\_\_\_  
\_\_\_\_\_

  
\_\_\_\_\_  
Rob Olsen, Sr. Project Manager

1-19-05  
\_\_\_\_\_  
Date



# Job Order Approval

Job Order Construction Contracting  
City of Miami, Florida

CONTRACT	CITY JOB ORDER CONTRACT WITH		F. H. Paschen					
	Contract Effective Dates: START	08/01/2004	END:	07/31/2005	Master Contract No.	14-03104	Resolution	R-04-0516
	CITY JOB ORDER NUMBER 045.B40707.00							

CONTRACTOR	OFFICE LOCATION		3343 W.Commercial Blvd., Ste. 107					
	CITY	Ft. Lauderdale	STATE	FL	ZIP:	33309		
	CONTACT NAME:	Rob Olsen	TITLE	Sr. Project Manager				
	See Subcontractor's List in Project File							

PROPOSAL	PROJECT NAME: The Miami River Greenway Project - Segment E1				PROJECT NUMBER: 045.B40707.00			
	BRIEF SCOPE OF WORK Site Work (Including But Not Limited To): Clearing & Grubbing, Selective Demolition, Excavation and Shaping Operations for Roadways & Parking <small>As further detailed in Contractor's attached JOC Proposal</small>							
	Contractor Proposal Date				Contractor Project Manager: Rob Olsen			
	TOTAL JOB ORDER AMOUNT(MAXIMUM)		\$241,345.74					
	WORK ORDER EFFECTIVE DATE : 12/22/2004				REQUIRED COMPLETION 03/28/2005			

FUNDING INCURRED DOCUMENT	OTHER NOTES							
	FUNDING SOURCE(S)		\$					
	This work order shall be performed in accordance with the above - reference contract, and incorporates by reference all documents described below:							
	<ol style="list-style-type: none"> <li>Contract reference above</li> <li>Proposal referenced above</li> <li>Requirements of City Authorization</li> <li>Other (List)</li> </ol>							

APPROVALS	Name	Signature	Title	Date
Approved By	Roger Hatton	<i>Roger Hatton</i>	Project Manager	1-27-05
Approved By	Mary Conway	<i>Mary Conway</i>	Director	1/28/05
Accepted By Contractor	Rob Olsen	<i>Rob Olsen</i>	Sr. Project Manager	2-1-05



# TGG Job Order Approval

Job Order Construction Contracting  
City of Miami, Florida

<b>CONTRACT</b>	CITY JOB ORDER CONTRACT WITH		<b>The Gordian Group, Inc.</b>				
	Contract Effective Dates: START	July 29, 2004	END:	April 11, 2008	Master Contract No.	49-00/01	Resolution

<b>CONTRACTOR</b>	OFFICE LOCATION		140 Bridges Road, Suite E			
	CITY	Maudlin	STATE	South Carolina	ZIP:	29662
	CONTACT NAME:	Christopher Miranda	TITLE	Project Manager		

<b>PROJECT INFORMATION</b>	PROJECT NAME: The Miami River Greenway Project - Segment E1		CITY JOB ORDER NUMBER: 045.B40707.00	
	BRIEF SCOPE OF WORK			
	Site Work (Including But Not Limited To): Clearing & Grubbing, Selective Demolition, Excavation and Shaping Operations for Roadways & Parking <small>As further detailed in Contractor's attached IOC Proposal</small>			
	Contractor Proposal Date		Contractor Project Manager:	
	TOTAL JOB ORDER AMOUNT(MAXIMUM)	\$241,345.74	TGG Fee (1.5%):	\$ 3,620.19
	WORK ORDER EFFECTIVE DATE :	12/22/2004	REQUIRED COMPLETION	

<b>FUNDING INCORPORATED DOCUMENTS</b>	OTHER NOTES			
	FUNDING SOURCE(S)		\$	

<b>APPROVALS</b>		Name	Signature	Title	Date
	Approved By	Roger Hatton	<i>Roger Hatton</i>	Project Manager	1-27-05
	Approved By	Mary Conway	<i>Mary H Conway</i>	Director	1/28/05
	Accepted By	Christopher Miranda	<i>[Signature]</i>	Project Manager	1/19/05



# DEPARTMENT OF CAPITAL IMPROVEMENTS

## PROJECT OVERVIEW FORM

1. DATE: 3/22/05

DISTRICT: 2

NAME OF PROJECT: MIAMI RIVER GREENWAYS - SEGMENT F

INITIATING DEPARTMENT/DIVISION: \_\_\_\_\_

INITIATING CONTACT PERSON/CONTACT NUMBER: Kevin Brown (305) 416-1090

C.I.P. DEPARTMENT CONTACT: Capital Improvements

RESOLUTION NUMBER: \_\_\_\_\_ CIP/PROJECT NUMBER: \_\_\_\_\_

ADDITIONAL PROJECT NUMBER: \_\_\_\_\_  
(IF APPLICABLE)

2. BUDGETARY INFORMATION: Are funds budgeted?  YES  NO If yes,

TOTAL DOLLAR AMOUNT: \$111,521

SOURCE OF FUNDS: HDNI Greenways Improvements -\$111,521 & FDOT Grant- \$277,523

ACCOUNT CODE(S): CIP # 341211 & 331413

If grant funded, is there a City match requirement?  YES  NO

AMOUNT: \_\_\_\_\_ EXPIRATION DATE: \_\_\_\_\_

Are matching funds Budgeted?  YES  NO Account Code(s): \_\_\_\_\_

Estimated Operations and Maintenance Budget \_\_\_\_\_

### 3. SCOPE OF PROJECT:

Individuals / Departments who provided input: \_\_\_\_\_

DESCRIPTION OF PROJECT: Scope includes the reconstruction of streets, including new sidewalk, new pavement road, new drainage, landscaping and street lighting based on the Greenway Master Plan. Location: South River Drive from SW 1 Street to SW 2nd Street.

ADA Compliant?  YES  NO  N/A

Approved by Audit Committee?  YES  NO  N/A DATE APPROVED: 3/15/05

Approved by Bond Oversight Board?  YES  NO  N/A DATE APPROVED: 3/22/05

Approved by Commission?  YES  NO  N/A DATE APPROVED: \_\_\_\_\_

Community Mtg/Dist. Commissioner Approval?  YES  NO  N/A DATES: \_\_\_\_\_

Revisions to Original Scope?  YES  NO (If YES see Item 5 below)

Time Approval  6 months  12 months Date for next Oversight Board Update: \_\_\_\_\_

### 4. CONCEPTUAL COST ESTIMATE BREAKDOWN

Has a conceptual cost estimate been developed based upon the initial established scope?  YES  NO If yes,

DESIGN COST: \_\_\_\_\_

CONSTRUCTION COST: \_\_\_\_\_

Is conceptual estimate within project budget?  YES  NO

If not, have additional funds been identified?  YES  NO

Source(s) of additional funds: \_\_\_\_\_

Approved by Commission?  YES  NO  N/A DATE APPROVED: \_\_\_\_\_

Approved by Bond Oversight Board?  YES  NO  N/A DATE APPROVED: \_\_\_\_\_

### 5. REVISIONS TO ORIGINAL SCOPE

Individuals / Departments who provided input: \_\_\_\_\_

Justifications for change: \_\_\_\_\_

Description of change: \_\_\_\_\_

Fiscal Impact  YES  NO HOW MUCH? \_\_\_\_\_

Have additional funds been identified?  YES  NO

Source(s) of additional funds: \_\_\_\_\_

Time impact \_\_\_\_\_

Approved by Commission?  YES  NO  N/A DATE APPROVED: \_\_\_\_\_

Approved by Bond Oversight Board?  YES  NO  N/A DATE APPROVED: \_\_\_\_\_

6. COMMENTS: The design of this project is being paid for by the Trust for Public Lands.

APPROVAL Mandala Seeger  
BOND OVERSIGHT BOARD

DATE: 3/22/05



# PROJECT ANALYSIS FORM

Department of Capital Improvements

City of Miami

Date Prepared:	11/1/2004
Revised Date:	1/10/2005
Revised Date:	3/11/2005
Revised Date:	

<b>PROJECT NAME: Miami River Greenways - Segment F</b>		
<b>ADDRESS / LOCATION:</b> SW South River Drive, SW 1st Street to SW 2nd Street	<b>PROJECT No.:</b>	B-40694
<b>NET OFFICE:</b>	<b>DISTRICT:</b>	D3
<b>CLIENT DEPT:</b> Economic Development	<b>EST. PROJECT COST:</b>	\$389,044
<b>CLIENT CONTACT:</b>	<b>TEL.:</b>	<b>ALLOCATED FUNDS:</b> \$282,480
<b>PROJECT MANAGER:</b> Kevin Brown	<b>TEL.:</b> (305) 416-1090	<b>PROCUREMENT:</b>
<b>CONSTR. MANAGER:</b>	<b>TEL.:</b>	<b>PROJECT TEAM:</b> Streets
<b>INSPECTOR / CEO:</b>	<b>TEL.:</b>	
<b>EST. DESIGN START:</b>	<b>EST. BID ADV.:</b>	<b>EST. CONSTRUCTION START:</b>
<b>EST. DESIGN END:</b>	<b>EST. AWARD DATE:</b>	<b>EST. CONSTRUCTION END:</b>

<b>PROJECT COST ESTIMATE</b>	<b>PRODUCTION PHASE</b>		Percentage
	A. Design Svcs. - Outside Consultant	Prime Consultant: <u>Kimley-Horn and Assoc.</u>	
	1 Basic Fees:		0.0%
	2 Additional Services:		0.0%
		<b>SUB-TOTAL:</b>	<b>\$0</b>
	B. Design Svcs. - CIP		
	1 In-house Basic Design Fee:		0.0%
	2 In-house Additional Design Services:		0.0%
		<b>SUB-TOTAL:</b>	<b>\$0</b>
	C. Production Management Services		
	1 Prod. Mgmt. of Outside Consultant by CIP:		0.0%
	2 Prod. Mgmt. of Outside Consultant by Industry Partner:		0.0%
		<b>SUB-TOTAL:</b>	<b>\$0</b>
	D. Miscellaneous Services		
	1 Survey: Vendor:		
	2 Re-plat: Vendor:		
	3 Geotechnical Testing: Vendor:		
	4 Utility Locations (Soft Digs): Vendor:		
	5 Asbestos Survey: Vendor:		
	6 Energy / HVAC Calculations: Vendor:		
	7 Phase I Environmental: Vendor:		
	8 Phase II Environmental: Vendor:		
	9 Structural Testing: Vendor:		
	10 Archeological Survey: Vendor:		
	11 Other: Vendor:		
	<b>SUB-TOTAL:</b>	<b>\$0</b>	
E. Special Fees / Assessments:			
1 DERM (Plans review, environmental permits, etc.):	Fee Waiver <input type="checkbox"/>		
2 Miami-Dade County Water and Sewer Department (Plan review)			
3 Florida Department of Environmental Protection (Permits):			
4 FDOT (Plans review, inspections, etc.):			
5 South Florida Water Management District (Permits):			
6 U.S. Army Corps of Engineers (Plans review, permits):			
7 HRS (Plans review, inspections, etc.):			
8 Other:			
	<b>SUB-TOTAL:</b>	<b>\$0</b>	
<b>PRODUCTION PHASE TOTAL:</b>			<b>\$0</b>
<b>CONSTRUCTION PHASE</b>			
F. Construction:	JOC Contractor: _____		
1 Construction Estimate:			\$289,278
2 Contingency Allowance:		10.0%	\$28,928
3 Data & Telecommunication Systems (IT Dept.):			
4 Fixtures, Furniture and Equipment:			
5 WASA System Betterment:			
6 FPL Contribution-in-Aid-of Construction:			\$26,000
7 Other:			
	<b>SUB-TOTAL:</b>		<b>\$344,206</b>


PROJECT COST ESTIMATE	G City and other Gov't Agencies Permit Fees			
	1	City of Miami Permits: Bldg. Dept. <input type="checkbox"/> Public Works <input type="checkbox"/>		
	2	Miami-Dade County Impact Fees:		
	3	Miami-Dade County Archeological Monitoring: <i>included in construction estimate</i>	\$0	
	4	Other:		
			SUB-TOTAL:	\$0
			<b>CONSTRUCTION PHASE TOTAL:</b>	<b>\$344,206</b>
	<b>CONSTRUCTION ADMINISTRATION</b>			
	H	Construction Inspection Services - CIP:	0.0%	\$0
	I	Construction Mgmt. - Industry Partner:	0.0%	\$0
	J	Construction Engineering Observer (CEO) - Industry Partner	10.0%	\$28,928
	K	JOC Administration	1.5%	\$4,339
			<b>CONSTRUCTION ADMINISTRATION TOTAL:</b>	<b>\$33,267</b>
	<b>ADMINISTRATIVE EXPENSES</b>			
	L	CIP Dept. (Mgmt./Budget/Procurement/Comm.):	3.0%	\$8,678
M	Industry Partner Program Mgmt. Support:	1.0%	\$2,893	
		<b>ADMINISTRATIVE EXPENSES TOTAL:</b>	<b>\$11,571</b>	
<b>LAND ACQUISITION EXPENSES</b>				
N	Land Cost:			
O	Transaction Costs:	0.0%	\$0	
		<b>LAND ACQUISITION TOTAL:</b>	<b>\$0</b>	
		<b>GRAND TOTAL - ESTIMATED PROJECT COST:</b>	<b>\$389,044</b>	

PROJECT SCOPE	The reconstruction of streets, including new sidewalk, new pavement road, new drainage, landscaping and street lighting based on the Greenway Master Plan.	
	Location: South River Drive from SW 1st Street to SW 2nd Street.	

NOTES	The design of this project is being paid for by the Trust for Public Lands.	
-------	---	--

FUND SOURCES	Fund:	Homeland Defense Neighborhood (Series 1)	CIP #	341211	Fiscal Year Available	111,521	Amount:	<del>\$282,480</del>
	Fund:	FDOT Grant	CIP #	331413			Amount:	277,523
	Fund:		CIP #				Amount:	
	Fund:		CIP #				Amount:	
	Fund:		CIP #				Amount:	
	Fund:		CIP #				Amount:	389,044
	<b>TOTAL ALLOCATED AMOUNT:</b>							

VALIDATION	Project Manager:	Kevin Brown	<i>K. Brown</i>	Sign	Date:	3/11/2005
	Sr. Project Manager:	CEGAR GONZALEZ	<i>CEGAR GONZALEZ</i>	Sign	Date:	3-14-05
	Reviewed by:	Pilar Saenz CIP Budget Administrator	<i>Pilar Saenz</i>	Sign	Date:	3-14-05
	Accepted by:	<i>[Signature]</i> Director of the Client Department	<i>J. Cano</i>	Sign	Date:	3/14/05

February 10, 2005	<b>Contractor's Cost Proposal Summary - WBS</b> Job Order Construction Services	
Loc # 074 047.B40694.00	The Miami River Greenway Project - Segment F The Miami River Greenway Project - Segment F	

Submitted By: F. H. Paschen  
3343 W. Commercial Blvd., Ste. 107  
Ft. Lauderdale, FL 33309

JOC Master Contract: 14-03\04

COST BREAKDOWN (by WBS Section)	Line Total
<b>WBS - Not Entered</b>	<b>289,277.83</b>
<b>Project Proposal Total</b>	<b>289,277.83</b>

This work order proposal total represents the correct total for the proposal. Any discrepancy between line totals, sub-totals and the proposal total is due to rounding of the line totals and sub-totals.

**Proposal Checklist**

- Detailed Cost Proposal     Non-Prepriced Backup     Computer Disk/Electronically     Drawings/Submittals
- Construction Schedule     Subcontract Plan/Self Performance


---



---



---


2-16-05  
 \_\_\_\_\_  
 Rob Olsen, Sr. Project Manager Date





# Job Order Approval

Job Order Construction Contracting  
City of Miami, Florida


CONTRACT	CITY JOB ORDER CONTRACT WITH		F. H. Paschen				
	Contract Effective Dates: START 08/01/2004		END: 07/31/2005	Master Contract No.	14-03104	Resolution	R-04-0516
	CITY JOB ORDER NUMBER 047.B40694.00						
CONTRACTOR	OFFICE LOCATION 3343 W.Commercial Blvd., Ste. 107						
	CITY Ft. Lauderdale			STATE FL		ZIP: 33309	
	CONTACT NAME: Rob Olsen			TITLE Sr. Project Manager			
	See Subcontractor's List in Project File						
PROPOSAL	PROJECT NAME: The Miami River Greenway Project - Segment F			PROJECT NUMBER: 047.B40694.00			
	BRIEF SCOPE OF WORK Site Work (Including But Not Limited To): Clearing & Grubbing, Selective Demolition, Excavation and Shaping Operations for Roadways & Parking <small>As further detailed in Contractor's attached JOC Proposal</small>						
	Contractor Proposal Date			Contractor Project Manager: Rob Olsen			
	TOTAL JOB ORDER AMOUNT(MAXIMUM)		\$289,277.83				
	WORK ORDER EFFECTIVE DATE :			REQUIRED COMPLETION			
FUNDING INCORPORATED DOCUMENT	OTHER NOTES						
	FUNDING SOURCE(S)		\$				
	This work order shall be performed in accordance with the above - reference contract, and incorporates by reference all documents described below: 1. Contract reference above 2. Proposal referenced above 3. Requirements of City Authorization 4. Other (List)						
APPROVALS		Name	Signature	Title	Date		
	Approved By	Roger Hatton	<i>Roger Hatton</i>	Project Manager	2-11-05		
	Approved By	Mary Conway	<i>Mary Conway</i>	Director	2/14/05		
	Accepted By Contractor	Rob Olsen	<i>Rob Olsen</i>	Sr. Project Manager	2-11-05		



# TGG Job Order Approval

Job Order Construction Contracting  
City of Miami, Florida


<b>CONTRACT</b>	CITY JOB ORDER CONTRACT WITH		<b>The Gordian Group, Inc.</b>				
	Contract Effective Dates: <b>START</b> July 29, 2004		<b>END:</b> April 11, 2008	Master Contract No.	49-00/01	Resolution	<b>R-04-0515</b>
<b>CONTRACTOR</b>	<b>OFFICE LOCATION</b> 140 Bridges Road, Suite E						
	<b>CITY</b> Maudlin			<b>STATE</b> South Carolina	<b>ZIP:</b> 29662		
	<b>CONTACT NAME:</b> Christopher Miranda			<b>TITLE</b> Project Manager			
<b>PROJECT INFORMATION</b>	<b>PROJECT NAME:</b> The Miami River Greenway Project - Segment F					<b>CITY JOB ORDER NUMBER:</b> 047.B40694.00	
	<b>BRIEF SCOPE OF WORK</b> Site Work (Including But Not Limited To): Clearing & Grubbing, Selective Demolition, Excavation and Shaping Operations for Roadways & Parking <i>As further detailed in Contractor's attached JOC Proposal</i>						
	<b>Contractor Proposal Date</b>			<b>Contractor Project Manager:</b>			
	<b>TOTAL JOB ORDER AMOUNT(MAXIMUM)</b>		\$289,277.83	<b>TGG Fee (1.5%):</b> \$ 4,339.17			
	<b>WORK ORDER EFFECTIVE DATE :</b>			<b>REQUIRED COMPLETION</b>			
	<b>Contractor:</b> F. H. Paschen						
<b>FUNDING INCORPORATED DOCUMENTS</b>	<b>OTHER NOTES</b>						
	<b>FUNDING SOURCE(S)</b>		\$				
<b>APPROVALS</b>		<b>Name</b>	<b>Signature</b>		<b>Title</b>	<b>Date</b>	
	Approved By	Roger Hatton	<i>Roger Hatton</i>		Project Manager	2-11-05	
	Approved By	Mary Conway	<i>Mary Conway</i>		Director	2/14/05	
	Approved By	Dianne Johnson	<i>Dianne Johnson</i>		Contract Administrator	2-11-05	
Accepted By	Christopher Miranda	<i>Christopher Miranda</i>		Project Manager	2-11-05		

February 10, 2005	<b>Sub List &amp; Self Performance - Estimate</b> Job Order Construction Services	
Loc # 074 047.B40694.00	The Miami River Greenway Project - Segment F The Miami River Greenway Project - Segment F	

Amount:

---

Name of Contractor	Duties	Certification	\$ Value	%

Signature  Rob Olsen  
 Title Sr. Project Manager Date of Signing 10-February-2005  
 Firm or Corporate Name F. H. Paschen  
 Address 3343 W. Commercial Blvd., Ste. 107, Ft. Lauderdale, FL 33309  
 Telephone Number (954) 730-8503

DEPARTMENT OF CAPITAL IMPROVEMENTS

PROJECT OVERVIEW FORM



1. DATE: 3/22/05 DISTRICT: 2
NAME OF PROJECT: NE 2nd AVENUE IMPROVEMENTS DESIGN SERVICES
INITIATING DEPARTMENT/DIVISION:
INITIATING CONTACT PERSON/CONTACT NUMBER: Kevin Brown (305) 416-1090
C.I.P. DEPARTMENT CONTACT: Capital Improvements
RESOLUTION NUMBER: CIP/PROJECT NUMBER: 341214
ADDITIONAL PROJECT NUMBER: (IF APPLICABLE)

2. BUDGETARY INFORMATION: Are funds budgeted? YES NO If yes,
TOTAL DOLLAR AMOUNT: \$1,347,400
SOURCE OF FUNDS: NE 2nd Avenue Improvements
ACCOUNT CODE(S): CIP #341214

If grant funded, is there a City match requirement? YES NO
AMOUNT: EXPIRATION DATE:
Are matching funds Budgeted? YES NO Account Code(s):
Estimated Operations and Maintenance Budget

3. SCOPE OF PROJECT:
Individuals / Departments who provided input:

DESCRIPTION OF PROJECT: Phase 1: Prepare a comprehensive analysis of all studies, concerns, current and future projects to recommend typical sections to be implemented throughout the corridor. Phase II: Prepare construction documents for segments along the corridor based on the findings from Phase I. Location: NE 2nd Avenue from NE 20 Street to NE 87 Street.

ADA Compliant? YES NO N/A

Approved by Audit Committee? YES NO N/A DATE APPROVED: 3/15/05
Approved by Bond Oversight Board? YES NO N/A DATE APPROVED: 3/22/05
Approved by Commission? YES NO N/A DATE APPROVED:
Community Mtg/Dist. Commissioner Approval? YES NO N/A DATES:
Revisions to Original Scope? YES NO (If YES see Item 5 below)
Time Approval 6 months 12 months Date for next Oversight Board Update:

4. CONCEPTUAL COST ESTIMATE BREAKDOWN
Has a conceptual cost estimate been developed based upon the initial established scope? YES NO If yes,
DESIGN COST:
CONSTRUCTION COST:

Is conceptual estimate within project budget? YES NO
If not, have additional funds been identified? YES NO
Source(s) of additional funds:
Approved by Commission? YES NO N/A DATE APPROVED:
Approved by Bond Oversight Board? YES NO N/A DATE APPROVED:

5. REVISIONS TO ORIGINAL SCOPE
Individuals / Departments who provided input:

Justifications for change:

Description of change:

Fiscal Impact YES NO HOW MUCH?
Have additional funds been identified? YES NO
Source(s) of additional funds:

Time impact
Approved by Commission? YES NO N/A DATE APPROVED:
Approved by Bond Oversight Board? YES NO N/A DATE APPROVED:

6. COMMENTS:

APPROVAL: [Signature] DATE: 3/22/05
BOND OVERSIGHT BOARD



# PROJECT ANALYSIS FORM

Department of Capital Improvements  
City of Miami

Date Prepared:	1/10/2005
Revised Date:	
Revised Date:	
Revised Date:	

<b>PROJECT NAME: NE 2nd Avenue Improvements</b>		
ADDRESS / LOCATION: NE 2nd Avenue, From NE 20th Street to NE 78th Street		PROJECT No.: B-78508
NET OFFICE:		DISTRICT: D2
CLIENT DEPT: Planning		EST. PROJECT COST: \$15,017,400
CLIENT CONTACT:	TEL.:	ALLOCATED FUNDS: \$15,125,000
PROJECT MANAGER: Kevin Brown	TEL.: (305) 416-1090	PROCUREMENT:
CONSTR. MANAGER:	TEL.:	PROJECT TEAM: Streets
INSPECTOR / CEO:	TEL.:	
EST. DESIGN START:	EST. BID ADV.:	EST. CONSTRUCTION START:
EST. DESIGN END:	EST. AWARD DATE:	EST. CONSTRUCTION END:

PROJECT COST ESTIMATE	<b>PRODUCTION PHASE</b>		Percentage
	A. Design Svcs. - Outside Consultant	Prime Consultant: <u>DMJM + Harris, Inc.</u>	
	1 Basic Fees:		5.0% \$540,000
	2 Additional Services:		1.3% \$140,400
			<b>SUB-TOTAL: \$680,400</b>
	B. Design Svcs. - CIP		
	1 In-house Basic Design Fee:		0.0% \$0
	2 In-house Additional Design Services:		0.0% \$0
			<b>SUB-TOTAL: \$0</b>
	C. Production Management Services		
	1 Prod. Mgmt. of Outside Consultant by CIP:		0.0% \$0
	2 Prod. Mgmt. of Outside Consultant by Industry Partner:		4.0% \$432,000
			<b>SUB-TOTAL: \$432,000</b>
	D. Miscellaneous Services		
	1 Survey:	Vendor:	
	2 Re-plat:	Vendor:	
	3 Geotechnical Testing:	Vendor:	\$85,000
	4 Utility Locations (Soft Digs):	Vendor:	\$150,000
	5 Asbestos Survey:	Vendor:	
	6 Energy / HVAC Calculations:	Vendor:	
	7 Phase I Environmental:	Vendor:	
	8 Phase II Environmental:	Vendor:	
	9 Structural Testing:	Vendor:	
	10 Archeological Survey:	Vendor:	
	11 Other:	Vendor:	
		<b>SUB-TOTAL: \$235,000</b>	
E. Special Fees / Assessments:			
1 DERM (Plans review, environmental permits, etc.):	Fee Waiver <input type="checkbox"/>		
2 Miami-Dade County Water and Sewer Department (Plan review)			
3 Florida Department of Environmental Protection (Permits):			
4 FDOT (Plans review, inspections, etc.):			
5 South Florida Water Management District (Permits):			
6 U.S. Army Corps of Engineers (Plans review, permits):			
7 HRS (Plans review, inspections, etc.):			
8 Other:			
		<b>SUB-TOTAL: \$0</b>	
<b>PRODUCTION PHASE TOTAL:</b>			<b>\$1,347,400</b>
<b>CONSTRUCTION PHASE</b>			
F. Construction:	JOC Contractor: _____		
1 Construction Estimate:			\$10,800,000
2 Contingency Allowance:		10.0%	\$1,080,000
3 Data & Telecommunication Systems (IT Dept.):			
4 Fixtures, Furniture and Equipment:			
5 WASA System Betterment:			
6 FPL Contribution-in-Aid-of Construction:			\$170,000
7 Other:			
		<b>SUB-TOTAL:</b>	<b>\$12,050,000</b>

PROJECT COST ESTIMATE	G City and other Gov't Agencies Permit Fees		
	1	City of Miami Permits: Bldg. Dept. <input type="checkbox"/> Public Works <input type="checkbox"/>	
	2	Miami-Dade County Impact Fees:	
	3	Miami-Dade County Archeological Monitoring:	
	4	Other:	
			SUB-TOTAL: \$0
			<b>CONSTRUCTION PHASE TOTAL: \$12,050,000</b>
	<b>CONSTRUCTION ADMINISTRATION</b>		
	H	Construction Inspection Services - CIP:	2.0% \$216,000
	I	Construction Mgmt. - Industry Partner:	3.0% \$324,000
J	Construction Engineering Observer (CEO) - Industry Partner	2.0% \$216,000	
K	JOC Administration	4.0% \$432,000	
		<b>CONSTRUCTION ADMINISTRATION TOTAL: \$1,188,000</b>	
<b>ADMINISTRATIVE EXPENSES</b>			
L	CIP Dept. (Mgmt./Budget/Procurement/Comm.):	3.0% \$324,000	
M	Industry Partner Program Mgmt. Support:	1.0% \$108,000	
		<b>ADMINISTRATIVE EXPENSES TOTAL: \$432,000</b>	
<b>LAND ACQUISITION EXPENSES</b>			
N	Land Cost:		
O	Transaction Costs:	0.0% \$0	
		<b>LAND ACQUISITION TOTAL: \$0</b>	
		<b>GRAND TOTAL - ESTIMATED PROJECT COST: \$15,017,400</b>	

PROJECT SCOPE	Phase 1: Prepare a comprehensive analysis of all studies, concerns, current and future projects to recommend typical sections to be implemented throughout the corridor.
	Phase 2: Prepare construction documents for segments along the corridor based on the findings from phase 1.
	Location: NE 2nd Avenue from NE 20th Street to NE 87th Street

NOTES	
-------	--

FUND SOURCES	Fund: 2002 HLDB - Series 1	CIP # 341214	Fiscal Year Available	Amount: \$1,000,000
	Fund: 2002 HLDB - Series 2	CIP # 341214		Amount: \$5,000,000
	Fund: People's Transportation Plan	CIP # 341214		Amount: \$9,125,000
	Fund:	CIP #		Amount:
	Fund:	CIP #		Amount:
	Fund:	CIP #		Amount:
			<b>TOTAL ALLOCATED AMOUNT: \$15,125,000</b>	

VALIDATION	Project Manager: <u>Kevin Brown</u>	<u>K. Brown</u> Sign	Date: <u>1/10/2005</u>
	Sr. Project Manager: <u>Cesar Gonzalez</u>	<u>Cesar Gonzalez</u> Sign	Date: <u>01/29/05</u>
	Reviewed by: <u>Kilar Saenz</u> CIP Budget Administrator	<u>Kilar Saenz</u> Sign	Date: <u>1-24-05</u>
	Accepted by: <u>Mary Conway</u> Director of the Client Department	<u>Mary Conway</u> Sign	Date: <u>1/25/05</u>



**City of Miami, Florida  
WORK ORDER FOR PROFESSIONAL SERVICES**

<b>CONTRACT</b>	<b>CITY CONTINUING SERVICE CONTRACT FOR</b> Transportation and Transit Professional Services		
	<b>Contract Effective Dates:</b> START 10-19-04 END: 10-19-06		Contract Number K-04-00802
	Contract Authorization: <input checked="" type="checkbox"/> Resolution <input type="checkbox"/> City Code Section Number R-04-0579		
	<b>CITY WORK ORDER NUMBER</b> 01	Prior Work Orders Issued Number --	Value \$0.00
	<b>WORK ORDER EFFECTIVE DATE</b>		<b>REQUIRED COMPLETION DATE</b>

<b>CONSULTANT</b>	<b>CONSULTANT FIRM</b> DMJM + Harris, Inc.		
	<b>OFFICE LOCATION</b> 800 Douglas Road, Suite 770		
	<b>CITY</b> Coral Gables	<b>STATE</b> FL	<b>ZIP</b> 33134
	<b>CONTACT NAME</b> Alejandro Meitin		<b>TITLE</b> Project Manager

<b>PROPOSAL</b>	<b>PROJECT NAME</b> NE 2 <sup>nd</sup> Avenue Improvements		<b>PROJECT NUMBER</b> B-78508
	<b>BRIEF SCOPE OF WORK</b> NE 2 <sup>nd</sup> Avenue Typical Section Development from NW 20 <sup>th</sup> Street to NW 78 <sup>th</sup> Street <i>As further detailed in attached Consultant Work Order Proposal</i>		
	<b>Consultant Proposal Date</b> 1/24/05	<b>Consultant Project Manager</b> Alejandro Meitin	

<b>COMPENSATION SUMMARY</b>	MAJOR TASKS / WORK PHASES	DELIVERABLE	DUE	FEE	FEE BASIS	
	Evaluate Existing Documents	Tech Memo	2/28/05	\$14,657.00	Lump Sum, Not to Exceed	
	Assess Development Impacts	Tech Memo	2/28/05	\$9315.00	Lump Sum, Not to Exceed	
	Assess Needs for Public Involvement	Tech Memo	2/28/05	\$1694.00	Lump Sum, Not to Exceed	
	Segment Corridor	Tech Memo	3/04/05	\$4814.00	Lump Sum, Not to Exceed	
	Develop Typical Sections	Sketches	3/11/05	\$6612.00	Lump Sum, Not to Exceed	
	Develop Linear Cost Per Section	Cost Estimates	3/18/05	\$4060.00	Lump Sum, Not to Exceed	
	Coordinate Approval/Prepare Typical Pack.	Typical Section Pkg	3/30/05	\$2465.00	Lump Sum, Not to Exceed	
	<b>All Professional CONSULTANT FEES</b>				\$43,616.00	<b>SUBTOTAL</b>
	Allowance For Reimbursable Expenses				\$7929.39	Direct Expense
	Allowance For Additional Services (if any)				\$5000.00	Limiting Amount
	<b>TOTAL MAXIMUM AMOUNT</b>				\$56,545.39	Lump Sum, Not to Exceed

<b>FUNDING AND INCORPORATED DOCUMENTS</b>	<b>OTHER NOTES</b>				
	Estimated Construction Cost \$TBD				
	<b>FUNDING SOURCE(S)</b>	2002 HLDB - SERIES 1	\$1,000,000	People's Transportation Plan	\$9,125,000
		2002 HLDB - SERIES 2	\$5,000,000		\$
	<i>This Work Order shall be performed in accordance with the above-referenced Contract, and incorporates by reference all documents described below:</i>				
1. Contract referenced above      2. Proposal referenced above      3. Requirements of City Authorization      4. Other (list)					

<b>APPROVALS</b>	<b>Name</b>	<b>Signature</b>	<b>Title</b>	<b>Date</b>
	Prepared By	Kevin A. Brown	<i>K. Brown</i>	City Project Manager 01/24/04
	Approved By	<i>CESAR GONZALEZ</i>	<i>Cesar Gonzalez</i>	Team Leader Horizontal projects 1/24/05
	Approved By	Dianna E. Johnson	<i>Dianna E. Johnson</i>	<del>CIP/CAAT</del> Construction Team Leader
	Approved By	Mary H. Conway	<i>Mary H. Conway</i>	Director 1/25/05
Accepted By Consultant	<i>Alex Meitin</i>	<i>Alex Meitin</i>		1/25/05

January 24, 2005

**DMJM+HARRIS, Inc. (DMJM+HARRIS)** proposes to provide the services identified below for the project entitled "**NE 2<sup>nd</sup> Avenue Typical Section Development**", pursuant to its Professional Service Agreement with the City of Miami for Transportation Consulting Services, dated October 19, 2004 .

## **I. GENERAL**

Residents and businesses in the N.E. 2<sup>nd</sup> Avenue corridor actively desire to add value to their communities by upgrading the transportation system in order to improve the quality of life, the business environment, and stimulate investment in redeveloping the area. The City desires the professional engineering services of **DMJM+HARRIS** to facilitate such project. This document will outline what is to be known as Phase I of the NE 2<sup>nd</sup> Avenue corridor design project. The limits extend from NW 20<sup>th</sup> Street to NW 78<sup>th</sup> Street. The services to be rendered under this task are as follows:

## **II. SCOPE OF WORK**

**Task 1. Evaluate Existing Documentation:** The consultant will review eleven (11) documentation consisting of studies, plans, concepts and illustrations, to be provided by the City, related to the NE 2<sup>nd</sup> Avenue project corridor. This will entail making sure that the data collected, operational/safety concerns addressed, and assumptions made are still valid and relevant to this effort. Recommendations will be made regarding the need to:

- revalidate data by performing additional data collection
- address operational/safety concerns by performing additional studies
- perform additional studies to reevaluate previous assumptions

The identified existing documentations to be evaluated are:

1. The Florida East Coast Corridor Study
2. Miami Design District & Little Haiti Creole District Study
3. Miami Design District Design Development Plan
4. Miami Street Cars Project Study
5. NE 2<sup>nd</sup> Avenue Beatification Study
6. Zyscovich Little Haiti Park Illustration
7. Round-about Concept Plan
8. FDOT Reconstruction Plans



9. Findings from the C3TS ongoing Study
10. Existing Operational and Safety Documentation
11. Kimley-Horn and Associates Study north of the City Limits

**Task 2. Assess Development Impacts to Corridor:** The consultant shall assess and, if necessary, make recommendations regarding the impacts to the roadway design project due to developments along the corridor. Access Management, parking survey and field reviews are to be considered part of this task. Development information will be provided by the City.

**Task 3. Public Involvement Assessment:** The consultant shall evaluate the previous community outreach efforts performed and make recommendations as to whether additional public involvement efforts are required for the entire project corridor or particular segments. This task entails the evaluation of 5 of the 11 previous documents reviewed, consisting of the following:

1. The Florida East Coast Corridor Study
2. Miami Design District & Little Haiti Creole District Study
3. Miami Street Cars Project Study
4. NE 2<sup>nd</sup> Avenue Beatification Study
5. Existing Operational and Safety Documentation

**Task 4. Segment the Corridor:** Based on efforts above, the project corridor shall be divided into segments based on schedule and funding.

**Task 5. Develop typical sections:** The consultant shall review and evaluate all typical sections developed as part of the studies reviewed under Task 1 and select up to 12 typicals total. This will be recreated, CADD based, and presented in a logical and clear fashion.

**Task 6. Develop linear cost for each typical section:** The consultant shall develop a cost per linear foot for each typical section provided as part of Task 5. This shall be developed in a spreadsheet format to facilitate changes as necessary. The cost estimate shall be an aid to assist in selection of preferred typical sections for each segment and for programming construction funds.

**Task 7. Coordinate typical section approval with County:** The consultant shall attend 1 meeting with Miami-Dade County and City officials to facilitate the selection of a preferred typical section for each segment of the project corridor.

**Task 8. Develop the preferred typical section package:** The consultant shall produce a typical section package for the agreed upon typical section for each segment of the project corridor.

**III. SUBCONSULTANTS**

The below listed Sub-Consultants will assist in the performance of the Work.

SubConsultant Name	Specialty or Expertise
None	

**IV. SCHEDULE OF WORK – TIME OF PERFORMANCE**

**DMJM+HARRIS** shall submit the Deliverables and perform the Work as depicted in the tables below

<b>SCHEDULE OF DELIVERABLES</b>		
Sheet or ID Number	Drawing Name or Deliverable	Total Hours Or Anticipated Delivery Date
A	Results of the Tasks 1 through 4 in technical memorandum format	02/28/05
B	CADD Prints and electronic of all typical sections proposed	03/18/05
C	Spreadsheet Prints and electronic file of cost estimates for each typical section proposed	03/18/05
D	Typical Section Package for approved typical sections per segment	03/30/05

*\* All electronic deliverables will be submitted as PDF Files.*

<b>SCHEDULE OF WORK</b>				
Task or Activity ID #	Task Name and/or Activity Description	Duration (specify weeks, calendar or working days)	Projected Start Date	Projected Finish Date*
1	Evaluate Existing Documentation	4 weeks	01/31/05	02/28/05
2	Assess Development Impacts to the Corridor	4 weeks	01/31/05	02/28/05
3	Public Involvement Assessment	4 weeks	01/31/05	02/28/05
4	Segment the Corridor	1 week	02/28/05	03/04/05
5	Develop Typical Sections	2 weeks	02/28/05	03/11/05
6	Develop Linear Cost for Each Typical Section	1 week	03/14/05	03/18/05
7	Coordinate Typical Section Approval with the County	1 day	03/23/05	03/23/05
8	Develop the Preferred Typical Section Package	1 week	03/23/05	03/30/05

*\* The above schedule assumes a Written Notice to Proceed will be issued and submittal of all existing documentation by City on January 31, 2005. The coordination with the County is an assumed date that the City will schedule with the County, and may impact the schedule.*

**V. COMPENSATION**

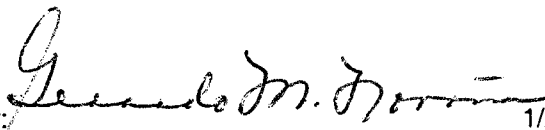
Consultant shall perform the Work detailed in this Proposal for a Lump Sum, Not to Exceed fee of 51,545 dollars and 39 cents (\$51,545.39). Said fee includes an allowance for Reimbursable Expenses required in connection with the Work, which shall be established in an amount not to exceed \$7,929.39. Said Reimbursable Expenses shall be utilized in accordance with the Agreement Provisions and shall conform to the limitations of Florida Statutes § 112.061.

Additionally, an allowance of \$5,000 is provided for contingencies to be used at the direction of the City of Miami.

<b>SUMMARY OF COMPENSATION</b>			
<b>Task or Activity ID #</b>	<b>Major Task Name and/or Activity Description</b>	<b>Fee Amount</b>	<b>Fee Basis</b>
1	Evaluate Existing Documents	\$14,657.00	Lump Sum, Not to Exceed
2	Assess Development Impacts	\$9,315.00	Lump Sum, Not to Exceed
3	Assess Needs for Public Involvement	\$1,694.00	Lump Sum, Not to Exceed
4	Segment Corridor	\$4,814.00	Lump Sum, Not to Exceed
5	Develop Typical Sections	\$6,612.00	Lump Sum, Not to Exceed
6	Develop Linear Cost per Section	\$4,060.00	Lump Sum, Not to Exceed
7	Coordinate Typical Section Approval	\$1,369.00	Lump Sum, Not to Exceed
8	Develop Typical Section Package	\$1,096.00	Lump Sum, Not to Exceed
	Allowance for Contingencies	\$5,000.00	Limiting Amount
	Allowance for Reimbursable Expenses	\$7,929.39	Direct Expense
	<b>TOTAL</b>	<b>\$56,545.39</b>	

**VI. PROJECT MANAGER**

CONSULTANT'S Project Manager for this Work Order assignment will be **Alejandro Meitin, P.E.**

Submitted by:  1/24/05  
 G.M. Norona, P.E. Date

Prepared by:  1/24/05  
 Alejandro Meitin, P.E. Date

ESTIMATE OF WORK EFFORT AND COST - PRIME CONSULTANT

Name of Project: NE 2nd Avenue (From NE 20th Street to NE 78th Street)  
 County: Miami-Dade  
 FPN: B-78508  
 FAP No.: 1/0/1900

Consultant Name: DMJM + Harris  
 Consultant No.:  
 Date: 1/24/2005  
 Estimator:

Staff Classification	Total Staff Hours From SH Summary Firm	Project Manager	Chief Engineer	Senior Engineer	Engineer	Designer Tech	Clerical	Staff Classification 7	Staff Classification 8	Staff Classification 9	Staff Classification 10	Staff Classification 11	Staff Classification 12	SH	Salary	Average
														By Activity	Cost By Activity	Rate Per Task
1. Evaluate Existing Documents	125	36	0	13	63	13	0	0	0	0	0	0	0	127	\$14,657	\$115.41
2. Assess Devel. Impacts	78	23	0	8	47	0	0	0	0	0	0	0	0	78	\$9,315	\$119.42
3. Assess Need for Public Invol.	12	10	0	2	0	0	0	0	0	0	0	0	0	12	\$1,694	\$141.13
4. Segment Corridor	36	22	0	4	11	0	0	0	0	0	0	0	0	37	\$4,814	\$130.11
5. Develop Typical Sections	65	13	0	7	20	26	0	0	0	0	0	0	0	66	\$6,612	\$100.18
6. Develop Linear Cost per Section	39	8	0	2	18	12	0	0	0	0	0	0	0	40	\$4,060	\$101.50
7. Coord. Typical Section Approv.	10	4	0	4	2	0	0	0	0	0	0	0	0	10	\$1,369	\$136.88
8. Develop Typical Section Pkg.	10	3	0	1	2	5	0	0	0	0	0	0	0	11	\$1,096	\$99.65
	0	0	0	0	0	0	0	0	0	0	0	0	0	0	\$0	#DIV/0!
	0	0	0	0	0	0	0	0	0	0	0	0	0	0	\$0	#DIV/0!
	0	0	0	0	0	0	0	0	0	0	0	0	0	0	\$0	#DIV/0!
	0	0	0	0	0	0	0	0	0	0	0	0	0	0	\$0	#DIV/0!
	0	0	0	0	0	0	0	0	0	0	0	0	0	0	\$0	#DIV/0!
	0	0	0	0	0	0	0	0	0	0	0	0	0	0	\$0	#DIV/0!
	0	0	0	0	0	0	0	0	0	0	0	0	0	0	\$0	#DIV/0!
	0	0	0	0	0	0	0	0	0	0	0	0	0	0	\$0	#DIV/0!
	0	0	0	0	0	0	0	0	0	0	0	0	0	0	\$0	#DIV/0!
	0	0	0	0	0	0	0	0	0	0	0	0	0	0	\$0	#DIV/0!
	0	0	0	0	0	0	0	0	0	0	0	0	0	0	\$0	#DIV/0!
	0	0	0	0	0	0	0	0	0	0	0	0	0	0	\$0	#DIV/0!
	0	0	0	0	0	0	0	0	0	0	0	0	0	0	\$0	#DIV/0!
	0	0	0	0	0	0	0	0	0	0	0	0	0	0	\$0	#DIV/0!
	0	0	0	0	0	0	0	0	0	0	0	0	0	0	\$0	#DIV/0!
	0	0	0	0	0	0	0	0	0	0	0	0	0	0	\$0	#DIV/0!
	0	0	0	0	0	0	0	0	0	0	0	0	0	0	\$0	#DIV/0!
	0	0	0	0	0	0	0	0	0	0	0	0	0	0	\$0	#DIV/0!
	0	0	0	0	0	0	0	0	0	0	0	0	0	0	\$0	#DIV/0!
<b>Total Staff Hours</b>	<b>375</b>	<b>121</b>	<b>0</b>	<b>41</b>	<b>163</b>	<b>56</b>	<b>0</b>	<b>0</b>	<b>0</b>	<b>0</b>	<b>0</b>	<b>0</b>	<b>0</b>	<b>381</b>		
<b>Total Staff Cost</b>		<b>\$16,843.20</b>	<b>\$0.00</b>	<b>\$6,182.80</b>	<b>\$17,017.20</b>	<b>\$3,572.80</b>	<b>\$0.00</b>	<b>\$0.00</b>	<b>\$0.00</b>	<b>\$0.00</b>	<b>\$0.00</b>	<b>\$0.00</b>	<b>\$0.00</b>		<b>\$43,616.00</b>	<b>\$114.48</b>

Total % of Work by Classification	32.27%	0.00%	10.93%	43.47%	14.93%	0.00%	0.00%	0.00%	0.00%	0.00%	0.00%	0.00%	0.00%	Check =	\$43,616.00	\$43,616.00
				<b>Survey Field Days by Subconsultant</b>												
				<b>4 - Person Crew:</b>												

Notes:  
 1. This sheet to be used by Prime Consultant to calculate the Grand Total fee.  
 2. Manually enter fee from each subconsultant. Unused subconsultant rows may be hidden.

<b>SALARY RELATED COSTS:</b>				\$43,616.00
OVERHEAD:		0%		\$0.00
OPERATING MARGIN:		0%		\$0.00
FCCM (Facilities Capital Cost Money):		0.00%		\$0.00
EXPENSES:		0.00%		\$0.00
Survey (Field - if by Prime)			4-man crew days @ \$ / day	\$0.00
<b>SUBTOTAL ESTIMATED FEE:</b>				<b>\$43,616.00</b>
Subconsultant: Sub 1				\$0.00
Subconsultant: Sub 2				\$0.00
Subconsultant: Sub 3				\$0.00
Subconsultant: Sub 4				\$0.00
Subconsultant: Sub 5				\$0.00
Subconsultant: Sub 6				\$0.00
Subconsultant: Sub 7				\$0.00
Subconsultant: Sub 8				\$0.00
Subconsultant: Sub 9				\$0.00
Subconsultant: Sub 10				\$0.00
Subconsultant: Sub 11				\$0.00
Subconsultant: Sub 12				\$0.00
<b>SUBTOTAL ESTIMATED FEE:</b>				<b>\$43,616.00</b>
Geotechnical Field and Lab Testing				\$0.00
<b>SUBTOTAL ESTIMATED FEE:</b>				<b>\$43,616.00</b>
Reimbureables (Allowance)				\$7,929.39
Contingency				\$5,000.00
<b>GRAND TOTAL ESTIMATED FEE:</b>				<b>\$56,545.39</b>

Audited Expense Rate = 18.18% (via Lorraine Odem Letter)

**City Of Miami - Capital Improvement Program**

Dept. 122-Transportation & Transit  
 Status/Phase Active/Pre-Design CIP: Yes  
 Job No./Name B-78508 NE 2 Avenue Improvements

**Funding Breakdown Detail Report**

Area 3-Infrastructure & Environment  
 Program 341-Streets & Sidewalks  
 Category Streets and Sidewalks  
 PM Kevin Brown  
 District 5-Commissioner: Jeffery L. Allen

Scope: Phase 1: Prepare a comprehensive analysis of all studies, concerns, current and future projects to recommend typical sections to be implemented throughout the corridor. Phase 2: Prepare construction documents for segments along the corridor.  
 Location: NE 2 Avenue from NE20th St to NE 87 Street

CIP Project	Funding Source	Detail Cost Category	Total Funding	Prior Approp.	Approp. 2004 - 2005	2005 - 2006	2006 - 2007	2007 - 2008	2008 - 2009	2009 - 2010	Invoiced To-Date
341214	385200-1	Administration	\$78,125	\$78,125	\$0	\$0	\$0	\$0	\$0	\$0	\$0
		Design	\$921,875	\$921,875	\$0	\$0	\$0	\$0	\$0	\$0	\$0
		Sub-Total	\$1,000,000	\$1,000,000	\$0	\$0	\$0	\$0	\$0	\$0	\$0
341214	385200-2	Administration	\$106,195	\$0	\$0	\$106,195	\$0	\$0	\$0	\$0	\$0
		Construction	\$4,581,490	\$0	\$0	\$4,581,490	\$0	\$0	\$0	\$0	\$0
		Const. Mgmt.	\$312,315	\$0	\$0	\$312,315	\$0	\$0	\$0	\$0	\$0
		Sub-Total	\$5,000,000	\$0	\$0	\$5,000,000	\$0	\$0	\$0	\$0	\$0
341214	888893	Administration	\$193,805	\$0	\$193,805	\$0	\$0	\$0	\$0	\$0	\$0
		Construction	\$8,361,219	\$0	\$8,361,219	\$0	\$0	\$0	\$0	\$0	\$0
		Const. Mgmt.	\$569,976	\$0	\$569,976	\$0	\$0	\$0	\$0	\$0	\$0
		Sub-Total	\$9,125,000	\$0	\$9,125,000	\$0	\$0	\$0	\$0	\$0	\$0
<b>Total</b>			<b>15,125,000</b>	<b>\$1,000,000</b>	<b>\$9,125,000</b>	<b>\$5,000,000</b>	<b>\$0</b>	<b>\$0</b>	<b>\$0</b>	<b>\$0</b>	<b>\$0</b>

Total Cost Category	Total Funding	Prior Approp.	Approp. 2004 - 2005	2005 - 2006	2006 - 2007	2007 - 2008	2008 - 2009	2009 - 2010	Invoiced To-Date
Administration	\$378,125	\$78,125	\$193,805	\$106,195	\$0	\$0	\$0	\$0	\$0
Design	\$921,875	\$921,875	\$0	\$0	\$0	\$0	\$0	\$0	\$0
Construction	12,942,709	\$0	\$8,361,219	\$4,581,490	\$0	\$0	\$0	\$0	\$0
Const. Mgmt.	\$882,291	\$0	\$569,976	\$312,315	\$0	\$0	\$0	\$0	\$0
<b>Total</b>	<b>15,125,000</b>	<b>\$1,000,000</b>	<b>\$9,125,000</b>	<b>\$5,000,000</b>	<b>\$0</b>	<b>\$0</b>	<b>\$0</b>	<b>\$0</b>	<b>\$0</b>

Total Est. Category	Total Estimates	Prior Estimates	Estimates 2004 - 2005	Cost Estimates (Cashflows)					Invoiced To-Date
				2005 - 2006	2006 - 2007	2007 - 2008	2008 - 2009	2009 - 2010	
Administration	\$432,000	\$0	\$64,000	\$192,000	\$176,000	\$0	\$0	\$0	\$0
Design	\$1,347,400	\$0	\$336,850	\$1,010,550	\$0	\$0	\$0	\$0	\$0
Construction	12,050,000	\$0	\$0	\$5,073,684	\$6,976,316	\$0	\$0	\$0	\$0
Const. Mgmt.	\$1,188,000	\$0	\$0	\$500,211	\$687,789	\$0	\$0	\$0	\$0

**City Of Miami - Capital Improvement Program**

Dept. 122-Transportation & Transit  
 Status/Phase / CIP: Yes  
 Job No./Name B-78508 NE 2 Avenue Improvements

**Funding Breakdown Detail Report**

Area 3-Infrastructure & Environment  
 Program 341-Streets & Sidewalks  
 Category Streets and Sidewalks  
 PM Kevin Brown  
 District 5-Commissioner: Jeffery L. Allen

<b>Total</b>	15,017,400	\$0	\$400,850	\$6,776,445	\$7,840,105	\$0	\$0	\$0	\$0
--------------	------------	-----	-----------	-------------	-------------	-----	-----	-----	-----

**Over/Under** \$107,600

**Funding CIP Project/Fund Sources**

CIP Project	Title	Fund Source	Title
341214	NE 2nd Avenue Improvements	385200-1	2002 Homeland Def/neighhd. (Series 1)
341214	NE 2nd Avenue Improvements	385200-2	2002 Homeland Def/neighhd. (Series 2)
341214	NE 2nd Avenue Improvements	888893	People's Transportation Plan

DEPARTMENT OF CAPITAL IMPROVEMENTS

PROJECT OVERVIEW FORM



1. DATE: 3/22/05 DISTRICT: 5
NAME OF PROJECT: WEST MODEL CITY/FLORAL PARK DESIGN SERVICES
INITIATING DEPARTMENT/DIVISION:
INITIATING CONTACT PERSON/CONTACT NUMBER: David Romano (305) 416-1047
C.I.P. DEPARTMENT CONTACT: Capital Improvements - Cesar Gonzalez
RESOLUTION NUMBER: CIP/PROJECT NUMBER: 311715 & 341126
ADDITIONAL PROJECT NUMBER: (IF APPLICABLE)

2. BUDGETARY INFORMATION: Are funds budgeted? YES NO If yes,
TOTAL DOLLAR AMOUNT: \$339,576
SOURCE OF FUNDS: District 5-Quality of Life Improvements & Model City Infrastructure Improvements
ACCOUNT CODE(S): CIP #311715 & 341126

If grant funded, is there a City match requirement? YES NO
AMOUNT: EXPIRATION DATE:
Are matching funds Budgeted? YES NO Account Code(s):
Estimated Operations and Maintenance Budget

3. SCOPE OF PROJECT:
Individuals / Departments who provided input:
DESCRIPTION OF PROJECT: Design only.
ADA Compliant? YES NO N/A

Approved by Audit Committee? YES NO N/A DATE APPROVED: 3/15/05
Approved by Bond Oversight Board? YES NO N/A DATE APPROVED: 3/22/05
Approved by Commission? YES NO N/A DATE APPROVED:
Community Mtg/Dist. Commissioner Approval? YES NO N/A DATES:
Revisions to Original Scope? YES NO (If YES see Item 5 below)
Time Approval 6 months 12 months Date for next Oversight Board Update:

4. CONCEPTUAL COST ESTIMATE BREAKDOWN
Has a conceptual cost estimate been developed based upon the initial established scope? YES NO If yes,
DESIGN COST:
CONSTRUCTION COST:
Is conceptual estimate within project budget? YES NO
If not, have additional funds been identified? YES NO
Source(s) of additional funds:
Approved by Commission? YES NO N/A DATE APPROVED:
Approved by Bond Oversight Board? YES NO N/A DATE APPROVED:

5. REVISIONS TO ORIGINAL SCOPE
Individuals / Departments who provided input:
Justifications for change:
Description of change:

Fiscal Impact YES NO HOW MUCH?
Have additional funds been identified? YES NO
Source(s) of additional funds:
Time impact
Approved by Commission? YES NO N/A DATE APPROVED:
Approved by Bond Oversight Board? YES NO N/A DATE APPROVED:

6. COMMENTS:

APPROVAL: [Signature] DATE: 3/22/05
BOND OVERSIGHT BOARD



# PROJECT ANALYSIS FORM

Department of Capital Improvements  
City of Miami

Date Prepared:	10/28/2004
Revised Date:	3/10/2005
Revised Date:	
Revised Date:	

<b>PROJECT NAME: WEST MODEL CITY / FLORAL PARK</b>		
ADDRESS / LOCATION: B/n NW 40St & NW 58St From NW 17Av To NW 19 Av	PROJECT No.:	B-40703
NET OFFICE: Model City	DISTRICT:	D5
CLIENT DEPT: Economic Development	EST. PROJECT COST:	
CLIENT CONTACT:	TEL.:	ALLOCATED FUNDS: \$2,550,000
PROJECT MANAGER: David Romano	TEL.: (305) 416-1047	PROCUREMENT: Formal Bid
CONSTR. MANAGER:	TEL.:	PROJECT TEAM: Streets
INSPECTOR / CEO:	TEL.:	
EST. DESIGN START:	EST. BID ADV.:	EST. CONSTRUCTION START:
EST. DESIGN END:	EST. AWARD DATE:	EST. CONSTRUCTION END:

PRODUCTION PHASE		Percentage
A. Design Svcs. - Outside Consultant	Prime Consultant: <u>Marlin Engineering, Inc.</u>	
1 Basic Fees:		\$243,112
2 Additional Services:		0.0% \$0
		<b>SUB-TOTAL: \$243,112</b>
B. Design Svcs. - CIP		
1 In-house Basic Design Fee:		0.0% \$0
2 In-house Additional Design Services:		0.0% \$0
		<b>SUB-TOTAL: \$0</b>
C. Production Management Services		
1 Prod. Mgmt. of Outside Consultant by CIP:		0.0% \$0
2 Prod. Mgmt. of Outside Consultant by Industry Partner:		2.0% \$96,464
		<b>SUB-TOTAL: \$96,464</b>
D. Miscellaneous Services		
1 Survey:	Vendor: <u>Consul-Tech Surveying &amp; Mapping, Inc.</u>	
2 Re-plat:	Vendor:	
3 Geotechnical Testing:	Vendor: <u>Geosol, Inc.</u>	
4 Utility Locations (Soft Digs):	Vendor:	
5 Asbestos Survey:	Vendor:	
6 Energy / HVAC Calculations:	Vendor:	
7 Phase I Environmental:	Vendor:	
8 Phase II Environmental:	Vendor:	
9 Structural Testing:	Vendor:	
10 Archeological Survey:	Vendor:	
11 Other:	Vendor:	
		<b>SUB-TOTAL: \$0</b>
E. Special Fees / Assessments:		
1 DERM (Plans review, environmental permits, etc.):	Fee Waiver <input checked="" type="checkbox"/>	
2 Miami-Dade County Water and Sewer Department (Plan review)		
3 Florida Department of Environmental Protection (Permits):		
4 FDOT (Plans review, inspections, etc.):		
5 South Florida Water Management District (Permits):		
6 U.S. Army Corps of Engineers (Plans review, permits):		
7 HRS (Plans review, inspections, etc.):		
8 Other:		
		<b>SUB-TOTAL: \$0</b>
<b>PRODUCTION PHASE TOTAL:</b>		<b>\$339,576</b>

PROJECT COST ESTIMATE

CONSTRUCTION PHASE	
F. Construction:	JOC Contractor: _____
1 Construction Estimate:	\$4,823,200
2 Contingency Allowance:	10.0% \$482,320
3 Data & Telecommunication Systems (IT Dept.):	
4 Fixtures, Furniture and Equipment:	
5 WASA System Betterment:	
6 FPL Contribution-in-Aid-of Construction:	
7 Other:	
<b>SUB-TOTAL: \$5,305,520</b>	

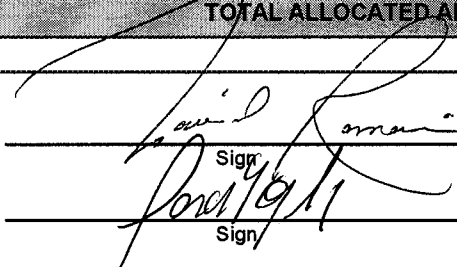



PROJECT COST ESTIMATE	G City and other Gov't Agencies Permit Fees		
	1	City of Miami Permits: Bldg. Dept. <input type="checkbox"/> Public Works <input type="checkbox"/>	
	2	Miami-Dade County Impact Fees:	
	3	Miami-Dade County Archeological Monitoring:	
	4	Other:	
	SUB-TOTAL: \$0		
	<b>CONSTRUCTION PHASE TOTAL: \$5,305,520</b>		
	<b>CONSTRUCTION ADMINISTRATION</b>		
	H	Construction Inspection Services - CIP:	0.0% \$0
	I	Construction Mgmt. - Industry Partner:	5.0% \$241,160
J	Construction Engineering Observer (CEO) - Industry Partner	0.0% \$0	
K	JOC Administration	4.0% \$192,928	
<b>CONSTRUCTION ADMINISTRATION TOTAL: \$434,088</b>			
<b>ADMINISTRATIVE EXPENSES</b>			
L	CIP Dept. (Mgmt./Budget/Procurement/Comm.):	3.0% \$144,696	
M	Industry Partner Program Mgmt. Support:	1.0% \$48,232	
<b>ADMINISTRATIVE EXPENSES TOTAL: \$192,928</b>			
<b>LAND ACQUISITION EXPENSES</b>			
N	Land Cost:		
O	Transaction Costs:	0.0% \$0	
<b>LAND ACQUISITION TOTAL: \$0</b>			
<b>GRAND TOTAL - ESTIMATED PROJECT COST: \$6,272,112</b>			

PROJECT SCOPE	<p>THE PROJECT CONSISTS OF PARTIAL RECONSTRUCTION, MILLING AND RESURFACING, AND OTHER MISCELLANEOUS IMPROVEMENTS, INCLUDING SIDEWALK REPAIRS, UPGRADING SWALES TO PROVIDE PARKING, PAVEMENT MARKINGS, AND CONSTRUCTION OF STORM DRAINAGE SYSTEM, AS NEEDED.</p> <p>THIS PROJECT ANALYSIS FORM (PAF) WAS PREPARED SO THAT FUNDS MAY BE PRESENTLY ALLOCATED TO COVER THE DESIGN STUDY.</p>
---------------	--

NOTES	
-------	--

FUND SOURCES	Fiscal Year Available				
	Fund:	Local Option Gas Tax	CIP # 341183	2003-2004	Amount: \$250,000
	Fund:	Homeland Defense Fund (Series 1)	CIP # 311715	1 2003-2004	Amount: \$900,000
	Fund:	Homeland Defense Fund (Series 1)	CIP # 341126	1 2003-2004	Amount: \$1,400,000
	Fund:		CIP #		Amount:
	Fund:		CIP #		Amount:
<b>TOTAL ALLOCATED AMOUNT:</b>				<b>\$2,550,000</b>	

VALIDATION	Project Manager:	David Romano		Date: 3/10/05
	Sr. Project Manager:	Cesar Gonzalez		Date: 03/10/05
	Reviewed by:	Pilar Saenz CIP Budget Administrator	Sign	Date:
	Accepted by:	Jorge Cano Director of the Client Department	Sign	Date:



**City of Miami, Florida  
WORK ORDER FOR PROFESSIONAL SERVICES**

<b>CONTRACT</b>	<b>CITY CONTINUING SERVICE CONTRACT FOR</b> Transportation and Transit Professional Services		
	<b>Contract Effective Dates:</b> START 10/27/2004 END: 10/27/2006		Contract Number K-04-00881
	Contract Authorization: <input checked="" type="checkbox"/> Resolution <input type="checkbox"/> City Code Section Number R-04-0579		
	<b>CITY WORK ORDER NUMBER</b> 1	Prior Work Orders Issued <input type="checkbox"/> Number <input type="checkbox"/>	Value <input type="checkbox"/>
<b>WORK ORDER EFFECTIVE DATE</b> 11/17/04		<b>REQUIRED COMPLETION DATE</b> 2/2005	

<b>CONSULTANT</b>	<b>CONSULTANT FIRM</b> Marlin Engineering, Inc.		
	<b>OFFICE LOCATION</b> 2191 NW 97 Avenue		
	<b>CITY</b> Miami	<b>STATE</b> Florida	<b>ZIP</b> 33172
	<b>CONTACT NAME</b> Guido van Meek, P.E.		<b>TITLE</b> Assistant Vice President

<b>PROPOSAL</b>	<b>PROJECT NAME</b> West Model City (Floral Park)	<b>PROJECT NUMBER</b> B-40703
	<b>BRIEF SCOPE OF WORK</b> The project consists of milling and resurfacing as well as other miscellaneous street improvements, including sidewalk repairs, upgrade swale areas (turf blocks) to provide for parking, pavement markings, traffic control details, storm drainage as needed	
	<i>As further detailed in attached Consultant Work Order Proposal</i>	
Consultant Proposal Date 9/29/04		Consultant Project Manager Guido van Meek

<b>COMPENSATION SUMMARY</b>	MAJOR TASKS / WORK PHASES	DELIVERABLE	DUE	FEE	FEE BASIS
	Task 1 – Pre-Design Services and Testing		11/8/04	\$75,000	Lump Sum, Not to Exceed Fee
	Task 2 – Roadway and Drainage Analysis and Plans		2/7/05	\$167,610.93	Lump Sum, Not to Exceed Fee
				\$	Lump Sum, Not to Exceed Fee
				\$	Lump Sum, Not to Exceed Fee
				\$	Lump Sum, Not to Exceed Fee
				\$	Lump Sum, Not to Exceed Fee
				\$	Lump Sum, Not to Exceed Fee
	All Professional CONSULTANT FEES			\$242,610.93	SUBTOTAL
	Allowance For Reimbursable Expenses			\$501.33	Direct Expense
Allowance For Additional Services (if any)			\$		
<b>TOTAL MAXIMUM AMOUNT</b>				\$243,112.26	Lump Sum, Not to Exceed Fee

<b>FUNDING AND INCORPORATED DOCUMENTS</b>	<b>OTHER NOTES</b> \$242,610.93			
	Estimated Construction Cost \$2,300,000			
	<b>FUNDING SOURCE(S)</b>	Community Development Block Grant	\$2,480,000	\$
				\$
	<i>This Work Order shall be performed in accordance with the above-referenced Contract, and incorporates by reference all documents described below:</i>			
1. Contract referenced above      2. Proposal referenced above      3. Requirements of City Authorization      4. Other (list)				

<b>APPROVALS</b>	Name	Signature	Title	Date	
	Prepared By	David Romano	<i>David Romano</i>	City Project Manager	11/8/04
	Approved By	Cesar Gonzalez	<i>Cesar Gonzalez</i>	Team Leader Horizontal projects	
	Approved By	Neil Poteet Will Sverd	<i>Neil Poteet</i>	Construction Team Leader	11/17/04
	Approved By	Mary Conway	<i>Mary Conway</i>	Director	11/17/04
Accepted By Consultant	Guido van Meek				

## CONSULTANT WORK ORDER PROPOSAL

October 19, 2004

Marlin Engineering, Inc. proposes to provide the services identified below for the project entitled "West Model City (Floral Park)", pursuant to its Professional Service Agreement with the City of Miami for Transportation Consulting services, dated ~~April 30<sup>th</sup>~~ <sup>October 27<sup>th</sup> 2004</sup>, 2004.

### I. GENERAL

The project consists of the partial reconstruction, milling and resurfacing and other miscellaneous street improvements including sidewalk repairs, upgrade of swale areas to provide parking, pavement markings and traffic control details equal to Level 1 as per FDOT Plans Preparation Management (PPM), for an area bounded on the south by N.W. 40<sup>th</sup> Street on the east by N.W. 17<sup>th</sup> Avenue, on the west by N.W. 19<sup>th</sup> Avenue and on the north by N.W. 58<sup>th</sup> Street. Also included in the project is the complete reconstruction of N.W. 50<sup>th</sup> Street and parts of N.W. 18<sup>th</sup> Avenue due to offset of the right-of-way centerline, and construction of storm drainage system as needed. The scope of services outlines the effort required for the production of construction documents which has been divided into three (3) phases as follows:

- Phase 1 From NW 40<sup>th</sup> Street to NW 46<sup>th</sup> Street (County Rd.)
- Phase 2 From NW 47<sup>th</sup> Street to NW 51<sup>st</sup> Terrace
- Phase 3 From NW 52<sup>nd</sup> Street to NW 57<sup>th</sup> Street

Within the limits of the NW 17<sup>th</sup> Avenue and NW 19<sup>th</sup> Avenue.

### II. SCOPE OF WORK

- Task 1- Pre-Design Services**
1. Land Surveying Services
  2. Geotechnical Services (Percolation Tests)

- Task 2- Roadway Analysis / Plans:**
1. Prepare Key Sheet as per City of Miami Standards
  2. Prepare typical section of the proposed roadway improvement as per City of Miami standards. Typical Section shall be milling and resurfacing of the existing asphalt pavement and total reconstruction where required by the conflict elevations of the existing sidewalk in reference to the existing crown of the road, and Typical Section of N.W. 50<sup>th</sup> Street and portions of N.W. 18<sup>th</sup>. Street to realign it with the right-of-way centerline.
  3. Analysis of existing roadway pavement.
  4. Prepare Drainage Analysis.
  5. Prepare Roadway Plans as per City of Miami standards to include limits of milling and resurfacing, sidewalk repair, driveways, and pedestrian ramps (ADA).
  6. Prepare signing and pavement markings plans for proposed improvements (crosswalk for pedestrian ramps) as per City of Miami standards and the latest Manual of Traffic Control Devices (MUTCD).

7. Prepare construction details necessary for project.
8. Calculate quantities of construction items from proposed plans and tabulate in Summary of Quantities. Also prepare preliminary and final construction cost estimate based on these quantities.
9. Coordinate with utility owners for facilities within project limits and certify clearance for construction.
10. Perform quality control and peer review of contract documents.
11. Submit roadway plans for review by City of Miami.
12. Prepare specifications and bid documents for the project as per City of Miami requirements.

**13. SUBCONSULTANTS**

The below listed Sub-Consultants will assist in the performance of the Work.

<b>SubConsultant Name</b>	<b>Specialty or Expertise</b>
<b>Consul-Tech Surveying &amp; Mapping, Inc.</b>	<b>Land Surveying</b>
<b>GEOSOL, Inc.</b>	<b>Geotechnical</b>

**14. SCHEDULE OF WORK – TIME OF PERFORMANCE**

The anticipated length of Service shall be eight (8) weeks for phase 1 commencing after the Notice to Proceed, and twelve (12) and sixteen (16) for phase 2 and 3 respectively, thereafter.

<b>SCHEDULE OF DELIVERABLES</b>		
<b>Sheet or ID Number</b>	<b>Drawing Name or Deliverable</b>	<b>Total Hours Or Anticipated Delivery Date</b>
<b>N/A</b>	<b>There will be a final submittal only, as per instructions</b>	

<b>SCHEDULE OF WORK</b>				
<b>Task or Activity ID #</b>	<b>Task Name and/or Activity Description</b>	<b>Duration (specify weeks, calendar or working days)</b>	<b>Projected Start Date</b>	<b>Projected Finish Date*</b>
<b>1</b>	<b>Pre-Design Services and Testing</b>	<b>2 Wks.</b>	<b>10-18-04</b>	<b>11-08-04</b>
<b>2</b>	<b>Roadway and Drainage Design</b>	<b>16 Wks.</b>	<b>10-18-04</b>	<b>02-07-05</b>

\* The above schedule assumes a Written Notice to Proceed will be issued by City on October 18, 2004..

**15. COMPENSATION**

Consultant shall perform the Work detailed in this Proposal for a Lump Sum, Not to Exceed fee of **Two Hundred Forty Two Thousand Six Hundred and Ten dollars and 93 cents (100)** . Said fee includes an allowance for Reimbursable Expenses required in connection with the

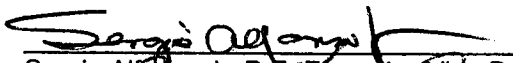
Page 4

Work, which shall be established in an amount not to exceed **\$501.33**. Said Reimbursable Expenses shall be utilized in accordance with the Agreement Provisions and shall conform to the limitations of Florida Statutes § 112.061.

<b>SUMMARY OF COMPENSATION</b>			
<b>Task or Activity ID #</b>	<b>Major Task Name and/or Activity Description</b>	<b>Fee Amount</b>	<b>Fee Basis</b>
<b>1.1</b>	<b>Roadway and Drainage Design</b>	<b>\$167,610.93</b>	<b>Lump Sum, Not to Exceed</b>
<b>1.2</b>	<b>Land Surveying Services</b>	<b>\$ 55,000.00</b>	<b>Lump Sum, Not to Exceed</b>
<b>1.3</b>	<b>Geotechnical Services (Geosol)</b>	<b>\$ 20,000.00</b>	<b>Lump Sum, No to Exceed</b>
<b>2</b>			
...			
	<b>Allowance for Contingencies</b>		
	<b>Allowance for Reimbursable Expenses</b>	<b>\$ 501.33</b>	<b>Lump Sum, No to Exceed</b>

**16. PROJECT MANAGER**

CONSULTANT'S Project Manager for this Work Order assignment will be Guido van Meek, P.E.

Submitted by:   
Sergio Alfonso, Jr. P.E. Executive Vice-President

Prepared by:   
Guido van Meek, P.E. Project Manager

**ESTIMATE OF WORK EFFORT AND COST - PRIME CONSULTANT**

Name of Project: West Model City  
 County: City of Miami  
 FPN: NA  
 FAP No.: NA

Consult. Name: Marlin Engineering, Inc.  
 Consult. No.: NA  
 Date: #####  
 Estimator: Marlin Engineering, Inc.

Staff Classification	Total Staff Hours From *SH Summary -	Chief Engineer	Senior Engineer	Project Manager	Project Engineer	Engineer	Designer	Utility Coordinator	Engineer Intern	Senior Eng. Technician	Engineer Technician	Clerical	SH Staff Classification 12	By Activity	Salary Cost By Activity	Average Rate Per Task
		\$162.40	\$150.80	\$139.20	\$104.40	\$98.60	\$92.80	\$87.00	\$0.00	\$0.00	\$0.00	\$46.40	\$0.00			
3. Project General Tasks	78	4	8	12	20	35	0	0	0	0	0	0	0	79	\$9,065	\$114.75
4. Roadway Analysis	0	0	0	0	0	0	0	0	0	0	0	0	0	0	\$0	#DIV/0!
5. Roadway Plans	1,257	63	126	189	314	566	0	0	0	0	0	0	0	1,258	\$144,130	\$114.57
6. Drainage Analysis	0	0	0	0	0	0	0	0	0	0	0	0	0	0	\$0	#DIV/0!
7. Utilities	86	0	0	0	0	0	0	86	0	0	0	0	0	86	\$7,482	\$87.00
8. Environmental Permits	0	0	0	0	0	0	0	0	0	0	0	0	0	0	\$0	#DIV/0!
9. Structure Summary	0	0	0	0	0	0	0	0	0	0	0	0	0	0	\$0	#DIV/0!
10. Structures - BDR	0	0	0	0	0	0	0	0	0	0	0	0	0	0	\$0	#DIV/0!
11. Structures - Temporary Bridge	0	0	0	0	0	0	0	0	0	0	0	0	0	0	\$0	#DIV/0!
12. Structures - Short Span Concrete	0	0	0	0	0	0	0	0	0	0	0	0	0	0	\$0	#DIV/0!
13. Structures - Medium Span Concrete	0	0	0	0	0	0	0	0	0	0	0	0	0	0	\$0	#DIV/0!
14. Structures - Structural Steel	0	0	0	0	0	0	0	0	0	0	0	0	0	0	\$0	#DIV/0!
15. Structures - Segmental Concrete	0	0	0	0	0	0	0	0	0	0	0	0	0	0	\$0	#DIV/0!
16. Structures - Movable Span	0	0	0	0	0	0	0	0	0	0	0	0	0	0	\$0	#DIV/0!
17. Structures - Retaining Walls	0	0	0	0	0	0	0	0	0	0	0	0	0	0	\$0	#DIV/0!
18. Structures - Miscellaneous	0	0	0	0	0	0	0	0	0	0	0	0	0	0	\$0	#DIV/0!
19. Signing & Marking Analysis	0	0	0	0	0	0	0	0	0	0	0	0	0	0	\$0	#DIV/0!
20. Signing & Marking Plans	55	3	6	8	14	25	0	0	0	0	0	0	0	56	\$6,432	\$114.86
21. Signalization Analysis	0	0	0	0	0	0	0	0	0	0	0	0	0	0	\$0	#DIV/0!
22. Signalization Plans	0	0	0	0	0	0	0	0	0	0	0	0	0	0	\$0	#DIV/0!
23. Lighting Analysis	0	0	0	0	0	0	0	0	0	0	0	0	0	0	\$0	#DIV/0!
24. Lighting Plans	0	0	0	0	0	0	0	0	0	0	0	0	0	0	\$0	#DIV/0!
25. Landscape Architecture Analysis	0	0	0	0	0	0	0	0	0	0	0	0	0	0	\$0	#DIV/0!
26. Landscape Architecture Plans	0	0	0	0	0	0	0	0	0	0	0	0	0	0	\$0	#DIV/0!
27. Survey	0	0	0	0	0	0	0	0	0	0	0	0	0	0	\$0	#DIV/0!
28. Photogrammetry	0	0	0	0	0	0	0	0	0	0	0	0	0	0	\$0	#DIV/0!
29. Mapping	0	0	0	0	0	0	0	0	0	0	0	0	0	0	\$0	#DIV/0!
30. Geotechnical	0	0	0	0	0	0	0	0	0	0	0	0	0	0	\$0	#DIV/0!
31. Architecture Development	0	0	0	0	0	0	0	0	0	0	0	0	0	0	\$0	#DIV/0!
<b>Total Staff Hours</b>	<b>1,476</b>	<b>70</b>	<b>140</b>	<b>209</b>	<b>345</b>	<b>626</b>	<b>0</b>	<b>86</b>	<b>0</b>	<b>0</b>	<b>0</b>	<b>0</b>	<b>0</b>	<b>1,479</b>		
<b>Total Staff Cost</b>		<b>\$11,368.00</b>	<b>\$21,112.00</b>	<b>\$29,092.80</b>	<b>\$36,331.20</b>	<b>\$61,723.60</b>	<b>\$0.00</b>	<b>\$7,482.00</b>	<b>\$0.00</b>	<b>\$0.00</b>	<b>\$0.00</b>	<b>\$0.00</b>	<b>\$0.00</b>		<b>\$167,109.60</b>	<b>\$112.99</b>

Survey Field Days by Subconsultant  
 4 - Person Crew.

Check = \$167,109.60

SALARY RELATED COSTS (LIMITING AMOUNT):		\$167,109.60
OVERHEAD:	0.000%	\$0.00
<b>SUBTOTAL:</b>		<b>\$167,109.60</b>
OPERATING MARGIN:	0%	\$0.00
FCCM (Facilities Capital Cost Money):	0.000%	\$0.00
<b>EXPENSES (Note 3):</b>	0%	<b>\$501.33</b>
Survey (Field - If by Prime)	0.00	\$ / day
Subconsultant: Geosol	Limiting Amt.	\$20,000.00
Subconsultant: CTE		\$55,000.00
Subconsultant: Sub 3		\$0.00
Subconsultant: Sub 4		\$0.00
Subconsultant: Sub 5		\$0.00
Subconsultant: Sub 6		\$0.00
Subconsultant: Sub 7		\$0.00
Subconsultant: Sub 8		\$0.00
Subconsultant: Sub 9		\$0.00
Subconsultant: Sub 10		\$0.00
Subconsultant: Sub 11		\$0.00
Subconsultant: Sub 12		\$0.00
<b>SUBTOTAL ESTIMATED FEE(Lump Sum and Limiting Amount):</b>		<b>\$242,610.93</b>
Optional Services		\$0.00
<b>GRAND TOTAL ESTIMATED FEE(Lump Sum and Limiting Amount):</b>		<b>\$242,610.93</b>

- Notes:
- This sheet to be used by Prime Consultant to calculate the Grand Total fee.
  - Manually enter fee from each subconsultant. Unused subconsultant rows may be hidden.
  - Approved direct expenses 3.02%

DEPARTMENT OF CAPITAL IMPROVEMENTS

PROJECT OVERVIEW FORM



1. DATE: 3/22/05 DISTRICT: 5
NAME OF PROJECT: BUENA VISTA HEIGHTS - DESIGN SERVICES
INITIATING DEPARTMENT/DIVISION:
INITIATING CONTACT PERSON/CONTACT NUMBER: David Romano (305) 416-1047
C.I.P. DEPARTMENT CONTACT: Capital Improvements - Cesar Gonzalez
RESOLUTION NUMBER: CIP/PROJECT NUMBER: 311715
ADDITIONAL PROJECT NUMBER: (IF APPLICABLE)

2. BUDGETARY INFORMATION: Are funds budgeted? YES NO If yes,
TOTAL DOLLAR AMOUNT: \$228,021
SOURCE OF FUNDS: District 5-Quality of Life Improvements
ACCOUNT CODE(S): CIP #311715

If grant funded, is there a City match requirement? YES NO
AMOUNT: EXPIRATION DATE:
Are matching funds Budgeted? YES NO Account Code(s):
Estimated Operations and Maintenance Budget

3. SCOPE OF PROJECT:

Individuals / Departments who provided input:

DESCRIPTION OF PROJECT: Project consists of milling & Resurfacing as well as other miscellaneous street improvements, including sidewalk repairs, upgrading swales (Paved Parkways) to provide for parking, construction of curb & gutter (Type F and Type D), pavement markings, and the construction of storm drainage system, as needed.

ADA Compliant? YES NO N/A

Approved by Audit Committee? YES NO N/A DATE APPROVED: 3/15/05
Approved by Bond Oversight Board? YES NO N/A DATE APPROVED: 3/22/05
Approved by Commission? YES NO N/A DATE APPROVED:
Community Mtg/Dist. Commissioner Approval? YES NO N/A DATES:
Revisions to Original Scope? YES NO (If YES see Item 5 below)
Time Approval 6 months 12 months Date for next Oversight Board Update:

4. CONCEPTUAL COST ESTIMATE BREAKDOWN

Has a conceptual cost estimate been developed based upon the initial established scope? YES NO If yes, DESIGN COST:
CONSTRUCTION COST:

Is conceptual estimate within project budget? YES NO
If not, have additional funds been identified? YES NO
Source(s) of additional funds:
Approved by Commission? YES NO N/A DATE APPROVED:
Approved by Bond Oversight Board? YES NO N/A DATE APPROVED:

5. REVISIONS TO ORIGINAL SCOPE

Individuals / Departments who provided input:

Justifications for change:

Description of change:

Fiscal Impact YES NO HOW MUCH?
Have additional funds been identified? YES NO
Source(s) of additional funds:

Time impact
Approved by Commission? YES NO N/A DATE APPROVED:
Approved by Bond Oversight Board? YES NO N/A DATE APPROVED:

6. COMMENTS:

APPROVAL: [Signature] DATE: 3/22/05
BOND OVERSIGHT BOARD



**PROJECT ANALYSIS FORM**  
 Department of Capital Improvements  
 City of Miami

Date Prepared:	10/28/2004
Revised Date:	3/10/2005
Revised Date:	
Revised Date:	

<b>PROJECT NAME: BUENA VISTA HEIGHTS</b>		
<b>ADDRESS / LOCATION:</b> B/n NW 38St & NW 46St From N. Miami Av To NW 2 Av	<b>PROJECT No.:</b>	B-40699
<b>NET OFFICE:</b> Little Haiti/Edison/Little River	<b>DISTRICT:</b>	D5
<b>CLIENT DEPT:</b> Economic Development	<b>EST. PROJECT COST:</b>	\$5,109,242
<b>CLIENT CONTACT:</b>	<b>TEL.:</b>	<b>ALLOCATED FUNDS:</b> \$1,629,923
<b>PROJECT MANAGER:</b> David Romano	<b>TEL.:</b> (305) 416-1047	<b>PROCUREMENT:</b> Formal Bid
<b>CONSTR. MANAGER:</b>	<b>TEL.:</b>	<b>PROJECT TEAM:</b> Streets
<b>INSPECTOR / CEO:</b>	<b>TEL.:</b>	
<b>EST. DESIGN START:</b>	<b>EST. BID ADV.:</b>	<b>EST. CONSTRUCTION START:</b>
<b>EST. DESIGN END:</b>	<b>EST. AWARD DATE:</b>	<b>EST. CONSTRUCTION END:</b>

<b>PRODUCTION PHASE</b>		Percentage	
A.	Design Svcs. - Outside Consultant	Prime Consultant: <u>Marlin Engineering, Inc.</u>	
1	Basic Fees:		\$151,752
2	Additional Services:	0.0%	\$0
<b>SUB-TOTAL:</b>			<b>\$151,752</b>
B.	Design Svcs. - CIP		
1	In-house Basic Design Fee:	0.0%	\$0
2	In-house Additional Design Services:	0.0%	\$0
<b>SUB-TOTAL:</b>			<b>\$0</b>
C.	Production Management Services		
1	Prod. Mgmt. of Outside Consultant by CIP:	0.0%	\$0
2	Prod. Mgmt. of Outside Consultant by Industry Partner:	2.0%	\$76,269
<b>SUB-TOTAL:</b>			<b>\$76,269</b>
D.	Miscellaneous Services		
1	Survey:	Vendor: <u>Consul-Tech Surveying &amp; Mapping, Inc.</u>	
2	Re-plat:	Vendor:	
3	Geotechnical Testing:	Vendor: <u>Geosol, Inc.</u>	
4	Utility Locations (Soft Digs):	Vendor:	
5	Asbestos Survey:	Vendor:	
6	Energy / HVAC Calculations:	Vendor:	
7	Phase I Environmental:	Vendor:	
8	Phase II Environmental:	Vendor:	
9	Structural Testing:	Vendor:	
10	Archeological Survey:	Vendor:	
11	Other:	Vendor:	
<b>SUB-TOTAL:</b>			<b>\$0</b>
E.	Special Fees / Assessments:		
1	DERM (Plans review, environmental permits, etc.):	Fee Waiver <input checked="" type="checkbox"/>	
2	Miami-Dade County Water and Sewer Department (Plan review)		
3	Florida Department of Environmental Protection (Permits):		
4	FDOT (Plans review, inspections, etc.):		
5	South Florida Water Management District (Permits):		
6	U.S. Army Corps of Engineers (Plans review, permits):		
7	HRS (Plans review, inspections, etc.):		
8	Other:		
<b>SUB-TOTAL:</b>			<b>\$0</b>
<b>PRODUCTION PHASE TOTAL:</b>			<b>\$228,021</b>

PROJECT COST ESTIMATE

<b>CONSTRUCTION PHASE</b>			
F.	Construction:	JOC Contractor: _____	
1	Construction Estimate:		\$3,813,454
2	Contingency Allowance:	10.0%	\$381,345
3	Data & Telecommunication Systems (IT Dept.):		
4	Fixtures, Furniture and Equipment:		
5	WASA System Betterment:		
6	FPL Contribution-in-Aid-of Construction:		
7	Other:		
<b>SUB-TOTAL:</b>			<b>\$4,194,799</b>





PROJECT COST ESTIMATE	G City and other Gov't Agencies Permit Fees			
	1	City of Miami Permits:	Bldg. Dept. <input type="checkbox"/>	Public Works <input type="checkbox"/>
	2	Miami-Dade County Impact Fees:		
	3	Miami-Dade County Archeological Monitoring:		
	4	Other:		
	<b>SUB-TOTAL:</b>			<b>\$0</b>
	<b>CONSTRUCTION PHASE TOTAL:</b>			<b>\$4,194,799</b>
	<b>CONSTRUCTION ADMINISTRATION</b>			
	H	Construction Inspection Services - CIP:	0.0%	\$0
	I	Construction Mgmt. - Industry Partner:	10.0%	\$381,345
	J	Construction Engineering Observer (CEO) - Industry Partner	0.0%	\$0
	K	JOC Administration	4.0%	\$152,538
	<b>CONSTRUCTION ADMINISTRATION TOTAL:</b>			<b>\$533,883</b>
	<b>ADMINISTRATIVE EXPENSES</b>			
	L	CIP Dept. (Mgmt./Budget/Procurement/Comm.):	3.0%	\$114,404
M	Industry Partner Program Mgmt. Support:	1.0%	\$38,135	
<b>ADMINISTRATIVE EXPENSES TOTAL:</b>			<b>\$152,538</b>	
<b>LAND ACQUISITION EXPENSES</b>				
N	Land Cost:			
O	Transaction Costs:	0.0%	\$0	
<b>LAND ACQUISITION TOTAL:</b>			<b>\$0</b>	
<b>GRAND TOTAL - ESTIMATED PROJECT COST:</b>			<b>\$5,109,242</b>	

PROJECT SCOPE	<p>THE PROJECT CONSISTS OF MILLING AND RESURFACING AS WELL AS OTHER MISCELLANEOUS STREET IMPROVEMENTS, INCLUDING SIDEWALK REPAIRS, UPGRADING SWALES (PAVED PARKWAYS) TO PROVIDE FOR PARKING, CONSTRUCTION OF CURB &amp; GUTTER (TYPE "F" AND TYPE "D"), PAVEMENT MARKINGS, AND THE CONSTRUCTION OF STORM DRAINAGE SYSTEM, AS NEEDED.</p>
	<p>THIS PROJECT ANALYSIS FORM (PAF) WAS PREPARED SO THAT FUNDS MAY BE PRESENTLY ALLOCATED TO COVER THE DESIGN STUDY.</p>

NOTES	
-------	--

FUND SOURCES	Fund:	Local Option Gas Tax	CIP #	341183	Fiscal Year Available	Prior Approp.	Amount:	\$151,753
	Fund:	2002 Homeland Defense Fund	CIP #	311715	Prior Approp.	Amount:	\$1,478,170	
	Fund:		CIP #			Amount:		
	Fund:		CIP #			Amount:		
	Fund:		CIP #			Amount:		
	Fund:		CIP #			Amount:		
<b>TOTAL ALLOCATED AMOUNT:</b>							<b>\$1,629,923</b>	

VALIDATION	Project Manager:	David Romano		Date:	3/10/05
	Sr. Project Manager:	Cesar Gonzalez		Date:	03/10/05
	Reviewed by:	Pilar Saenz CIP Budget Administrator	Sign	Date:	
	Accepted by:	Jorge Cano Director of the Client Department	Sign	Date:	



**City of Miami, Florida  
WORK ORDER FOR PROFESSIONAL SERVICES**

<b>CONTRACT</b>	CITY CONTINUING SERVICE CONTRACT FOR Transportation and Transit Professional Services		
	Contract Effective Dates: START 10/27/2004 END: 10/27/2006	Contract Number K-04-00881	
	Contract Authorization: <input checked="" type="checkbox"/> Resolution <input type="checkbox"/> City Code Section Number R-04-0579		
	CITY WORK ORDER NUMBER 2	Prior Work Orders Issued 1 Number 1	Value \$243,112.26
WORK ORDER EFFECTIVE DATE 11/17/04		REQUIRED COMPLETION DATE 1/2005	

<b>CONSULTANT</b>	CONSULTANT FIRM Marlin Engineering, Inc.		
	OFFICE LOCATION 2191 NW 97 Avenue		
	CITY Miami	STATE Florida	ZIP 33172
	CONTACT NAME Guido van Meek, P.E.		TITLE Assistant Vice President

<b>PROPOSAL</b>	PROJECT NAME Buena Vista Heights	PROJECT NUMBER B-40699
	BRIEF SCOPE OF WORK The project consists of milling and resurfacing as well as other miscellaneous street improvements, including sidewalk repairs, upgrade swale areas (turf blocks) to provide for parking, pavement markings, traffic control details, storm drainage as needed	
	<i>As further detailed in attached Consultant Work Order Proposal</i>	
Consultant Proposal Date 9/29/04		Consultant Project Manager Guido van Meek

<b>COMPENSATION SUMMARY</b>	MAJOR TASKS / WORK PHASES	DELIVERABLE	DUE	FEE	FEE BASIS
	Task 1 – Pre-Design Services and Testing		11/8/04	\$35,000	Lump Sum, Not to Exceed Fee
	Task 2 – Roadway and Drainage Analysis and Plans		1/24/05	\$115,791.20	Lump Sum, Not to Exceed Fee
				\$	Lump Sum, Not to Exceed Fee
				\$	Lump Sum, Not to Exceed Fee
				\$	Lump Sum, Not to Exceed Fee
				\$	Lump Sum, Not to Exceed Fee
	All Professional CONSULTANT FEES			\$150,791.20	SUBTOTAL
	Allowance For Reimbursable Expenses			\$961.21	Direct Expense
	Allowance For Additional Services (if any)			\$	
	<b>TOTAL MAXIMUM AMOUNT</b>			<b>\$151,752.41</b>	<b>Lump Sum, Not to Exceed Fee</b>

<b>FUNDING AND INCORPORATED DOCUMENTS</b>	OTHER NOTES			
	Estimated Construction Cost \$4,083,843			
	FUNDING SOURCE(S)	2005 Street Bonds Program	\$1,575,000	\$
		Community Development Block Grant	\$750,000	\$
	This Work Order shall be performed in accordance with the above-referenced Contract, and incorporates by reference all documents described below: 1. Contract referenced above      2. Proposal referenced above      3. Requirements of City Authorization      4. Other (list)			

<b>APPROVALS</b>	Name	Signature	Title	Date	
	Prepared By	David Romano	<i>David Romano</i>	City Project Manager	11/8/04
	Approved By	Cesar Gonzalez	<i>Cesar Gonzalez</i>	Team Leader Horizontal projects	
	Approved By	Neil Poteet / Will Sueru	<i>Will Sueru</i>	Construction Team Leader	11/17/04
	Approved By	Mary Conway	<i>Mary Conway</i>	Director	11/17/04
Accepted By Consultant	Guido van Meek				



## CONSULTANT WORK ORDER PROPOSAL

October 19, 2004

Marlin Engineering, Inc. proposes to provide the services identified below for the project entitled "Buena Vista Heights", pursuant to its Professional Service Agreement with the City of Miami for Transportation Consulting services, dated ~~August 30<sup>th</sup>~~ <sup>October 27<sup>th</sup></sup>, 2004.

### I. GENERAL

The project consists of the milling and resurfacing as well as other miscellaneous street improvements including sidewalk repairs, upgrade of swale areas to provide parking and/or turf blocks, pavement markings and traffic control details equal to Level 1 as per FDOT Plans Preparation Management (PPM), for an area bounded on the south by N.W. 38<sup>th</sup> Street, on the north by N.W. 45<sup>th</sup> Street, on the east by North Miami Avenue, and on the west by N.W. 2<sup>nd</sup> Avenue. Also included in the project is the construction of storm drainage system as needed. The scope of services outlines the effort required for the production of the construction documents for the entire project. However, and for bidding and construction purposes it has been broken down into two (2) phases, as follows:

- Phase 1 From NW 38<sup>th</sup> Street to NW 40<sup>th</sup> Street.
- Phase 2 From NW 41<sup>st</sup>. Street to NW 45<sup>th</sup> Street

### II. SCOPE OF WORK

- Task 1 – Pre-Design Services and Testing
1. Land Surveying services.
  2. Geotechnical Services (Percolation Tests)

- Task 2 - Roadway and Drainage Analysis / Plans:
1. Prepare Key Sheet as per City of Miami Standards
  2. Prepare typical section of the proposed roadway improvement as per City of Miami standards. Typical Section shall be milling and resurfacing of the existing asphalt pavement and analysis of existing roadway pavement.
  3. Prepare Roadway Plans as per City of Miami standards to include limits of milling and resurfacing, sidewalk repair, curb & gutters, driveways, and pedestrian ramps (ADA).
  4. Prepare drainage analysis.
  5. Prepare one (1) typical signing and pavement markings plan applicable to all similar intersections, as per City of Miami standards and the latest Manual of Traffic Control Devices (MUTCD),
  6. Prepare typical construction details necessary for the project.
  7. Calculate quantities of construction items from proposed plans and tabulate in Summary of Quantities. Also prepare construction cost estimate based on these quantities.
  8. Coordinate with utility owners for facilities within project limits and certify clearance for construction.

- 9. Perform quality control and peer review of contract documents.
- 10. Submit roadway plans for review by City of Miami.
- 11. Prepare specifications and bid documents for the project as per City of Miami requirements.

**12. SUBCONSULTANTS**

The below listed Sub-Consultants will assist in the performance of the Work.

SubConsultant Name	Specialty or Expertise
Consul-Tech Surveying & Mapping, Inc.	Land Surveying
GEOSOL, Inc.	Geotechnical

**13. SCHEDULE OF WORK – TIME OF PERFORMANCE**

The anticipated length of Service shall be six (6) weeks for Phase 1 commencing after the Notice to Proceed, and Six (6) weeks thereafter for Phase 2.

SCHEDULE OF DELIVERABLES		
Sheet or ID Number	Drawing Name or Deliverable	Total Hours Or Anticipated Delivery Date
N/A	There will be a final submittal only, as per instructions.	See above

SCHEDULE OF WORK				
Task or Activity ID #	Task Name and/or Activity Description	Duration (specify weeks, calendar or working days)	Projected Start Date	Projected Finish Date*
1	Pre-Design Services and Testing	2 Wks.	10-18-04	11-08-04
2	Roadway and Drainage Design	12 Wks.	10-18-04	01-10-05

\* The above schedule assumes a Written Notice to Proceed will be issued by City on October 18, 2004.


**14. COMPENSATION**

Consultant shall perform the Work detailed in this Proposal for a Lump Sum, Not to Exceed fee of **One Hundred Fifty One Thousand Seven Hundred and Fifty Two dollars and 41 cents (100)** . Said fee includes an allowance for Reimbursable Expenses required in connection with the Work, which shall be established in an amount not to exceed **\$961.21**. Said Reimbursable Expenses shall be utilized in accordance with the Agreement Provisions and shall conform to the limitations of Florida Statutes § 112.061.

<b>SUMMARY OF COMPENSATION</b>			
<b>Task or Activity ID #</b>	<b>Major Task Name and/or Activity Description</b>	<b>Fee Amount</b>	<b>Fee Basis</b>
1.1	Roadway and Drainage Design	\$115,791.20	Lump Sum, Not to Exceed
1.2	Land Surveying Services (CTE)	\$ 25,000.00	Lump Sum, Not to Exceed
1.3	Geotechnical Services (Geosol)	\$ 10,000.00	Lump Sum, Not to Exceed
2			
...			
	Allowance for Contingencies		
	Allowance for Reimbursable Expenses	\$ 961.21	Lump Sum, Not to Exceed

**15. PROJECT MANAGER**

CONSULTANT'S Project Manager for this Work Order assignment will be Guido van Meek, P.E.

Submitted by:   
Sergio Alfonso, Jr. P.E. Executive Vice-President

Prepared by:   
Guido van Meek, P.E. Project Manager

**ESTIMATE OF WORK EFFORT AND COST - PRIME CONSULTANT**

Name of Project: Buena Vista West Phase 1  
 County: City of Miami  
 FPN: NA  
 FAP No.: NA

Consult Name: Marlin Engineering, Inc.  
 Consult. No. NA  
 Date: #####  
 Estimator: Marlin Engineering, Inc.

Staff Classification	Total Staff Hours From 'SH Summary'	Chief Engineer	Senior Engineer	Project Manager	Project Engineer	Engineer	Designer	Utility Coordinator	Engineer Intern	Senior Eng. Technician	Engineer Technician	Clerical	Staff Classification 12	SH By Activity	Salary Cost By Activity	Average Rate Per Task
		\$162.40	\$150.80	\$139.20	\$104.40	\$98.60	\$92.80	\$87.00	\$0.00	\$0.00	\$0.00	\$0.00	\$46.40	\$0.00		
3. Project General Tasks	40	2	4	6	10	18	0	0	0	0	0	0	0	40	\$4,582	\$114.55
4. Roadway Analysis	0	0	0	0	0	0	0	0	0	0	0	0	0	0	\$0	#DIV/0!
5. Roadway Plans	297	15	30	45	74	134	0	0	0	0	0	0	0	298	\$34,162	\$114.64
6. Drainage Analysis	36	2	4	5	9	16	0	0	0	0	0	0	0	36	\$4,141	\$115.03
7. Utilities	52	0	0	0	0	0	0	52	0	0	0	0	0	52	\$4,524	\$87.00
8. Environmental Permits	0	0	0	0	0	0	0	0	0	0	0	0	0	0	\$0	#DIV/0!
9. Structure Summary	0	0	0	0	0	0	0	0	0	0	0	0	0	0	\$0	#DIV/0!
10. Structures - BDR	0	0	0	0	0	0	0	0	0	0	0	0	0	0	\$0	#DIV/0!
11. Structures - Temporary Bridge	0	0	0	0	0	0	0	0	0	0	0	0	0	0	\$0	#DIV/0!
12. Structures - Short Span Concrete	0	0	0	0	0	0	0	0	0	0	0	0	0	0	\$0	#DIV/0!
13. Structures - Medium Span Concrete	0	0	0	0	0	0	0	0	0	0	0	0	0	0	\$0	#DIV/0!
14. Structures - Structural Steel	0	0	0	0	0	0	0	0	0	0	0	0	0	0	\$0	#DIV/0!
15. Structures - Segmental Concrete	0	0	0	0	0	0	0	0	0	0	0	0	0	0	\$0	#DIV/0!
16. Structures - Movable Span	0	0	0	0	0	0	0	0	0	0	0	0	0	0	\$0	#DIV/0!
17. Structures - Retaining Walls	0	0	0	0	0	0	0	0	0	0	0	0	0	0	\$0	#DIV/0!
18. Structures - Miscellaneous	0	0	0	0	0	0	0	0	0	0	0	0	0	0	\$0	#DIV/0!
19. Signing & Marking Analysis	0	0	0	0	0	0	0	0	0	0	0	0	0	0	\$0	#DIV/0!
20. Signing & Marking Plans	35	2	4	5	9	16	0	0	0	0	0	0	0	36	\$4,141	\$115.03
21. Signalization Analysis	0	0	0	0	0	0	0	0	0	0	0	0	0	0	\$0	#DIV/0!
22. Signalization Plans	0	0	0	0	0	0	0	0	0	0	0	0	0	0	\$0	#DIV/0!
23. Lighting Analysis	0	0	0	0	0	0	0	0	0	0	0	0	0	0	\$0	#DIV/0!
24. Lighting Plans	0	0	0	0	0	0	0	0	0	0	0	0	0	0	\$0	#DIV/0!
25. Landscape Architecture Analysis	0	0	0	0	0	0	0	0	0	0	0	0	0	0	\$0	#DIV/0!
26. Landscape Architecture Plans	0	0	0	0	0	0	0	0	0	0	0	0	0	0	\$0	#DIV/0!
27. Survey	0	0	0	0	0	0	0	0	0	0	0	0	0	0	\$0	#DIV/0!
28. Photogrammetry	0	0	0	0	0	0	0	0	0	0	0	0	0	0	\$0	#DIV/0!
29. Mapping	0	0	0	0	0	0	0	0	0	0	0	0	0	0	\$0	#DIV/0!
30. Geotechnical	0	0	0	0	0	0	0	0	0	0	0	0	0	0	\$0	#DIV/0!
31. Architecture Development	0	0	0	0	0	0	0	0	0	0	0	0	0	0	\$0	#DIV/0!
<b>Total Staff Hours</b>	<b>460</b>	<b>21</b>	<b>42</b>	<b>61</b>	<b>102</b>	<b>184</b>	<b>0</b>	<b>52</b>	<b>0</b>	<b>0</b>	<b>0</b>	<b>0</b>	<b>0</b>	<b>462</b>		
<b>Total Staff Cost</b>		<b>\$3,410.40</b>	<b>\$6,333.60</b>	<b>\$8,491.20</b>	<b>\$10,648.80</b>	<b>\$18,142.40</b>	<b>\$0.00</b>	<b>\$4,524.00</b>	<b>\$0.00</b>	<b>\$0.00</b>	<b>\$0.00</b>	<b>\$0.00</b>	<b>\$0.00</b>		<b>\$51,550.40</b>	<b>\$111.58</b>

Survey Field Days by Subconsultant  
 4 - Person Crew:

SALARY RELATED COSTS (LIMITING AMOUNT):			Check = \$51,550.40	\$51,550.40
OVERHEAD:		0.000%		\$0.00
SUBTOTAL:				\$51,550.40
OPERATING MARGIN:		0%		\$0.00
FCCM (Facilities Capital Cost Money):		0.000%		\$0.00
EXPENSES (Note 3):		1%		\$474.26
Survey (Field - if by Prime)	0.00	4-man crew days @	\$ / day	\$0.00
Subconsultant: Geosol	Limiting Amt.			\$6,000.00
Subconsultant: CTE				\$15,000.00
Subconsultant: Sub 3				\$0.00
Subconsultant: Sub 4				\$0.00
Subconsultant: Sub 5				\$0.00
Subconsultant: Sub 6				\$0.00
Subconsultant: Sub 7				\$0.00
Subconsultant: Sub 8				\$0.00
Subconsultant: Sub 9				\$0.00
Subconsultant: Sub 10				\$0.00
Subconsultant: Sub 11				\$0.00
Subconsultant: Sub 12				\$0.00
SUBTOTAL ESTIMATED FEE(Lump Sum and Limiting Amount):				\$73,024.66
Optional Services				\$0.00
GRAND TOTAL ESTIMATED FEE(Lump Sum and Limiting Amount):				\$73,024.66

- Notes:  
 1. This sheet to be used by Prime Consultant to calculate the Grand Total fee.  
 2. Manually enter fee from each subconsultant. Unused subconsultant rows may be hidden.  
 3. Approved direct expenses 3.02%

ESTIMATE OF WORK EFFORT AND COST - PRIME CONSULTANT

Name of Project: Buena Vista West Phase 2  
 County: City of Miami  
 FPN: NA  
 FAP No.: NA

Consult. Name: Marlin Engineering, Inc.  
 Consult. No. NA  
 Date: #####  
 Estimator: Marlin Engineering, Inc.

Staff Classification	Total Staff Hours From "SH Summary -	Chief Engineer	Senior Engineer	Project Manager	Project Engineer	Engineer	Designer	Utility Coordinator	Engineer Intern	Senior Eng. Technician	Engineer Technician	Clerical	Staff Classification 12	SH By Activity	Salary Cost By Activity	Average Rate Per Task
		\$162.40	\$150.80	\$139.20	\$104.40	\$98.60	\$92.80	\$87.00	\$0.00	\$0.00	\$0.00	\$0.00	\$46.40	\$0.00		
3. Project General Tasks	30	2	3	5	8	14	0	0	0	0	0	0	0	32	\$3,689	\$115.28
4. Roadway Analysis	0	0	0	0	0	0	0	0	0	0	0	0	0	0	\$0	#DIV/0!
5. Roadway Plans	404	20	40	61	101	182	0	0	0	0	0	0	0	404	\$46,261	\$114.51
6. Drainage Analysis	52	3	5	8	13	23	0	0	0	0	0	0	0	52	\$5,980	\$115.00
7. Utilities	52	0	0	0	0	0	0	52	0	0	0	0	0	52	\$4,524	\$87.00
8. Environmental Permits	0	0	0	0	0	0	0	0	0	0	0	0	0	0	\$0	#DIV/0!
9. Structure Summary	0	0	0	0	0	0	0	0	0	0	0	0	0	0	\$0	#DIV/0!
10. Structures - BDR	0	0	0	0	0	0	0	0	0	0	0	0	0	0	\$0	#DIV/0!
11. Structures - Temporary Bridge	0	0	0	0	0	0	0	0	0	0	0	0	0	0	\$0	#DIV/0!
12. Structures - Short Span Concrete	0	0	0	0	0	0	0	0	0	0	0	0	0	0	\$0	#DIV/0!
13. Structures - Medium Span Concrete	0	0	0	0	0	0	0	0	0	0	0	0	0	0	\$0	#DIV/0!
14. Structures - Structural Steel	0	0	0	0	0	0	0	0	0	0	0	0	0	0	\$0	#DIV/0!
15. Structures - Segmental Concrete	0	0	0	0	0	0	0	0	0	0	0	0	0	0	\$0	#DIV/0!
16. Structures - Movable Span	0	0	0	0	0	0	0	0	0	0	0	0	0	0	\$0	#DIV/0!
17. Structures - Retaining Walls	0	0	0	0	0	0	0	0	0	0	0	0	0	0	\$0	#DIV/0!
18. Structures - Miscellaneous	0	0	0	0	0	0	0	0	0	0	0	0	0	0	\$0	#DIV/0!
19. Signing & Marking Analysis	0	0	0	0	0	0	0	0	0	0	0	0	0	0	\$0	#DIV/0!
20. Signing & Marking Plans	33	2	3	5	8	15	0	0	0	0	0	0	0	33	\$3,787	\$114.77
21. Signalization Analysis	0	0	0	0	0	0	0	0	0	0	0	0	0	0	\$0	#DIV/0!
22. Signalization Plans	0	0	0	0	0	0	0	0	0	0	0	0	0	0	\$0	#DIV/0!
23. Lighting Analysis	0	0	0	0	0	0	0	0	0	0	0	0	0	0	\$0	#DIV/0!
24. Lighting Plans	0	0	0	0	0	0	0	0	0	0	0	0	0	0	\$0	#DIV/0!
25. Landscape Architecture Analysis	0	0	0	0	0	0	0	0	0	0	0	0	0	0	\$0	#DIV/0!
26. Landscape Architecture Plans	0	0	0	0	0	0	0	0	0	0	0	0	0	0	\$0	#DIV/0!
27. Survey	0	0	0	0	0	0	0	0	0	0	0	0	0	0	\$0	#DIV/0!
28. Photogrammetry	0	0	0	0	0	0	0	0	0	0	0	0	0	0	\$0	#DIV/0!
29. Mapping	0	0	0	0	0	0	0	0	0	0	0	0	0	0	\$0	#DIV/0!
30. Geotechnical	0	0	0	0	0	0	0	0	0	0	0	0	0	0	\$0	#DIV/0!
31. Architecture Development	0	0	0	0	0	0	0	0	0	0	0	0	0	0	\$0	#DIV/0!
<b>Total Staff Hours</b>	<b>571</b>	<b>27</b>	<b>51</b>	<b>79</b>	<b>130</b>	<b>234</b>	<b>0</b>	<b>52</b>	<b>0</b>	<b>0</b>	<b>0</b>	<b>0</b>	<b>0</b>	<b>573</b>	<b>\$64,240.80</b>	<b>\$112.11</b>
<b>Total Staff Cost</b>		<b>\$4,384.80</b>	<b>\$7,690.80</b>	<b>\$10,996.80</b>	<b>\$13,572.00</b>	<b>\$23,072.40</b>	<b>\$0.00</b>	<b>\$4,524.00</b>	<b>\$0.00</b>	<b>\$0.00</b>	<b>\$0.00</b>	<b>\$0.00</b>	<b>\$0.00</b>		<b>\$64,240.80</b>	<b>\$112.11</b>

Survey Field Days by Subconsultant  
 4 - Person Crew:

SALARY RELATED COSTS (LIMITING AMOUNT):			\$64,240.80
OVERHEAD:	0.00%		\$0.00
SUBTOTAL:			\$64,240.80
OPERATING MARGIN:	0%		\$0.00
FCCM (Facilities Capital Cost Money):	0.00%		\$0.00
EXPENSES (Note 3):	1%		\$486.95
Survey (Field - if by Prime)	0.00	4-man crew days @	\$ / day
Subconsultant: Geosol	Limiting Amt.		\$4,000.00
Subconsultant: CTE			\$10,000.00
Subconsultant: Sub 3			\$0.00
Subconsultant: Sub 4			\$0.00
Subconsultant: Sub 5			\$0.00
Subconsultant: Sub 6			\$0.00
Subconsultant: Sub 7			\$0.00
Subconsultant: Sub 8			\$0.00
Subconsultant: Sub 9			\$0.00
Subconsultant: Sub 10			\$0.00
Subconsultant: Sub 11			\$0.00
Subconsultant: Sub 12			\$0.00
SUBTOTAL ESTIMATED FEE(Lump Sum and Limiting Amount):			\$78,727.75
Optional Services			\$0.00
GRAND TOTAL ESTIMATED FEE(Lump Sum and Limiting Amount):			\$78,727.75

Check = \$64,240.80

- Notes:  
 1. This sheet to be used by Prime Consultant to calculate the Grand Total fee.  
 2. Manually enter fee from each subconsultant. Unused subconsultant rows may be hidden.  
 3. Approved direct expenses 3.02%



DEPARTMENT OF CAPITAL IMPROVEMENTS

PROJECT OVERVIEW FORM

1. DATE: 3/22/05 DISTRICT: 2
NAME OF PROJECT: VIRGINIA KEY BEACH PARK CIRCULATION ROAD & PARKING IMPROVEMENTS DESIGN SERVICES

INITIATING DEPARTMENT/DIVISION:
INITIATING CONTACT PERSON/CONTACT NUMBER: Edgar Espinosa (305) 416-1072
C.I.P. DEPARTMENT CONTACT: Capital Improvements
RESOLUTION NUMBER: CIP/PROJECT NUMBER:
ADDITIONAL PROJECT NUMBER: (IF APPLICABLE)

2. BUDGETARY INFORMATION: Are funds budgeted? YES NO If yes,
TOTAL DOLLAR AMOUNT: \$324,715
SOURCE OF FUNDS: HDNI Virginia Key Park Improvements
ACCOUNT CODE(S): CIP # 331416

If grant funded, is there a City match requirement? YES NO
AMOUNT: EXPIRATION DATE:
Are matching funds Budgeted? YES NO Account Code(s):
Estimated Operations and Maintenance Budget

3. SCOPE OF PROJECT:
Individuals / Departments who provided input:

DESCRIPTION OF PROJECT: Consists of implementing the following improvements: Area 1: Milling & Resurfacing the park's perimeter road. Area 2: Reconstructing parking lot, including drainage improvements. The drainage system will consist of a French drain system with an outfall, or an Injection Well system pending completion of a drainage analysis for the project. The cost is included in the Project Analysis Form (PAF) as a not to exceed cost. The city will not pay for the Injection Well cost if the drainage analysis determines not to be a feasible drainage solution. Area 3: Milling & resurfacing the roadway network leading to the beach & carousel access. Area 4: Milling & Resurfacing the pavilion access roadway segments. (Please refer to the Notes Section in PAF)

ADA Compliant? YES NO N/A

Approved by Audit Committee? YES NO N/A DATE APPROVED: 3/15/05
Approved by Bond Oversight Board? YES NO N/A DATE APPROVED: 3/22/05
Approved by Commission? YES NO N/A DATE APPROVED:
Community Mtg/Dist. Commissioner Approval? YES NO N/A DATES:
Revisions to Original Scope? YES NO (If YES see Item 5 below)
Time Approval 6 months 12 months Date for next Oversight Board Update:

4. CONCEPTUAL COST ESTIMATE BREAKDOWN

Has a conceptual cost estimate been developed based upon the initial established scope? YES NO If yes,
DESIGN COST:
CONSTRUCTION COST:
Is conceptual estimate within project budget? YES NO
If not, have additional funds been identified? YES NO
Source(s) of additional funds:
Approved by Commission? YES NO N/A DATE APPROVED:
Approved by Bond Oversight Board? YES NO N/A DATE APPROVED:

5. REVISIONS TO ORIGINAL SCOPE

Individuals / Departments who provided input:

Justifications for change:

Description of change:

Fiscal Impact YES NO HOW MUCH?
Have additional funds been identified? YES NO
Source(s) of additional funds:

Time impact
Approved by Commission? YES NO N/A DATE APPROVED:
Approved by Bond Oversight Board? YES NO N/A DATE APPROVED:

6. COMMENTS:

APPROVAL: [Signature] DATE: 3/22/05
BOND OVERSIGHT BOARD





# PROJECT ANALYSIS FORM

Department of Capital Improvements  
City of Miami

Date Prepared:	10/5/2004
Revised Date:	11/3/2004
Revised Date:	12/13/2004
Revised Date:	3/15/2005

<b>PROJECT NAME: VIRGINIA KEY BEACH PARK CIRCULATION ROAD AND PARKING IMPROVEMENTS</b>		
ADDRESS / LOCATION: 3851 Rickenbaker Causeway	PROJECT No.:	B-30184
NET OFFICE:	DISTRICT:	D2
CLIENT DEPT: Virginia Key Beach Park Trust (VKBPT)	EST. PROJECT COST:	\$3,045,205
CLIENT CONTACT: David Shorter	TEL.: (305) 571-8230	ALLOCATED FUNDS: \$1,207,785
PROJECT MANAGER: Edgar Espinoza	TEL.: 305-416-1072	PROCUREMENT: Formal Bid
CONSTR. MANAGER: Roger Hatton	TEL.: 305-416-1261	PROJECT TEAM: Streets
INSPECTOR / CEO: TBD	TEL.:	
EST. DESIGN START: 1/3/2005	EST. BID ADV.: 6/20/2005	EST. CONSTRUCTION START: 7/18/2004
EST. DESIGN END: 6/3/2005	EST. AWARD DATE: 7/5/2005	EST. CONSTRUCTION END: 11/18/2004

PRODUCTION PHASE		Percentage	
A.	Design Svcs. - Outside Consultant	Prime Consultant: <u>Metric Engineering, Inc.</u>	
1	Basic Fees:	6.9%	\$174,000
2	Additional Services:	0.0%	\$0
		<b>SUB-TOTAL:</b>	<b>\$174,000</b>
B.	Design Svcs. - CIP		
1	In-house Basic Design Fee:	3.0%	\$0
2	In-house Additional Design Services:	0.0%	\$0
		<b>SUB-TOTAL:</b>	<b>\$0</b>
C.	Production Management Services		
1	Prod. Mgmt. of Outside Consultant by CIP:	0.0%	\$0
2	Prod. Mgmt. of Outside Consultant by Industry Partner:	2.1%	\$52,200
		<b>SUB-TOTAL:</b>	<b>\$52,200</b>
D.	Miscellaneous Services		
1	Survey:	Vendor:	
2	Re-plat:	Vendor:	
3	Geotechnical Testing:	Vendor: H.R. Engineering, Inc.	\$2,770
4	Utility Locations (Soft Digs):	Vendor:	
5	Asbestos Survey:	Vendor:	
6	Energy / HVAC Calculations:	Vendor:	
7	Phase I Environmental:	Vendor:	
8	Phase II Environmental:	Vendor:	
9	Structural Testing:	Vendor:	
10	Archeological Survey:	Vendor:	
11	Landscaping	Vendor: Curtis & Rogers Design	\$15,745
11	Mechanical & Electrical (Injection Well)	Vendor: Hammond & Associates	\$70,000
		<b>SUB-TOTAL:</b>	<b>\$88,515</b>
E.	Special Fees / Assessments:		
1	DERM (Plans review, environmental permits, etc.):	Fee Waiver <input type="checkbox"/>	\$2,000
2	Miami-Dade County Water and Sewer Department (Plan review)		
3	Florida Department of Environmental Protection (Permits):		\$2,000
4	FDOT (Plans review, inspections, etc.):		
5	South Florida Water Management District (Permits):	Wetlands Impact Permit	\$6,000
6	U.S. Army Corps of Engineers (Plans review, permits):		
7	HRS (Plans review, inspections, etc.):		
8	Other:		
		<b>SUB-TOTAL:</b>	<b>\$10,000</b>
<b>PRODUCTION PHASE TOTAL:</b>			<b>\$324,715</b>
<b>CONSTRUCTION PHASE</b>			<i>230,229</i>
F.	Construction:	JOC Contractor: _____	
1	Construction Estimate:		\$2,514,000
2	Contingency Allowance:		
3	Data & Telecommunication Systems (IT Dept.):		
4	Fixtures, Furniture and Equipment:		
5	WASA System Betterment:		
6	FPL Contribution-in-Aid-of Construction:		
7	Other:		
		<b>SUB-TOTAL:</b>	<b>\$2,514,000</b>

PROJECT COST ESTIMATE	G City and other Gov't Agencies Permit Fees		
	1	City of Miami Permits: Bldg. Dept. <input type="checkbox"/> Public Works <input type="checkbox"/>	
	2	Miami-Dade County Impact Fees:	
	3	Miami-Dade County Archeological Monitoring:	
	4	Other:	
	SUB-TOTAL: \$0		
	CONSTRUCTION PHASE TOTAL: \$2,514,000		
	<b>CONSTRUCTION ADMINISTRATION</b>		
	H	Construction Inspection Services - CIP:	0.0% \$0
	I	Construction Mgmt. - Industry Partner:	5.0% \$125,700
	J	Construction Engineering Observer (CEO) - Industry Partner	0.0% \$0
	K	JOC Administration	1.5% \$37,710
	CONSTRUCTION ADMINISTRATION TOTAL: \$163,410		
	<b>ADMINISTRATIVE EXPENSES</b>		
	L	CIP Dept. (Mgmt./Budget/Procurement/Comm.):	2.0% \$43,080
M	Industry Partner Program Mgmt. Support:	0.0% \$0	
ADMINISTRATIVE EXPENSES TOTAL: \$43,080			
<b>LAND ACQUISITION EXPENSES</b>			
N	Land Cost:		
O	Transaction Costs:	0.0% \$0	
LAND ACQUISITION TOTAL: \$0			
<b>GRAND TOTAL - ESTIMATED PROJECT COST: \$3,045,205</b>			

2,751,235

**PROJECT SCOPE**

THE PROJECT CONSISTS OF IMPLEMENTING THE FOLLOWING IMPROVEMENTS:  
 AREA (1): MILLING & RESURFACING THE PARK'S PERIMETER ROAD  
 AREA (2): RECONSTRUCTING PARKING LOT, INCLUDING DRAINAGE IMPROVEMENTS. THE DRAINAGE SYSTEM WILL CONSIST OF A FRENCH DRAIN SYSTEM WITH AN OUTFALL, OR AN INJECTION WELL SYSTEM, PENDING A COMPLETION OF A DRAINAGE ANALYSIS FOR THE PROJECT. THE COST OF THE INJECTION WELL DESIGN AND CONSTRUCTION IS INCLUDED IN THIS P.A.F. AS A NOT-TO-EXCEED COST. THE CITY WILL NOT PAY FOR THE INJECTION WELL COST IF THE DRAINAGE ANALYSIS DETERMINES NOT TO BE A FEASIBLE DRAINAGE SOLUTION.  
 AREA (3): MILLING & RESURFACING THE ROADWAY NETWORK LEADING TO THE BEACH & CAROUSSEL ACCESS.  
 AREA (4): MILLING & RESURFACING THE PAVILLION ACCESS ROADWAY SEGMENTS.


**NOTES**


THE DRAINAGE SOLUTION FOR THIS PROJECT WILL BE DETERMINED AFTER THE DESIGNER COMPLETES A DRAINAGE EVALUATION COMPARING FRENCH DRAINS VS. INJECTION WELLS. IF INJECTION WELLS ARE REQUIRED, THE FUNDS ARE INCLUDED UNDER THIS P.A.F. IF FRENCH DRAINS ARE DETERMINED TO BE THE DRAINAGE SOLUTION FOR THE PROJECT, THERE WILL BE FUNDS LEFT OVER FROM THIS P.A.F. THE TOTAL AMOUNT OF LEFT-OVER FUNDS WILL BE DETERMINED AT THE TIME A FINAL DRAINAGE SOLUTION IS ESTABLISHED.


FUND SOURCES			Fiscal Year Available		
	Fund:	CIP #	Amount:		
	Homeland Defense Fund	331416	\$1,207,785		
	<del>Homeland - Pending Approval</del>		1,543,450		
	Fund:	CIP #	Amount:		
	Fund:	CIP #	Amount:		
	Fund:	CIP #	Amount:		
	Fund:	CIP #	Amount:		
	Fund:	CIP #	Amount:		
<b>TOTAL ALLOCATED AMOUNT:</b>			<b>\$1,207,785</b>		


2,751,235

**VALIDATION**

Project Manager: EDGAR ESPINOZA  Date: 3-15-05

Sr. Project Manager: CESAR GONZALEZ  Date: 03/15/05

Reviewed by: Pilar Saenz  Date: 3-15-05  
 CIP Budget Administrator

Accepted by: J. CANO  Date: 3/15/05  
 Director of the Client Department



**City of Miami, Florida  
WORK ORDER FOR PROFESSIONAL SERVICES**

<b>CONTRACT</b>	CITY CONTINUING SERVICE CONTRACT FOR Transportation and Transit Professional Services <i>12/21/04 (05)</i> <i>12/21/04 (05)</i>		
	Contract Effective Dates: START <i>9/24/2004</i> END: <i>9/24/2006</i>	Contract Number K-04-00648	
	Contract Authorization: <input checked="" type="checkbox"/> Resolution <input type="checkbox"/> City Code Section    Number R-04-0579		
	CITY WORK ORDER NUMBER <b>1</b>	Prior Work Orders Issued    Number <i>0</i>	Value <i>0</i>
	WORK ORDER EFFECTIVE DATE <i>12/29/04</i>	REQUIRED COMPLETION DATE	

<b>CONSULTANT</b>	<b>CONSULTANT FIRM</b> Metric Engineering, Inc.		
	<b>OFFICE LOCATION</b> 13940 SW 136 St		
	<b>CITY</b> Miami	<b>STATE</b> Florida	<b>ZIP</b> 33186
	<b>CONTACT NAME</b> Jose B. Gonzalez, P.E.	<b>TITLE</b> Vice President	

<b>PROPOSAL</b>	<b>PROJECT NAME</b> Virginia Key Beach Park Improvements	<b>PROJECT NUMBER</b> B-30184
	<b>BRIEF SCOPE OF WORK</b> The project consists of milling and resurfacing perimeter roads and access roads to facilities, reconstruct the parking lot area, including a new drainage system. <i>As further detailed in attached Consultant Work Order Proposal</i>	
	<b>Consultant Proposal Date</b> 9/29/04	<b>Consultant Project Manager</b> <i>Guido van Meek Alfredo Reyna</i>


MAJOR TASKS / WORK PHASES	DELIVERABLE	DUE	FEE	FEE BASIS
Task 1 - Parking Lot and access and perimeter road design..		6/3/05	\$199,838.00	Lump Sum, Guaranteed Maximum
			\$	Lump Sum, Not to Exceed Fee
			\$	Lump Sum, Not to Exceed Fee
			\$	Lump Sum, Not to Exceed Fee
			\$	Lump Sum, Not to Exceed Fee
			\$	Lump Sum, Not to Exceed Fee
All Professional CONSULTANT FEES			\$199,838.00	SUBTOTAL
Allowance For Reimbursable Expenses				Direct Expense
Allowance For Additional Services (if any)			\$	
<b>TOTAL MAXIMUM AMOUNT</b>			\$199,838.00	Lump Sum, Not to Exceed Fee

<b>FUNDING AND INCORPORATED DOCUMENTS</b>	<b>OTHER NOTES</b>			
	Estimated Construction Cost \$1,740,000			
	<b>FUNDING SOURCE(S)</b>	Homeland Defense Fund	\$1,207,785	\$
				\$
	<i>This Work Order shall be performed in accordance with the above-referenced Contract, and incorporates by reference all documents described below:</i>			

1. Contract referenced above      2. Proposal referenced above      3. Requirements of City Authorization      4. Other (list)

	Name	Signature	Title	Date
Prepared By	Edgar Espinoza	<i>Edgar Espinoza</i>	City Project Manager	12/13/04
Approved By	Cesar Gonzalez	<i>Cesar Gonzalez</i>	Team Leader Horizontal projects	12/23/04
Approved By	<del>Neil Patel</del> <i>Dianne Johnson</i>	<i>Dianne Johnson</i>	Construction Team Leader CIPCAT	12/23/04
Approved By	Mary Conway	<i>Mary Conway</i>	Director	12/29/04
Accepted By Consultant	<i>Guido van Meek Alfredo Reyna</i>	<i>Alfredo Reyna</i>		1/6/05

*COPY*



**METRIC ENGINEERING, INC.**

CONSULTING ENGINEERS - PLANNERS - SURVEYORS

13940 S.W. 136 STREET  
PHONE: (305) 235-5098

SUITE 200

MIAMI, FLORIDA 33186  
FAX: (305) 251-5894

December 10, 2004

Edgar Espinoza  
Project Manager  
CITY OF MIAMI  
444 S.W. 2<sup>nd</sup> Avenue  
Miami, FL 33130

**RE: Virginia Key Beach Park  
Circulation Road and Parking Improvements, B-30184  
Sanitary Force Main Road Re-Construction, B-30199**

Dear Mr. Espinoza:

Metric Engineering, Inc. is pleased to submit this scope and fee proposal for the reference project. The limits of the project are identified as Areas 1, 2, 3, 4 and 5 of the Virginia Key Park Restoration Project plans prepared by ConsulTech and comply with the recommendations of Virginia Key Beach Park Master Plan prepared by WRT.

See "EXHIBIT A" of the project scope and fee and Attachments for the man-hour breakdown.

We are most appreciative of the opportunity to provide our professional engineering services to the City of Miami.

Very Truly Yours,

**METRIC ENGINEERING, INC.**

Alfredo Reyna, P.E.  
Program Manager

Attachment

Cc: José B. González, P.E.

**RECEIVED**  
12/10/04

*JR*

**PROPOSAL  
CITY OF MIAMI  
Virginia Key Beach Park  
Parking lot Restoration  
B-30184, B-30199**

**EXHIBIT "A"  
SCOPE**

Metric Engineering, Inc. proposes to provide the services identified below for the project entitled "Virginia Key Beach Park Circulation Road and Parking Improvements, B-30184 & Sanitary Force Main Road Re-Construction, B-30199, pursuant to its Professional Service Agreement with the City of Miami for Transportation and Transit Professional Services, dated October 26, 2004.

**I. GENERAL**

The Virginia Key Beach Park Master Plan produced by WRT in November of 2003 calls for the restoration of the existing parking lot to the historical heritage requirements as recorded into the National Register of Historic Places. Metric will provide the construction documents for the restoration of area 1, area 2, area 3, area 4 and area 5 of the Virginia Key Park Restoration Project as shown in the plans prepared by ConsulTech. Metric will provide landscape plans based on the WRT Master Plan, for the restoration of the Parking Lot only (area 3). The proposed improvements include:

1. Pavement Restoration / Reconstruction.
2. Adding ADA ramp to pavilion adjacent to parking lot
3. Parking spaces distribution (including the addition of Handicap accessible spaces)
4. Drainage improvements.
5. Lighting
6. Landscaping for the Parking Lot.

The preliminary engineering construction cost provided in the ConsulTech memo of August 19, 2004 for the French drain alternative is \$ 548,038.14 and for the injection wells is \$778,500.00. The cost of lighting is \$420,000 base on a 1 foot-candle light distribution; and the landscaping cost is \$540,000 base in the Master Plan, for a total preliminary construction cost that varies from \$ 1,510,000 to \$1,740,000.

**II. SCOPE OF WORK**

**TASK 1 PRE-DESIGN SERVICES AND TESTING**

**Geological services**

1. Metric will retain the services of H.R. Engineering, Inc. (Geotechnical Engineer) to obtain pavement cores of the existing roadway pavement surface for determining the existing condition, as well as, percolation tests in order to determine the Hydraulic Conductivity of the subsoil.
2. Actual field location of tests will be offset to clear existing obstructions or utilities, if any. Utility clearance shall be obtained by the Geotechnical Materials Testing Engineer prior to performing the tests.
3. The Geotechnical Materials Testing Engineer will prepare a Geotechnical Report to include field test results and recommendations.

**PROPOSAL**  
**CITY OF MIAMI**  
**Virginia Key Beach Park**  
**Parking lot Restoration**  
**B-30184, B-30199**

4. The testing lab performing the tests will fill all holes, cuts, or other excavations made during the tests to avoid the possibility of accidents or damage to any pedestrian or vehicular traffic.
5. Three (3) signed and sealed sets of the test report shall be submitted by the Geotechnical Materials Testing Engineer to Metric. Metric shall submit two (2) signed and sealed copy of the test report to the City.

**TASK 2 DESIGN SERVICES**

**Phase I: Programming and schematic design**

Metric will visit the site review the survey information and notify the City of discrepancies observed.

Coordination with Historic Preservation Board including the preparation and submittal of any Historical preservation permits if required.

Metric will perform drainage evaluation based on the Geotechnical report to identify the drainage solution that will be use for final design. The drainage solutions will compare the French drainage alternative against the injection well alternative.

Metric will prepared a preliminary construction cost estimate.

**Phase II: Design Development**

After the City select a drainage alternative and approval of the schematic design, Metric will prepare the design development set.

**Phase III: Construction Document Development**

1. Plan preparation
  - 1.1. Parking lot reconstruction plans
  - 1.2. Perimeter road plans Milling and Resurfacing plans
  - 1.3. Access road Milling and Resurfacing plans
  - 1.4. Signing and Pavement marking plans
  - 1.5. Drainage Calculations and Report
  - 1.6. Lighting plans
  - 1.7. Landscaping Plans
2. Prepare all permit required to be submitted to DERM.
3. Coordinate with Utility Companies if necessary.
4. Prepare Permit applications and coordination with the Virginia Key Beach Park Trust related to the historical preservation.

**PROPOSAL  
CITY OF MIAMI  
Virginia Key Beach Park  
Parking lot Restoration  
B-30184, B-30199**

5. Prepare specifications package in accordance with The City of Miami standards and Miami-Dade standards.
6. Prepare a Statement of Probable Construction Cost for the preliminary phase and upon completion of final design. The Statement of Probable Construction Cost will separate each individual project cost.
7. Provide responses and revisions to drawings as per permitting agencies comments.
8. Miami-Dade County review and sign off on access road work.
9. Submit twelve (12) set for each submittal for a total of three (3) submittal

**Phase IV: Bidding and Award of Contract**

1. Attending a pre-bid meeting.
2. Bid Analysis.

**TASK 3 CONSTRUCTION SERVICES**

The scope of work does not include field visit and it is limited to the following:

1. Attending a pre-construction Meeting.
2. Responding to contractor's Request for Information (RFI).
3. Reviewing Shop Drawings.
4. Preparation of Record Drawings

**TASK 4 CONTINGENCY ITEM**

1. Hydrogeologic survey required by FDEP for wells permit.
2. Deep Well permit submittal
3. Injection wells design
4. Pump station design for injections wells (include Civil, mechanical and electrical components)
5. Miscellaneous Meetings related to injection well design.
6. Prepare permit application to other agencies excluding DERM.
7. Wetland delineation survey.

**TASK 5 LANDSCAPING SCOPE**

For landscaping scope, see attachment.

**III. SUBCONSULTANTS**

The below listed Sub-Consultants will assist in the performance of the Work.

<b>Sub-Consultant Name</b>	<b>Specialty or Expertise</b>
H.R. Engineering, Inc.	Geotechnical Engineer
Curtis & Rogers Design	Landscape Architectural
Hammond & Associates, Inc	Mechanical & Electrical

**PROPOSAL  
CITY OF MIAMI  
Virginia Key Beach Park  
Parking lot Restoration  
B-30184, B-30199**

**IV. SCHEDULE**

See attachment A for schedule of work.

**V. COMPENSATION**

Consultant shall perform the Work detailed in this Proposal for Tasks 1 thru 3 for a Lump Sum Fixed fee of \$118,180.00. Additional allowances for contingencies in the amount of \$ 70,000.00 are included as a Guarantee Maximum Lump Sum fee (Task 4). An Allowance of \$10,000.00 for reimbursable expenses to address Permitting Agencies fees requirements also included in the proposal (Task 5).

<b>SUMMARY OF COMPENSATION</b>			
<b>Task ID #</b>	<b>Major Task Name and/or Activity Description</b>	<b>Fee Amount</b>	<b>Fee Basis</b>
1	PRE-DESIGN SERVICES AND TESTING	\$ 2,770.00	Lump Sum, Fixed Fee
2	DESIGN SERVICES	\$ 111,001.00	Lump Sum, Fixed Fee
3	CONSTRUCTION SERVICES	\$ 6,067.00	Lump Sum, Fixed Fee
4	ALLOWANCE FOR CONTINGENCIES	\$ 70,000.00	Lump sum, Not to exceed
5	ALLOWANCE FOR REIMBURSABLE EXPENSES*	\$ 10,000.00	Not to exceed
	<b>GRAND TOTAL</b>	<b>\$199,838.00</b>	

\* Permitting Agencies Fees

**VI. ITEMS NOT INCLUDED**

1. Topographic Survey and tree survey will be provided by the City.
2. Utility relocation design work.

**VII. ADDITIONAL SERVICES**

Additional services not specifically described under *Scope of Work* will be performed by Metric upon approval by the City. This work will be billed at the hourly rates stated in the prime agreement.

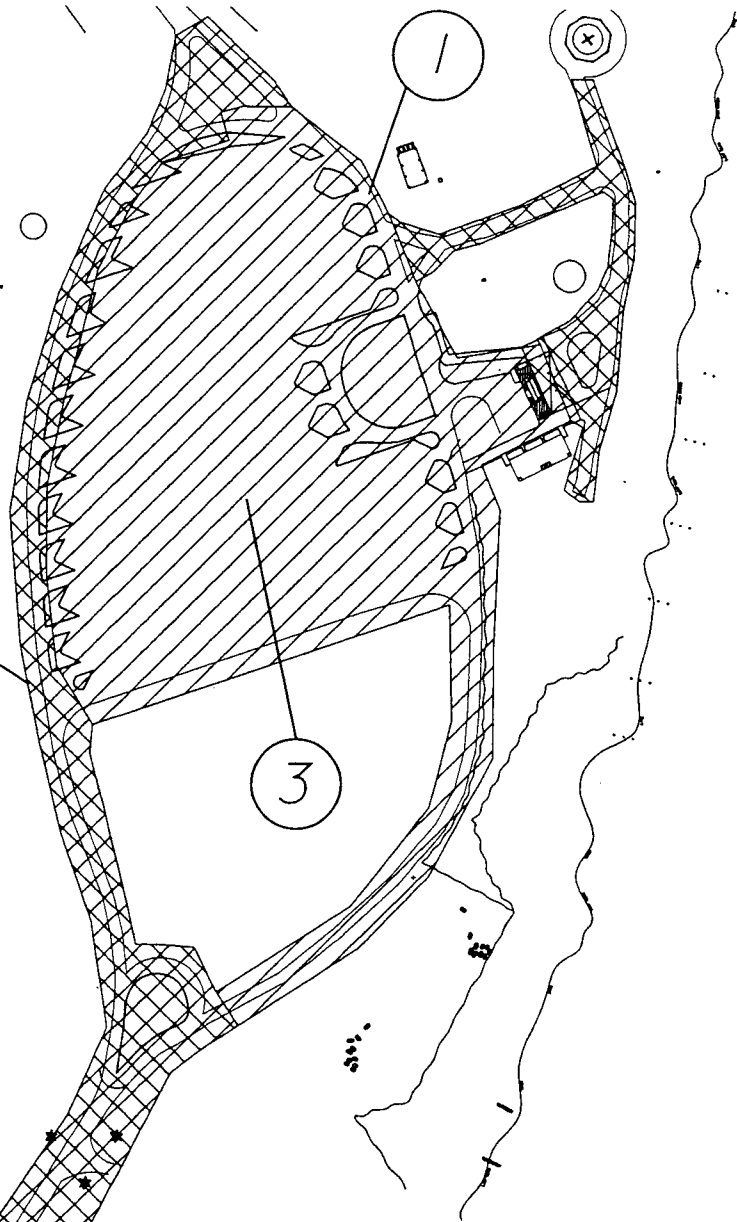

**VIII. PROJECT MANAGER**

CONSULTANT'S Project Manager for this Work Order assignment will be Jose B. Gonzalez, P.E.

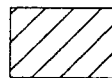
Submitted by: Alfredo Reyna

Prepared by: Alfredo Reyna





AREAS NUMBERS AS SHOWN  
IN VKBP RESTORATION  
PROJECT BY CONSULTECH



PROJECT B-30184



PROJECT B-30199

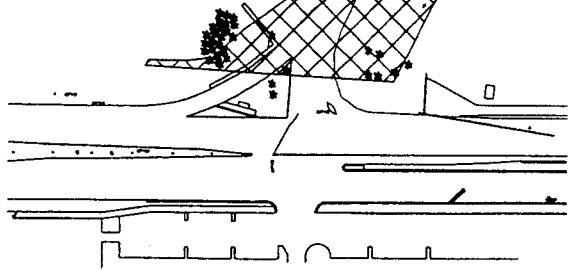


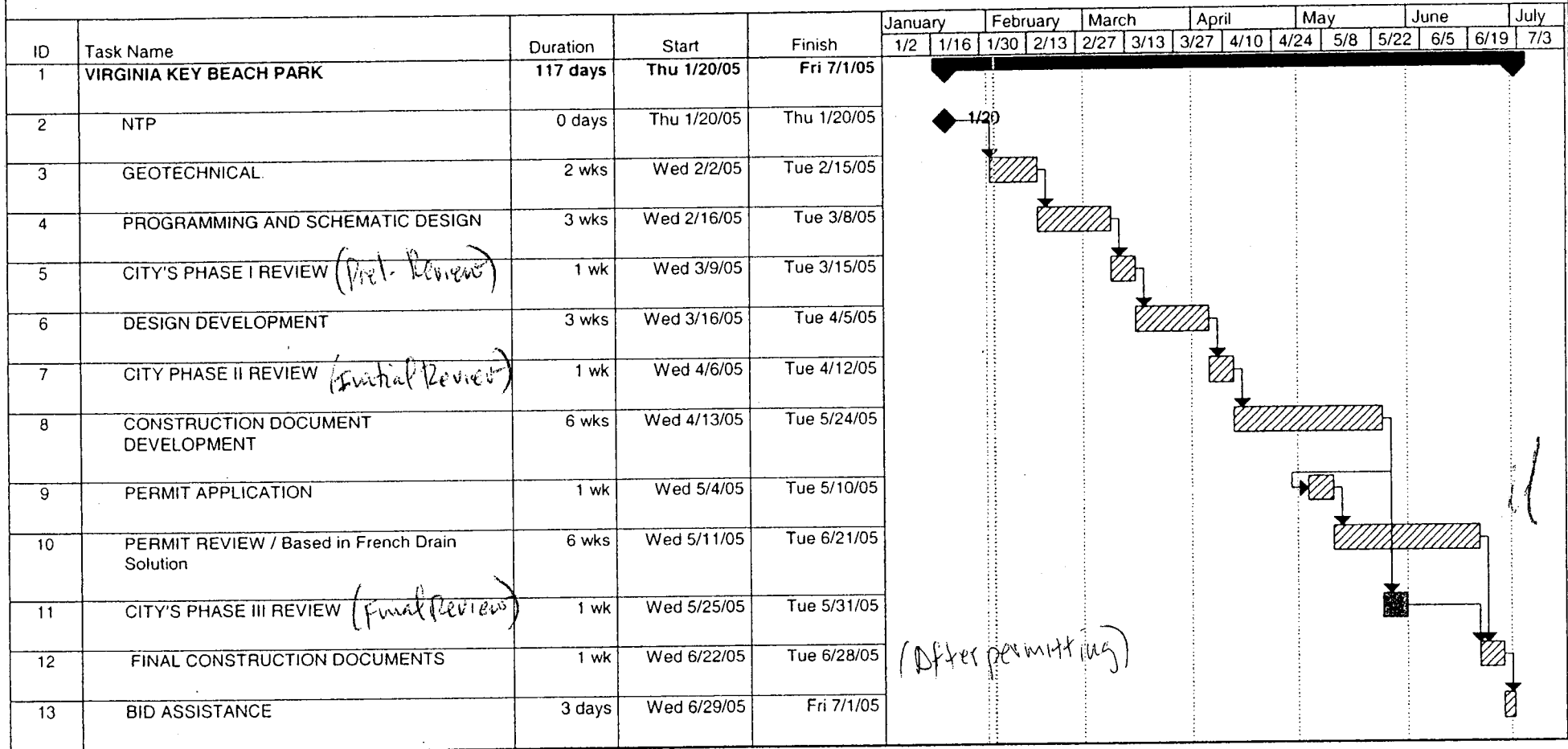
EXHIBIT B

LIMITS OF PROJECT AREAS



**VIRGINIA KEY BEACH PARK  
PARKING LOT RESTORATION  
B-30184 & ~~B-30199~~**

*Final Schedule  
French Drain*



Virginia Key Beach Park Project: SCHEDULE Date: Thu 2/3/05	Task		Rolled Up Task		External Tasks	
	Critical Task		Rolled Up Critical Task		Project Summary	
	Progress		Rolled Up Milestone		Group By Summary	
	Milestone		Rolled Up Progress			
	Summary		Split			

Well Schedule



VIRGINIA KEY BEACH PARK  
PARKING LOT RESTORATION  
B-30184 & B-30199  
WELLS ALTERNATIVE



ID	Task Name	Duration	Start	Finish	January	Februa	March	April	May	June	July	August	Septem	Oct
					12/26	1/16	2/6	2/27	3/20	4/10	5/1	5/22	6/12	7/3
1	VIRGINIA KEY BEACH PARK	179 days	Thu 1/20/05	Tue 9/27/05	[Gantt bar spanning from 1/20 to 9/27]									
2	NTP	0 days	Thu 1/20/05	Thu 1/20/05	[Milestone diamond at 1/20]									
3	GEOTECHNICAL	2 wks	Wed 2/2/05	Tue 2/15/05	[Task bar from 2/2 to 2/15]									
4	PROGRAMMING AND SCHEMATIC DESIGN	3 wks	Wed 2/16/05	Tue 3/8/05	[Task bar from 2/16 to 3/8]									
5	CITY'S PHASE I REVIEW	1 wk	Wed 3/9/05	Tue 3/15/05	[Task bar from 3/9 to 3/15]									
6	Approval / NTP additional services	2 days	Wed 3/16/05	Thu 3/17/05	[Task bar from 3/16 to 3/17]									
7	MECHANICAL / ELECTRICAL DESIGN	3 wks	Fri 3/18/05	Thu 4/7/05	[Task bar from 3/18 to 4/7]									
8	DESIGN DEVELOPMENT	4 wks	Fri 3/18/05	Thu 4/14/05	[Task bar from 3/18 to 4/14]									
9	Hydrological Report for DEP Permit	4 wks	Fri 4/1/05	Thu 4/28/05	[Task bar from 4/1 to 4/28]									
10	CITY PHASE II REVIEW	1 wk	Fri 4/15/05	Thu 4/21/05	[Task bar from 4/15 to 4/21]									
11	CONSTRUCTION DOCUMENT DEVELOPMENT	6 wks	Fri 4/22/05	Thu 6/2/05	[Task bar from 4/22 to 6/2]									
12	PERMIT APPLICATION	1 wk	Fri 5/13/05	Thu 5/19/05	[Task bar from 5/13 to 5/19]									
13	DERM PERMIT REVIEW	6 wks	Fri 5/20/05	Thu 6/30/05	[Task bar from 5/20 to 6/30]									
14	DEP Permit Application Submittal	1 wk	Fri 6/24/05	Thu 6/30/05	[Task bar from 6/24 to 6/30]									
15	DEP Permit Review	6 wks	Fri 7/1/05	Thu 8/11/05	[Task bar from 7/1 to 8/11]									
16	Plans Revision	1 wk	Fri 8/12/05	Thu 8/18/05	[Task bar from 8/12 to 8/18]									
17	Final Permit Review (DEP)	4 wks	Fri 8/19/05	Thu 9/15/05	[Task bar from 8/19 to 9/15]									
18	CITY'S PHASE III REVIEW	1 wk	Fri 9/9/05	Thu 9/15/05	[Task bar from 9/9 to 9/15]									
19	FINAL CONSTRUCTION DOCUMENTS	1 wk	Fri 9/16/05	Thu 9/22/05	[Task bar from 9/16 to 9/22]									
20	BID ASSISTANCE	3 days	Fri 9/23/05	Tue 9/27/05	[Task bar from 9/23 to 9/27]									

Virginia Key Beach Park  
Project: SCHEDULE wells  
Date: Wed 2/2/05

Task		Rolled Up Task		External Tasks	
Critical Task		Rolled Up Critical Task		Project Summary	
Progress		Rolled Up Milestone		Group By Summary	
Milestone		Rolled Up Progress			
Summary		Split			



**City of Miami**  
**PURCHASE ORDER**

Department of Purchasing  
P. O. Box 330708 Miami, Florida 33233-0708  
(305) 416-1900/1922 FAX (305) 416-1925

**PURCHASE ORDER NO:** 2052068

Show this number on all packages, invoices and shipping papers

Page No: 01	Order Date: 01/12/05	Bid/Contract No: B-30194
----------------	-------------------------	-----------------------------

Buyer:  
ADOLEPHUS PETER

CAPITAL IMPROVEMENTS DEPT.  
MIAMI RIVERSIDE CENTER  
444 SW 2 AVENUE 8TH FLOOR  
MIAMI, FL 33130  
305 416 1281

City of Miami Accounting Division / Accounts Payable  
Department of Finance, P.O. Box 330708, Miami, FL 33233-0708  
or  
send via e-mail to: [payables@ci.miami.fl.us](mailto:payables@ci.miami.fl.us)

<b>VENDOR</b>	Category	Number	Telephone No.
	H	00391	305-235-5098
MEXTEC ENGINEERING INC 13940 SW 136 ST #200 MIAMI, FL 33186			

**SHIP TO**

**INVOICE**

Department CIP DEPARTMENT	Contact Person Y. MARGA	Telephone No: 305-416-1203	Requisition No: R066015
------------------------------	----------------------------	-------------------------------	----------------------------

Item#	Commodity Code#	Description	Qty	Unit	Unit Price	Extended Price
1	918-96	FOR PROFESSIONAL TRANSPORTATION AND TRANSIT SERVICES REF. PSA (CONTRACT #K-0400648)  VIRGINIA KEY BEACH PARK CIRCULATION ROAD AND PARKING IMPROVEMENTS B-30194  SCOPE OF SERVICES: TASK 1 PRE-DESIGN SERVICES AND TESTING \$2,770 TASK 2 DESIGN SERVICES 111,001 TASK 3 CONSTRUCTION SVC 6,067 TASK 4 ALLOWANCE FOR CONTINGENCIES 70,000 TASK 5 ALLOWANCE FOR REIMBURSABLES 10,000 GRAND TOTAL \$199,839			199838.0000	199838.00

Tax ID or S/S No: 591685550	Account Code Number(s) 331416.999307.6340.27041 199838.00	Payment Authorization
Entity Type:		<b>Partial Shipments:</b> For each partial delivery, a copy of this page should be signed and submitted to Accounts Payable with invoice or packing slip attached. Invoice/Packing Slip #: _____ Date Submitted to Accts. Payable: _____ Partial Payment: _____ Okay to Pay By: _____ Title: _____
Terms: (Prompt payment Discount) N-30		<b>Final Shipment:</b> This original must be signed and submitted to Accounts Payable with invoice or packing slip attached. Invoice/Packing Slip #: _____ Date Submitted to Accts. Payable: _____ Final Payment: _____ Okay to Pay By: _____ Title: _____
Purchase Order No: 2052068		<b>F.O.B. DESTINATION</b> Unless Otherwise Specified
Delivery Date 01/12/05		CONTINUED
		City of Miami <span style="float: right;">Date Approved</span>



City of Miami  
**PURCHASE ORDER**

Department of Purchasing  
P. O. Box 330708 Miami, Florida 33233-0708  
(305) 416-1900/1922 FAX (305) 416-1925

**PURCHASE ORDER NO: P052068**

Show this number on all packages, invoices and shipping papers

Page No: 02      Order Date: 01/12/05      Bid/Contract No: E-30194

Buyer: ADOLPHUS FIFER

**SHIP TO**  
CAPITAL IMPROVEMENTS DEPT.  
MIAMI RIVERSIDE CENTER  
444 SW 2 AVENUE 8TH FLOOR  
MIAMI, FL 33130  
305-416-1281

**INVOICE**  
City of Miami Accounting Division / Accounts Payable  
Department of Finance, P.O. Box 330708, Miami, FL 33233-0708  
or  
send via e-mail to: [payables@ci.miami.fl.us](mailto:payables@ci.miami.fl.us)

<b>VENDOR</b>	Category	Number	Telephone No.
	E/	00391	305-235-6099
REPUBLIC ENGINEERING INC 12940 SW 136 ST #200 MIAMI, FL 33186			

Department	Contact Person	Telephone No:	Requisition No:
CIP DEPARTMENT	Y. MARAGE	305-416-1203	P056015

Item#	Commodity Code#	Description	Qty	Unit	Unit Price	Extended Price
<b>TOTAL:</b>						199938.00

Tax ID or S/S No: 591625550	Account Code Number(s) 331216.999307.6340.27041 199938.00	Payment Authorization
--------------------------------	--	-----------------------

Entity Type:	<b>Partial Shipments:</b> For each partial delivery, a copy of this page should be signed and submitted to Accounts Payable with invoice or packing slip attached. Invoice/Packing Slip #: _____ Date Submitted to Accts. Payable: _____ Partial Payment: _____ Okay to Pay By: _____ Title: _____	<b>Final Shipment:</b> This original must be signed and submitted to Accounts Payable with invoice or packing slip attached. Invoice/Packing Slip #: _____ Date Submitted to Accts. Payable: _____ Final Payment: _____ Okay to Pay By: _____ Title: _____
--------------	---	---

**F.O.B. DESTINATION**  
Unless Otherwise Specified

City of Miami      Date Approved

DEPARTMENT OF CAPITAL IMPROVEMENTS

PROJECT OVERVIEW FORM



1. DATE: 3/22/05

DISTRICT: 4

NAME OF PROJECT: KINLOCH STORM SEWER IMPROVEMENTS PROJECT DESIGN SERVICES AND STUDY

INITIATING DEPARTMENT/DIVISION:

INITIATING CONTACT PERSON/CONTACT NUMBER: Jose Lago (305) 416-1252

C.I.P. DEPARTMENT CONTACT: Capital Improvements - Jorge Cano

RESOLUTION NUMBER: CIP/PROJECT NUMBER: 352262

ADDITIONAL PROJECT NUMBER: (IF APPLICABLE)

2. BUDGETARY INFORMATION: Are funds budgeted? YES NO If yes,

TOTAL DOLLAR AMOUNT: \$201,553

SOURCE OF FUNDS: Kinloch Storm Sewers

ACCOUNT CODE(S): CIP #352262

If grant funded, is there a City match requirement? YES NO

AMOUNT: EXPIRATION DATE:

Are matching funds Budgeted? YES NO Account Code(s):

Estimated Operations and Maintenance Budget

3. SCOPE OF PROJECT:

Individuals / Departments who provided input:

DESCRIPTION OF PROJECT: The project consists of the study and proposal of alternatives for the drainage improvements on the area bounded by 42 Avenue on the East, 47 Avenue on the West, NW 7 St on the North and SW 8 Street on the South.

ADA Compliant? YES NO N/A

Approved by Audit Committee? YES NO N/A DATE APPROVED: 3/15/05

Approved by Bond Oversight Board? YES NO N/A DATE APPROVED: 3/22/05

Approved by Commission? YES NO N/A DATE APPROVED:

Community Mtg/Dist. Commissioner Approval? YES NO N/A DATES:

Revisions to Original Scope? YES NO (If YES see Item 5 below)

Time Approval 6 months 12 months Date for next Oversight Board Update:

4. CONCEPTUAL COST ESTIMATE BREAKDOWN

Has a conceptual cost estimate been developed based upon the initial established scope? YES NO If yes,

DESIGN COST:

CONSTRUCTION COST:

Is conceptual estimate within project budget? YES NO

If not, have additional funds been identified? YES NO

Source(s) of additional funds:

Approved by Commission? YES NO N/A DATE APPROVED:

Approved by Bond Oversight Board? YES NO N/A DATE APPROVED:

5. REVISIONS TO ORIGINAL SCOPE

Individuals / Departments who provided input:

Justifications for change:

Description of change:

Fiscal Impact YES NO HOW MUCH?

Have additional funds been identified? YES NO

Source(s) of additional funds:

Time impact

Approved by Commission? YES NO N/A DATE APPROVED:

Approved by Bond Oversight Board? YES NO N/A DATE APPROVED:

6. COMMENTS: City Staff will provide a presentation regarding future Pump Stations and Storm Sewer Projects and an estimated time table for these projects at the Bond Oversight Meeting of 3/22/05.

APPROVAL: [Signature] BOND OVERSIGHT BOARD

DATE: 3/22/05

Enclosures: Back-Up Materials YES NO



# PROJECT ANALYSIS FORM

Department of Capital Improvements  
City of Miami

Date Prepared:	11/18/2004
Revised Date:	
Revised Date:	
Revised Date:	

<b>PROJECT NAME: Kinloch Storm Sewer Improvements Project</b>		
<b>ADDRESS / LOCATION:</b> From SW 8 St to NW 7 St & on W From 42 Ave to 47 Ave	<b>PROJECT No.:</b>	B-50705
<b>NET OFFICE:</b> Flagami	<b>DISTRICT:</b>	D4
<b>CLIENT DEPT:</b>	<b>EST. PROJECT COST:</b>	
<b>CLIENT CONTACT:</b>	<b>TEL.:</b>	<b>ALLOCATED FUNDS:</b> \$3,000,000
<b>PROJECT MANAGER:</b> MARIA E LOPEZ	<b>TEL.:</b> (305) 416-1206	<b>PROCUREMENT:</b> Formal Bid
<b>CONSTR. MANAGER:</b>	<b>TEL.:</b>	<b>PROJECT TEAM:</b> Transportation
<b>INSPECTOR / CEO:</b>	<b>TEL.:</b>	
<b>EST. DESIGN START:</b>	<b>EST. BID ADV.:</b>	<b>EST. CONSTRUCTION START:</b>
<b>EST. DESIGN END:</b>	<b>EST. AWARD DATE:</b>	<b>EST. CONSTRUCTION END:</b>

PRODUCTION PHASE		Percentage	
A. Design Svcs - Outside Consultant			
Prime Consultant: CDM			
1	Basic Fees:	8.6%	\$201,553
2	Additional Services:	0.0%	\$0
		<b>SUB-TOTAL:</b>	<b>\$201,553</b>
B. Design Svcs - CIP			
1	In-house Basic Design Fee:	0.0%	\$0
2	In-house Additional Design Services:	0.0%	\$0
		<b>SUB-TOTAL:</b>	<b>\$0</b>
C. Production Management Services			
1	Prod. Mgmt. of Outside Consultant by CIP:	0.0%	\$0
2	Prod. Mgmt. of Outside Consultant by Industry Partner:	0.0%	\$0
		<b>SUB-TOTAL:</b>	<b>\$0</b>
D. Miscellaneous Services			
1	Survey:	Vendor:	
2	Re-plat:	Vendor:	
3	Geotechnical Testing:	Vendor:	
4	Utility Locations (Soft Digs):	Vendor:	
5	Asbestos Survey:	Vendor:	
6	Energy / HVAC Calculations:	Vendor:	
7	Phase I Environmental:	Vendor:	
8	Phase II Environmental:	Vendor:	
9	Structural Testing:	Vendor:	
10	Archeological Survey:	Vendor:	
11	Other:	Vendor:	
		<b>SUB-TOTAL:</b>	<b>\$0</b>
E. Special Fees / Assessments:			
1	DERM (Plans review, environmental permits, etc.):	Fee Waiver <input type="checkbox"/>	
2	Miami-Dade County Water and Sewer Department (Plan review)		
3	Florida Department of Environmental Protection (Permits):		
4	FDOT (Plans review, inspections, etc.):		
5	South Florida Water Management District (Permits):		
6	U.S. Army Corps of Engineers (Plans review, permits):		
7	HRS (Plans review, inspections, etc.):		
8	Other:		
		<b>SUB-TOTAL:</b>	<b>\$0</b>
		<b>PRODUCTION PHASE TOTAL:</b>	<b>\$201,553</b>
<b>CONSTRUCTION PHASE</b>			
F. Construction:		JOC Contractor:	
1	Construction Estimate:		
2	Contingency Allowance:	10.0%	\$0
3	Data & Telecommunication Systems (IT Dept.):		
4	Fixtures, Furniture and Equipment:		
5	WASA System Betterment:		
6	FPL Contribution-in-Aid-of Construction:		
7	Other:		
		<b>SUB-TOTAL:</b>	<b>\$0</b>

PROJECT COST ESTIMATE

PROJECT COST ESTIMATE	G City and other Gov't Agencies Permit Fees			
	1	City of Miami Permits: Bidg. Dept. <input type="checkbox"/> Public Works <input checked="" type="checkbox"/>		
	2	Miami-Dade County Impact Fees:		
	3	Miami-Dade County Archeological Monitoring:		
	4	Other:		
	SUB-TOTAL:			\$0
	CONSTRUCTION PHASE TOTAL:			\$0
	<b>CONSTRUCTION ADMINISTRATION</b>			
	H	Construction Inspection Services - CIP:	5.0%	\$0
	I	Construction Mgmt. - Industry Partner:	0.0%	\$0
	J	Construction Engineering Observer (CEO) - Industry Partner:	0.0%	\$0
	K	JOC Administration:	0.0%	\$0
	CONSTRUCTION ADMINISTRATION TOTAL:			\$0
	<b>ADMINISTRATIVE EXPENSES</b>			
	L	CIP Dept. (Mgmt./Budget/Procurement/Comm.):	3.0%	\$0
M	Industry Partner Program Mgmt. Support:	0.7%	\$0	
ADMINISTRATIVE EXPENSES TOTAL:			\$0	
<b>LAND ACQUISITION EXPENSES</b>				
N	Land Cost:			
O	Transaction Costs:	0.0%	\$0	
LAND ACQUISITION TOTAL:			\$0	
<b>GRAND TOTAL - ESTIMATED PROJECT COST (Study only):</b>			<b>\$201,553</b>	

**PROJECT SCOPE**

The project consists of the study and proposal of alternatives for the drainage improvements on the area bounded by 42 Ave on the East, 47 Ave on the West, NW 7 St on the North and SW 8 St on the South.

**NOTES**

**Homeland Defense Bond Funds**

FUND SOURCES	Fund:	CIP #	Fiscal Year Available	Amount:
	Homeland Defense Bond Funds	352262		\$3,000,000
	Fund:	CIP #		Amount:
	Fund:	CIP #		Amount:
	Fund:	CIP #		Amount:
	Fund:	CIP #		Amount:
	Fund:	CIP #		Amount:
<b>TOTAL ALLOCATED AMOUNT:</b>				<b>\$3,000,000</b>

**VALIDATION**

Project Manager: Maria Lopez Sign: [Signature] Date: 11/20/09

Sr. Project Manager: CESAR GONZALEZ Sign: [Signature] Date: 11/20/09

Reviewed by: [Signature] Sign: [Signature] Date: 11-24-09  
CIP Budget Administrator

Accepted by: [Signature] Sign: [Signature] Date: 12/2/09  
Director of the Client Department



DEPARTMENT OF CAPITAL IMPROVEMENTS

PROJECT OVERVIEW FORM



1. DATE: 3/22/05 DISTRICT: 4
NAME OF PROJECT: TAMAMI STORM SEWER IMPROVEMENTS PROJECT DESIGN SERVICES
INITIATING DEPARTMENT/DIVISION:
INITIATING CONTACT PERSON/CONTACT NUMBER: Jose Lago (305) 416-1252
C.I.P. DEPARTMENT CONTACT: Capital Improvements - Jorge Cano
RESOLUTION NUMBER: CIP/PROJECT NUMBER: 352269
ADDITIONAL PROJECT NUMBER:

(IF APPLICABLE)

2. BUDGETARY INFORMATION: Are funds budgeted? YES NO If yes,
TOTAL DOLLAR AMOUNT: \$518,100
SOURCE OF FUNDS: Tamiami Storm Sewers-Phase IV
ACCOUNT CODE(S): CIP #352269

If grant funded, is there a City match requirement? YES NO
AMOUNT: EXPIRATION DATE:
Are matching funds Budgeted? YES NO Account Code(s):
Estimated Operations and Maintenance Budget

3. SCOPE OF PROJECT:
Individuals / Departments who provided input:

DESCRIPTION OF PROJECT: The proposed project involves the preliminary design, final design and construction of Storm Sewer Improvement within the area bounded by SW 8 St, NW 7 St, W 57 Avenue & W 61 Avenue. These improvements may consist of exfiltration trench, catch basins, manholes, storm sewer pipes, pump stations and surface restoration. It may also include existing damaged sidewalks replacements, re-sod of swales, milling & resurfacing of affected roadways and ADA compliant ramps within the project limits if sufficient funds are available or newly identified. Location at Glen Royal Parkway.

ADA Compliant? YES NO N/A

Approved by Audit Committee? YES NO N/A DATE APPROVED: 3/15/05
Approved by Bond Oversight Board? YES NO N/A DATE APPROVED: 3/22/05
Approved by Commission? YES NO N/A DATE APPROVED:
Community Mtg/Dist. Commissioner Approval? YES NO N/A DATES:
Revisions to Original Scope? YES NO (If YES see Item 5 below)
Time Approval 6 months 12 months Date for next Oversight Board Update:

4. CONCEPTUAL COST ESTIMATE BREAKDOWN
Has a conceptual cost estimate been developed based upon the initial established scope? YES NO If yes, DESIGN COST:

CONSTRUCTION COST:
Is conceptual estimate within project budget? YES NO
If not, have additional funds been identified? YES NO
Source(s) of additional funds:
Approved by Commission? YES NO N/A DATE APPROVED:
Approved by Bond Oversight Board? YES NO N/A DATE APPROVED:

5. REVISIONS TO ORIGINAL SCOPE
Individuals / Departments who provided input:

Justifications for change:

Description of change:

Fiscal Impact YES NO HOW MUCH?
Have additional funds been identified? YES NO
Source(s) of additional funds:

Time impact
Approved by Commission? YES NO N/A DATE APPROVED:
Approved by Bond Oversight Board? YES NO N/A DATE APPROVED:

6. COMMENTS: City Staff will provide a presentation regarding future Pump Stations and Storm Sewer Projects and an estimated time table for these projects at the Bond Oversight Meeting of 3/22/05.

APPROVAL: [Signature] DATE: 3/22/05
BOND OVERSIGHT BOARD



**PROJECT ANALYSIS FORM**  
 Department of Capital Improvements  
 City of Miami

Date Prepared:	11/4/2004
Revised Date:	
Revised Date:	
Revised Date:	

<b>PROJECT NAME: TAMiami STORM SEWER IMPROVEMENTS PROJECT</b>		
ADDRESS / LOCATION: REFER TO PROJECT SCOPE BELOW		PROJECT No.: B-50706
NET OFFICE: Flagami		DISTRICT: D1 & D4
CLIENT DEPT:		EST. PROJECT COST: \$2,296,500
CLIENT CONTACT:	TEL.:	ALLOCATED FUNDS: \$0
PROJECT MANAGER: JOSE L. LAGO, P.E.	TEL.: 305-416-1252	PROCUREMENT: Formal Bid
CONSTR. MANAGER:	TEL.:	PROJECT TEAM:
INSPECTOR / CEO:	TEL.:	
EST. DESIGN START: 11/15/2004	EST. BID ADV.: 3/1/2006	EST. CONSTRUCTION START: 9/1/2006
EST. DESIGN END: 2/28/2006	EST. AWARD DATE: 8/1/2006	EST. CONSTRUCTION END: 12/1/2007

PROJECT COST ESTIMATE

PRODUCTION PHASE		Percentage	
A. Design Svcs. - Outside Consultant	Prime Consultant: T.Y. LIN / H.J. ROSS		
1 Basic Fees:		18.0%	\$273,600
2 Additional Services:		1.0%	\$15,200
		<b>SUB-TOTAL:</b>	<b>\$288,800</b>
B. Design Svcs. - CIP			
1 In-house Basic Design Fee:		0.0%	\$0
2 In-house Additional Design Services:		0.0%	\$0
		<b>SUB-TOTAL:</b>	<b>\$0</b>
C. Production Management Services			
1 Prod. Mgmt. of Outside Consultant by CIP:		4.0%	\$60,800
2 Prod. Mgmt. of Outside Consultant by Industry Partner:		0.0%	\$0
		<b>SUB-TOTAL:</b>	<b>\$60,800</b>
D. Miscellaneous Services			
1 Survey:	Vendor: J. Bonfill & Associates, Inc.		\$150,000
2 Re-plat:	Vendor:		
3 Geotechnical Testing:	Vendor: PEICO		\$13,000
4 Utility Locations (Soft Digs):	Vendor:		
5 Asbestos Survey:	Vendor:		
6 Energy / HVAC Calculations:	Vendor:		
7 Phase I Environmental:	Vendor:		
8 Phase II Environmental:	Vendor:		
9 Structural Testing:	Vendor:		
10 Archeological Survey:	Vendor:		
11 Other:	Vendor:		
		<b>SUB-TOTAL:</b>	<b>\$163,000</b>
E. Special Fees / Assessments:			
1 DERM (Plans review, environmental permits, etc.):	Fee Waiver <input checked="" type="checkbox"/>		
2 Miami-Dade County Water and Sewer Department (Plan review)			
3 Florida Department of Environmental Protection (Permits):			
4 FDOT (Plans review, inspections, etc.):			\$500
5 South Florida Water Management District (Permits):			\$5,000
6 U.S. Army Corps of Engineers (Plans review, permits):			
7 HRS (Plans review, inspections, etc.):			
8 Other:			
		<b>SUB-TOTAL:</b>	<b>\$5,500</b>
<b>PRODUCTION PHASE TOTAL:</b>			<b>\$518,100</b>




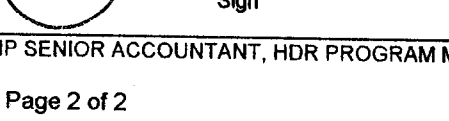
CONSTRUCTION PHASE			
F. Construction:	JOC Contractor:		
1 Construction Estimate:			\$1,520,000
2 Contingency Allowance:		10.0%	\$152,000
3 Data & Telecommunication Systems (IT Dept.):			
4 Fixtures, Furniture and Equipment:			
5 WASA System Betterment:			
6 FPL Contribution-in-Aid-of Construction:			
7 Other:			
		<b>SUB-TOTAL:</b>	<b>\$1,672,000</b>

PROJECT COST ESTIMATE	G City and other Gov't Agencies Permit Fees			
	1	City of Miami Permits:	Bldg. Dept. <input type="checkbox"/> Public Works <input checked="" type="checkbox"/>	
	2	Miami-Dade County Impact Fees:		
	3	Miami-Dade County Archeological Monitoring:		
	4	Other:		
	SUB-TOTAL:			\$0
	CONSTRUCTION PHASE TOTAL:			\$1,672,000
	<b>CONSTRUCTION ADMINISTRATION</b>			
	H	Construction Inspection Services - CIP:	0.0%	\$0
	I	Construction Mgmt. - Industry Partner:	4.0%	\$60,800
	J	Construction Engineering Observer (CEO) - Industry Partner	0.0%	\$0
	K	JOC Administration	0.0%	\$0
	CONSTRUCTION ADMINISTRATION TOTAL:			\$60,800
	<b>ADMINISTRATIVE EXPENSES</b>			
	L	CIP Dept. (Mgmt./Budget/Procurement/Comm.):	3.0%	\$45,600
M	Industry Partner Program Mgmt. Support:	0.0%	\$0	
ADMINISTRATIVE EXPENSES TOTAL:			\$45,600	
<b>LAND ACQUISITION EXPENSES</b>				
N	Land Cost:			
O	Transaction Costs:	0.0%	\$0	
LAND ACQUISITION TOTAL:			\$0	
<b>GRAND TOTAL - ESTIMATED PROJECT COST:</b>			<b>\$2,296,500</b>	

PROJECT SCOPE	<p>THE PROPOSED PROJECT INVOLVES THE PRELIMINARY DESIGN, FINAL DESIGN AND CONSTRUCTION OF STORM SEWER IMPROVEMENTS WITHIN THE AREA BOUNDED BY S.W. 8 STREET, N.W. 7 STREET, W. 57 AVENUE &amp; W. 61 AVENUE. THESE IMPROVEMENTS MAY CONSISTS OF EXFILTRATION TRENCH, CATCH BASINS, MANHOLES, STORM SEWER PIPES, PUMP STATIONS AND SURFACE RESTORATION. IT MAY ALSO INCLUDE EXISTING DAMAGED SIDEWALK REPLACEMENT, RE-SOD OF SWALES, MILLING &amp; RESURFACING OF AFFECTED ROADWAYS AND ADA COMPLIANT RAMPS WITHIN THE PROJECT LIMITS IF SUFFICIENT FUNDS ARE AVAILABLE OR NEWLY IDENTIFIED.</p> <p>FOR QUESTIONS OR MORE DETAILS REGARDING THE PROJECT, PLEASE CONTACT JOSE L. LAGO, P.E., PROJECT MANAGER, AT 305-416-1252.</p>
---------------	--

NOTES	
-------	--

FUND SOURCES	<b>Homeland Defense Bond Funds</b>		
	Fund:	CIP # 352269	Fiscal Year Available Amount: \$3,000,000
	Fund:	CIP #	Amount:
	Fund:	CIP #	Amount:
	Fund:	CIP #	Amount:
	Fund:	CIP #	Amount:
	Fund:	CIP #	Amount:
TOTAL ALLOCATED AMOUNT:			\$0

VALIDATION	Project Manager: <u>JOSE L. LAGO, P.E.</u>		Date: <u>11/4/2004</u>
	Sr. Project Manager: <u>CESAR GONZALEZ</u>		Date: <u>11/04/04</u>
	Reviewed by: <u>CIP Budget Administrator</u>		Date: <u>11-10-04</u>
	Accepted by: <u>Director of the Client Department</u>		Date: <u>11/16/04</u>



**City of Miami, Florida  
WORK ORDER FOR PROFESSIONAL SERVICES**

<b>CONTRACT</b>	<b>CITY CONTINUING SERVICE CONTRACT FOR</b> Civil Engineering		
	<b>Contract Effective Dates:</b> START 10/6/04 END: 10/6/05		<b>Contract Number</b> K-04-00648
	<b>Contract Authorization:</b> <input type="checkbox"/> Resolution <input checked="" type="checkbox"/> City Code Section Number Section 18-87		
	<b>CITY WORK ORDER NUMBER</b> 2	<b>Prior Work Orders Issued</b> 1	<b>Number</b> 1
	<b>WORK ORDER EFFECTIVE DATE</b> 11/17/04		<b>REQUIRED COMPLETION DATE</b> 11/15/2004 - 04/2005

<b>CONSULTANT</b>	<b>CONSULTANT FIRM</b> T.Y. Lin International / H.J. Ross		
	<b>OFFICE LOCATION</b> 201 Alhambra Circle, Suite 900		
	<b>CITY</b> Coral Gables	<b>STATE</b> Florida	<b>ZIP</b> 33134
	<b>CONTACT NAME</b> Polidoro Africano, P.E.		<b>TITLE</b> Drainage Group Leader

<b>PROPOSAL</b>	<b>PROJECT NAME</b> Tamiami Storm Sewer Improvements Project	<b>PROJECT NUMBER</b> B-50706
	<b>BRIEF SCOPE OF WORK</b> The project consists of the preliminary drainage design including a Stormwater General Development Report for storm sewer improvements within the area bounded by W. 61 Avenue, W. 57 Avenue, N.W. 7 Street, and S.W. 8 Street. A final design option shall be selected from this preliminary design phase and included in another work order. <i>As further detailed in attached Consultant Work Order Proposal</i>	
	<b>Consultant Proposal Date</b> 11/2/04	<b>Consultant Project Manager</b> Polidoro Africano, P.E.

<b>COMPENSATION SUMMARY</b>	<b>MAJOR TASKS / WORK PHASES</b>	<b>DELIVERABLE</b>	<b>DUE</b>	<b>FEE</b>	<b>FEE BASIS</b>
	Data Gathering & Site Visits	Refer to Attached	1/21/05	\$11,368.00	Lump Sum, Not to Exceed Fee
	Subconsultant Coordination	Refer to Attached	1/21/05	\$3,944.00	Lump Sum, Not to Exceed Fee
	Surveying & Geotechnical Services	Refer to Attached	1/21/05	\$82,500	Lump Sum, Not to Exceed Fee
	Coordination with Regulatory Agencies	Refer to Attached	1/28/05	\$2,668.00	Lump Sum, Not to Exceed Fee
	Hydrodynamic Model of Exist. And Prop.	Refer to Attached	2/25/05 & 3/18/05	\$33,408.00	Lump Sum, Not to Exceed Fee
	Stormwater General Development Report	Refer to Attached	4/8/05	\$25,172.00	Lump Sum, Not to Exceed Fee
	Project Management	Refer to Attached	N.A.	\$13,340.00	Lump Sum, Not to Exceed Fee
	<b>All Professional CONSULTANT FEES</b>			\$172,400.00	SUBTOTAL
	Allowance For Reimbursable Expenses			\$2,600.00	Direct Expense
	Allowance For Additional Services (if any)			\$5,000.00	Hourly Rate, Not to Exceed
	<b>TOTAL MAXIMUM AMOUNT</b>			\$180,000.00	Lump Sum, Not to Exceed Fee

<b>FUNDING AND INCORPORATED DOCUMENTS</b>	<b>OTHER NOTES</b>			
	Estimated Construction Cost \$1,672,000			
	<b>FUNDING SOURCE(S)</b>	Homeland Defense Bonds CIP NO. 352269	\$3,000,000	\$
			\$	\$
<i>This Work Order shall be performed in accordance with the above-referenced Contract, and incorporates by reference all documents described below:</i>				
1. Contract referenced above      2. Proposal referenced above      3. Requirements of City Authorization      4. Other (list)				

<b>APPROVALS</b>	<b>Name</b>	<b>Signature</b>	<b>Title</b>	<b>Date</b>
Prepared By	Jose L. Lago, P.E.	<i>[Signature]</i>	Professional Engineer III	11/15/04
Approved By	Cesar Gonzalez	<i>[Signature]</i>	Team Leader Horizontal projects	11/15/04
Approved By			Construction Team Leader	
Approved By		<i>[Signature]</i>	Director	11/17/04
Accepted By Consultant				

# APPROVED

By J. H. Ross  
Date 11/15/04

**TY LIN INTERNATIONAL / H.J. ROSS**

201 Alhambra Circle, Suite 900 Coral Gables, Florida 33134  
Tel. 305.567.1888 • Fax. 305.567.1771 • EMAIL: hjross@hjross.com

## CONSULTANT WORK ORDER PROPOSAL

TY Lin International / H.J. Ross proposes to provide the services identified below for the project entitled "**Tamiami Storm Sewer Improvements Project, B-50706**", pursuant to its Professional Service Agreement with the City of Miami for Storm Water Sewer/Road Improvement/Dredging Projects services, dated **October 6, 2004**.

### I. GENERAL

The City of Miami Department of Capital Improvements (CITY) proposes to provide drainage improvements for the area known as Tamiami Storm Sewer Improvements Project. The project covers the area bounded on the north by N.W. 7<sup>th</sup> Street, on the south by S.W. 8<sup>th</sup> Street between 57<sup>th</sup> Avenue and 61<sup>st</sup> Avenue. T.Y. Lin International / H.J. Ross (CONSULTANT) will provide preliminary drainage design services to reduce the flooding within this area of the City. The preliminary drainage design will be based on topographic surveys and geotechnical explorations along with available data gathered from the CITY and other sources. The data gathered will be used to develop a hydrodynamic model of the existing and proposed conditions and documented in a report format along with estimated cost comparisons for the drainage improvement alternatives in this area.

### II. SCOPE OF WORK

The specific work scope tasks to be performed by CONSULTANT and their subconsultants are:

#### II.1 DATA GATHERING AND SITE VISITS

CONSULTANT will assemble existing information including: record drawings of existing utilities, topographic information, USGS Quad maps, FEMA flood maps, City drainage Atlas, aerial photographs, NRCS soils maps, plats, photographic or written documentation of past flooding conditions, as-built plans of drainage improvements, City Master Drainage plans and reports, other drainage studies or reports affecting the project area, etc.

CONSULTANT will conduct site visits to determine any existing conditions that may have an effect on the proposed improvements including the presence of major overhead transmission lines, the presence of grandfather trees, etc. CONSULTANT will document the site visits with dated digital photographs of identified areas. During the site visits, CONSULTANT may also interview residents to qualitatively assess historical flooding conditions.

#### II.2 SUBCONSULTANT COORDINATION

CONSULTANT will retain a registered surveyor to obtain topographic information necessary to perform the preliminary drainage design services. CONSULTANT will also retain a geotechnical firm to provide subsurface explorations necessary to perform the preliminary drainage design services. CONSULTANT will coordinate with the surveyor and geotechnical engineer to prepare a scope of work for this preliminary drainage design. CONSULTANT will conduct meetings with these subconsultants, review their work, and coordinate with them to obtain the required services and deliverables.

### **II.3 SURVEYING SERVICES**

The project surveyor will provide a survey showing the following information:

1. Topographic Survey consisting of street cross section elevations @ 100 feet intervals, intersections, and at locations where a change of grade exists.
2. Rim elevation; invert elevation, pipe type and size for all drainage and sewer structures.
3. Surveyor will plot this information on a CITY provided digital base map.

CONSULTANT will determine extent of any additional survey information required once the preliminary model results are available. Survey elevations shall be based on City of Miami datum.

### **II.4 GEOTECHNICAL SERVICES**

The project geotechnical engineer will perform subsurface soil explorations including hand augers, determination of seasonal high groundwater surface elevations, standard percolation tests, soil classification and preparation of a written report.

The geotechnical engineer will layout all boring and percolation test locations, contact Sunshine One-Call and meet all utility location personnel to avoid damage to underground utilities. Once field services are completed, a geotechnical engineer will visually classify soil samples and a written report of the test findings will be prepared. The report will address the following items:

1. Soil test boring records with material descriptions and depth to groundwater.
2. Determination of engineering characteristics of the subsurface materials encountered including classification, thickness, location and soil stratum.
3. Calculation and reporting of the soil's hydraulic conductivity  $k$  value.

### **II.5 COORDINATION WITH REGULATORY AGENCIES**

CONSULTANT will conduct pre-application meetings with relevant permitting agencies such as Miami-Dade Department of Environmental Resources Management (DERM), the South Florida Water Management District (SFWMD), Florida Department of Transportation (FDOT), and the Miami-Dade Department of Public Works. CONSULTANT will conduct these meetings to assess any agency requirements that may affect the preliminary drainage design of the project.

### **II.6 HYDRODYNAMIC MODEL OF EXISTING CONDITIONS**

Based on the above five tasks, CONSULTANT will prepare a hydrodynamic model of the existing conditions within the project limits. CONSULTANT will utilize either the computer program *AdICPR* or *XP-STORM* to perform the hydrologic and hydraulic calculations for the existing conditions. Hydrologic rainfall data used for the model will be based on published rainfall amounts and distributions obtained from SFWMD or DERM. CONSULTANT will perform the hydrodynamic model of the existing conditions for the following storm events: 5-year/24-hour, 10-year/72-hour, 25-year/72-hour, and 100-year/72-hour.

CONSULTANT will document the depth and flood duration for each critical junction during each storm event. Once the flooding areas and levels of flooding have been identified, CONSULTANT will establish existing conditions Levels of Service (LOS) and will rank and prioritize the flood problem areas for approval by the CITY.

## **II.7 HYDRODYNAMIC MODEL OF PROPOSED IMPROVEMENTS**

Based on the above CITY approved list of flood problem area priority sites, CONSULTANT will prepare a hydrodynamic model for up to three proposed alternatives to improve the existing conditions LOS within the project limits. Proposed drainage improvement alternatives may include exfiltration trenches, gravity storm sewers, detention/retention facilities, and pump stations. CONSULTANT will perform the hydrodynamic model of the proposed conditions for the following storm events: 5-year/24-hour, 10-year/72-hour, 25-year/72-hour, and 100-year/72-hour.

## **II.8 STORMWATER GENERAL DEVELOPMENT REPORT**

CONSULTANT will prepare a Stormwater General Development Report with sufficient detail to depict proposed improvements and to document the findings of this project including:

1. Description of existing conditions, data gathered, documentation of meetings with regulatory agencies and a discussion of design criteria.
2. Description and recommendations of geotechnical exploration and conditions.
3. Hydrologic and hydraulic model results for each storm event for the existing conditions with levels of service.
4. Hydrologic and hydraulic model results documenting the depth and flood duration for each of the proposed alternatives for every storm event.
5. Stormwater General Development Plan (1"=200') for each proposed alternative showing any potential utility conflicts.
6. Levels of service afforded to accommodate the modeled storm events.
7. A preliminary estimate of probable construction cost for each proposed alternative.

CONSULTANT will then present the Stormwater General Development Report to the CITY for final approval before continuing with the Design phase services (to be negotiated).

## **II.9 PROJECT MANAGEMENT**

CONSULTANT will prepare monthly written progress reports that include project information, project description, status description of each task item, updates on project schedules and budgets, and identification of any problems that may affect the project schedule, scope, or budget. CONSULTANT will conduct a monthly meeting with the CITY project manager to maintain steady communication. CONSULTANT will provide project management duties required to control the project including quality, schedule and budget. CONSULTANT will conduct internal monthly meetings with key project staff for the life of the project. CONSULTANT will maintain a program of quality control on this project, including review of work products by subconsultants.

### III. SUBCONSULTANTS

The below listed Sub-Consultants will assist in the performance of the Work.

SubConsultant Name	Specialty or Expertise
J. Bonfill & Associates, Inc.	Surveying services
Professional Engineering Inspection Company	Geotechnical Engineering

### IV. SCHEDULE OF WORK – TIME OF PERFORMANCE

CONSULTANT shall submit the Deliverables and perform the Work as depicted in the tables below

SCHEDULE OF DELIVERABLES		
Task ID	Drawing Name or Deliverable	Delivery Date
II.1	Copies of correspondence, photographs, copies of minutes of meetings.	21-Jan-05
II.2	Copies of correspondence.	21-Jan-05
II.3	One signed and sealed survey drawing and an electronic file on disk.	21-Jan-05
II.4	Two signed and sealed original Geotechnical Reports.	21-Jan-05
II.5	Minutes of meetings and copies of correspondence.	28-Jan-05
II.6	Summary of tabular results.	25-Feb-05
II.7	Summary of tabular results.	18-Mar-05
II.8	Three copies of draft report and five originals of final report and electronic file.	08-Apr-05

SCHEDULE OF WORK				
Task ID	Task Name and/or Activity Description	Duration (weeks)	Projected Start Date	Projected Finish Date*
II.1	Data Gathering and Site Visits	10.0	15-Nov-04	21-Jan-05
II.2	Subconsultant Coordination	10.0	15-Nov-04	21-Jan-05
II.3	Surveying Services	8.0	29-Nov-04	21-Jan-05
II.4	Geotechnical Services	4.0	27-Dec-04	21-Jan-05
II.5	Coordination with Regulatory Agencies	2.0	17-Jan-05	28-Jan-05
II.6	Hydrodynamic Model of Existing Conditions	5.0	24-Jan-05	25-Feb-05
II.7	Hydrodynamic Model of Proposed Improvements	4.0	21-Feb-05	18-Mar-05
II.8	Stormwater General Development Report	5.0	07-Mar-05	08-Apr-05

\* The above schedule assumes CITY will issue a Written Notice to Proceed on November 15, 2004.

### V. COMPENSATION

Consultant shall perform the Work detailed in this Proposal for a Lump Sum, Not to Exceed fee of One Hundred Eighty Thousand dollars and 00 cents (\$180,000.00). Said fee includes an allowance for Reimbursable Expenses required in connection with the Work, which shall be established in an amount not to exceed \$2,600.00. Said Reimbursable Expenses shall be utilized in accordance with the Agreement Provisions and shall conform to the limitations of Florida Statutes § 112.061. In addition, said fee includes an allowance for additional services required in connection with the Work, which shall be established in an amount not to exceed \$5,000.00.



<b>SUMMARY OF COMPENSATION</b>			
<b>Task ID</b>	<b>Task Name and/or Activity Description</b>	<b>Fee Amount</b>	<b>Fee Basis</b>
II.1	Data Gathering and Site Visits	\$11,368.00	Lump Sum, Not to Exceed
II.2	Subconsultant Coordination	\$3,944.00	Lump Sum, Not to Exceed
II.3	Surveying Services	\$75,000.00	Lump Sum, Not to Exceed
II.4	Geotechnical Services	\$7,500.00	Lump Sum, Not to Exceed
II.5	Coordination with Regulatory Agencies	\$2,668.00	Lump Sum, Not to Exceed
II.6	Hydrodynamic Model of Existing Conditions	\$21,228.00	Lump Sum, Not to Exceed
II.7	Hydrodynamic Model of Proposed Improvements	\$12,180.00	Lump Sum, Not to Exceed
II.8	Stormwater General Development Report	\$25,172.00	Lump Sum, Not to Exceed
II.9	Project Management	\$13,340.00	Lump Sum, Not to Exceed
	<b>Sub-Total =</b>	<b>\$172,400.00</b>	Lump Sum, Not to Exceed
	Allowance for Additional Services	\$5,000.00	Hourly Rate, Not to Exceed
	Allowance for Reimbursable Expenses	\$2,600.00	Direct Expense
	<b>Total =</b>	<b>\$180,000.00</b>	

**VI. ALLOWANCE FOR ADDITIONAL SERVICES**

CONSULTANT may use the allowance for additional services requested by and at the discretion of the CITY.

**VII. DATA PROVIDED BY CITY**

CITY shall provide if available:

1. Aerial photographs in digital form of the study area.
2. GIS layers/data on soils, land use, and impervious area.
3. Copies of existing drainage studies for the project area.
4. A digital map of the project area to be used by the surveyor as a base map.
5. As-built plans for existing City-owned facilities with elevations of underground utilities.

**VIII. PROJECT MANAGER**

CONSULTANT'S Project Manager for this Work Order assignment will be Polidoro Africano, P.E.

Submitted by: Polidoro Africano  
 Polidoro Africano, P.E. / Project Manager

Prepared by: Polidoro Africano  
 Polidoro Africano, P.E. / Project Manager

**ESTIMATE OF WORK EFFORT AND COST - PRIME CONSULTANT**

Consultant Name: TY Lin International / HJ Ross  
 Consultant No.: 855010.00  
 Date: November 4, 2004  
 Estimator: Polidoro Africano, P.E.

Name of Project: Tamiami Storm Sewer Improvements Project  
 Project B#: 50706

**STAFF CLASSIFICATION**

Job Classification Staff Applicable Rate	Project Manager Rate: \$48.00		Project Engineer Rate: \$36.00		Designer Rate: \$32.00		Engineering Intern Rate: \$28.00		Clerical Rate: \$16.00		Chief Engineer Rate: \$56.00		Rate:		Staff Hours By Activity	Salary Cost By Activity	Average Rate Per Task
	Man hours	Cost/ Actvty	Man hours	Cost/ Actvty	Man hours	Cost/ Actvty	Man hours	Cost/ Actvty	Man hours	Cost/ Actvty	Man hours	Cost/ Actvty	Man hours	Cost/ Actvty			
	Work Activity																
II.1 Data Gathering and Site Visits	16	\$768	20	\$720	38	\$1,216	40	\$1,120	6	\$96					120	\$3,920.00	\$32.67
II.2 Subconsultant Coordination	12	\$576	12	\$432	2	\$64	8	\$224	4	\$64					38	\$1,360.00	\$35.79
II.3 Surveying Services (see below)																	#DIV/0!
II.4 Geotechnical Services (see below)																	#DIV/0!
II.5 Coordination with Regulatory Agencies	6	\$288	6	\$216	4	\$128	4	\$112	4	\$64	2	\$112			26	\$920.00	\$35.38
II.6 Hydrodynamic Model of Existing Conditions	26	\$1,248	60	\$2,160	94	\$3,008	30	\$840	4	\$64					214	\$7,320.00	\$34.21
II.7 Hydrodynamic Model of Proposed Improvements	14	\$672	40	\$1,440	38	\$1,216	30	\$840	2	\$32					124	\$4,200.00	\$33.87
II.8 Stormwater General Development Report	39	\$1,872	52	\$1,872	76	\$2,432	74	\$2,072	20	\$320	2	\$112			263	\$8,680.00	\$33.00
II.9 Project and Quality Management	49	\$2,352	48	\$1,728			6	\$168	8	\$128	4	\$224			115	\$4,600.00	\$40.00
II.10																	#DIV/0!
II.11																	#DIV/0!
II.12																	#DIV/0!
II.13																	#DIV/0!
II.14																	#DIV/0!
II.15																	#DIV/0!
II.16																	#DIV/0!
<b>Total Staff Hours</b>	162		238		252		192		48		8				900		
<b>Total Staff Cost</b>		\$7,776.00		\$8,568.00		\$8,064.00		\$5,376.00		\$768.00		\$448.00				\$31,000.00	\$34.44

**Total % of Work by Classification**

18%      26%      28%      21%      5%      1%

Check = 100.0%  
 Check = \$31,000.00

Form Revised 8/16/04

Survey Field Days for Subconsultant  
 3 - Person Crew  
 4 - Person Crew

NEGOTIATED FEE  
 ADJUSTED FEE (INCLUDING 2.9 MULTIPLIER)

\$31,000.00  
 \$89,900.00

Survey (3 man crew)      3-man crew days @      \$ - / day  
 Survey (4 man crew)      4-man crew days @      \$ - / day

**SUBTOTAL ESTIMATED FEE: \$89,900.0**

Subconsultant: Sub1  
 Subconsultant: Sub2  
 Subconsultant: Sub3  
 Subconsultant: Sub4  
 Subconsultant: Sub5

**SUBTOTAL ESTIMATED FEE: \$89,900.00**

Surveying Services (J. Bonfill & Associates, Inc.) \$75,000.00  
 Geotechnical Services (PEICO) \$7,500.00

**SUBTOTAL ESTIMATED FEE: \$172,400.00**

Additional Services (Allowance) \$5,000.00  
 Reimbursables (Allowance) \$2,600.00

**GRAND TOTAL ESTIMATED FEE: \$180,000.00**

- Notes:
- This sheet is to be used by Prime Consultant to calculate the Grand Total Fee.
  - Manually enter fee from each subconsultant. Unused subconsultant rows may be hidden
  - The basis for work activity descriptions shall be the FICE/FDOT Standard Scope and Staff Hour Estimation Handbook.

**J. BONFILL & ASSOCIATES, INC.****Architects & Land Surveyors**

AA-C0002050 - LB-0003398

9360 Sunset Drive Suite 265 Miami, Florida 33173

Tel: (305) 598-8383 Fax: (305) 598-0023 Email: benny@jbonfill.com

**Submitted to:**

T. Y. Lin / H. J. Ross Associates, Inc.  
201 Alhambra Circle Suite 900  
Coral Gables, Florida 33134

November 4<sup>th</sup>, 2004.**Attn:****MARIANO VALLE, PE.****In reference to:**

City of Miami Storm Sewer Improvement Project for an Area located between N.W. 7<sup>th</sup> Street & S.W. 8<sup>th</sup> Street and S.W. 57<sup>th</sup> Avenue & S.W. 62<sup>nd</sup> Avenue (Approximately 65,400 Linear Feet of Streets)

Dear Mr. Valle:

Pursuant to your request regarding a fee estimate for surveying and mapping services for the above referenced project, the following proposal for same is hereby submitted for your consideration:

**Scope of Services:**

1. Specific Purpose Survey.
2. Cross-sections elevations at approximately 100 feet intervals including of the following:
  - \_ Centerline of Roadway
  - \_ Swale Area
  - \_ Back of Walk
3. Rim elevation, Invert elevation, pipe, type and size for all drainage and sewer structures.

**Time frame:**

40 Forty working days weather permitting.

**Items to be delivered:**

J. Bonfill and Associates, Inc. will provide client digital files in AutoCAD release 2000.

**Qualifications:**

1. **Rule of Law:** All field and office efforts in connection with this project will be performed in strict accordance with the applicable provisions of the "Minimum Technical Standards for Land Surveying in the State of Florida", pursuant to Rule 61G17-6, Florida Administrative.
2. Requests for service not specifically enumerated in this Letter of Proposal will be addressed via separate response if so required and will be billed as per 2004 hourly rates.
3. All Survey work to be done in U.S. feet and Elevations in City of Miami Datum.

Estimated fee:

Our estimated fee to perform these Services is a lump sum not to exceed Seventy Five Thousand dollars (\$75,000.00) for the Survey.

Payments Terms:

J. Bonfill will invoice upon completion of job. If payment is not received within 10 days of the invoice date, a late charge may be added to the invoice in the amount not to exceed 1% per month on the outstanding balance. It is understood that this agreement is between J. Bonfill and Associates and the addressee and payment is not contingent on payment from a third party unless other written agreements or guarantees are agreed to by both parties and attached hereto. No waiver shall be construed as a modification or amendment to these payment terms unless expressly stated in writing by J. Bonfill & Associates, Inc. Should at any time during the project the Client find it necessary to discontinue the services described above, or if the parties mutually decide to terminate this contract, the Client will compensate J. Bonfill and Associates, Inc. on an hourly basis for the percentage of work completed plus reimbursable expenses. Lump Sum Fees are fixed for a period of three month from the date of this proposal. If the work has not been initiated within this three-month period, J. Bonfill and Associates, Inc. reserves the right to terminate or renegotiate this proposal.

By acceptance of this proposal, the signing person represents and warrants to The Surveyor, that it is authorized to enter and accept the proposal on behalf of and bind T. Y. Lin / H.J. Ross Associates, Inc. If acceptable, a space is provided for an authorized signature. We will consider the return of the signed original letter as our legal contract and Notice to Proceed. By signing below I APPROVE AND ACCEPT this letter as a legal contract and read and agree to the payment terms as set forth above.

By: \_\_\_\_\_ Date: \_\_\_\_\_

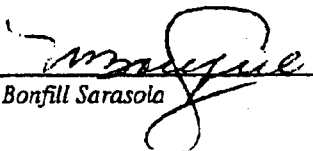
(Authorized Signature)

\_\_\_\_\_  
(Typed or printed name)

Title: \_\_\_\_\_

On behalf of J. Bonfill & Associates, Inc., I thank you for this opportunity to present this proposal for your consideration and look forward to your favorable response. In the interim, if there is anything we can do to be of service in this or any other matter, please do not hesitate to call me directly at 305.598.8383.

Sincerely yours,



Marilyn Bonfill Sarasola



November 5, 2004

T. Y. Lin International/H. J. Ross  
201 Alhambra Circle, Suite 900  
Coral Gables, Florida 33134

Via Facsimile 305-567-1771

Attention: Mr. Polidoro Africano, P.E.

Subject: Geotechnical Engineering Consulting Services  
Drainage Improvement Testing  
Tamiami Storm Sewer Improvements Project (B-50706)  
IL Proposal #93-11-950 R-1

Dear Mr. Africano:

Intercounty Laboratories-USL, Inc. (IL) is pleased to submit for your consideration this proposal to perform the geotechnical services on the referenced project. It is our understanding that T. Y. Lin International/H. J. Ross (TYLI) is preparing a drainage improvement plan for the area bounded on the north N.W. 7<sup>th</sup> Street, on the south by S.W. 8<sup>th</sup> Street between 57<sup>th</sup> Avenue and 61<sup>st</sup> Avenue in West Miami, Miami-Dade County, Florida.

In support of this design effort, TYLI requires test borings and exfiltration tests within the right of way of the area to determine the subsurface characteristics, including groundwater levels, soil classification, soil stratum thickness and hydraulic conductivity rates for the soils underlying the area.

#### Scope of Services

IL proposes to perform 14 test borings and percolation tests. The percolation tests will be performed in accordance with the South Florida Water Management District Usual Open Hole Tests method and the test borings in accordance with the Standard Penetration Test, ASTM D 1586.

IL will endeavor to prevent damage to underground utility lines by calling for utility clearances prior to the start of drilling. IL proposes to provide written test reports that will provide the details and results of the tests, as well as a description of the test location.

T. Y. Lin International/H. J. Ross  
Tamiami Storm Sewer Improvements Project (B-50706)  
November 5, 2004  
Page 2 of 3

### FEE PROPOSAL


IL will provide the foregoing geotechnical services for the following fees:

Description of Service	Unit Price
Mobilization	\$500.00
Layout and Utility Clearance - 8 hours at \$65.00/hour	\$520.00
10 SFWMD Percolation Tests 15' deep - \$300.00 each	\$3,000.00
10 SPT Borings 15' deep - \$210.00 each	\$2,100.00
Engineering Report - Lump sum	\$1,375.00
Total Lump Sum Fee	\$7,495.00

Any authorized (in writing) additions to this testing program will be charged at the unit rates shown above. The foregoing rates are conditional upon the site being accessible to a standard 4-wheel drive, truck-mounted drilling rig. Please acknowledge your acceptance of this proposal and the attached Terms and Conditions by signing and returning the attached Proposal Acceptance Agreement.

Thank you for considering IL for your professional service needs and we look forward to our continued association.

Respectfully submitted,  
Intercounty Laboratories-USL, Inc.



Steven E. Black, P.E., FLAC  
Regional Vice President

Attachments: Proposal Acceptance Agreement  
Terms & Conditions

DEPARTMENT OF CAPITAL IMPROVEMENTS

PROJECT OVERVIEW FORM



1. DATE: 3/22/05

DISTRICT: 4

NAME OF PROJECT: FAIRLAWN STORM SEWER IMPROVEMENTS PROJECT, PHASE III DESIGN SERVICES

INITIATING DEPARTMENT/DIVISION:

INITIATING CONTACT PERSON/CONTACT NUMBER: Jose Lago (305) 416-1090

C.I.P. DEPARTMENT CONTACT: Capital Improvements - Jorge Cano

RESOLUTION NUMBER: CIP/PROJECT NUMBER: 352284

ADDITIONAL PROJECT NUMBER: (IF APPLICABLE)

2. BUDGETARY INFORMATION: Are funds budgeted? YES NO If yes,

TOTAL DOLLAR AMOUNT: \$548,000

SOURCE OF FUNDS: Fairlawn Storm Sewers- Phase III

ACCOUNT CODE(S): CIP #352284

If grant funded, is there a City match requirement? YES NO

AMOUNT: EXPIRATION DATE:

Are matching funds Budgeted? YES NO Account Code(s):

Estimated Operations and Maintenance Budget

3. SCOPE OF PROJECT:

Individuals / Departments who provided input:

DESCRIPTION OF PROJECT: The proposed project involves the preliminary design, final design and construction of Storm Sewer Improvement within the area bounded by SW 8 St, West Flagler St, SW 47 Avenue & SW 57 Avenue. These improvements may consist of exfiltration trench, catch basins, manholes, storm sewer pipes, pump stations and surface restoration. It may also include existing damaged sidewalks replacements, re-sod of swales, milling & resurfacing of affected roadways and ADA compliant ramps within the project limits if sufficient funds are available or newly identified.

ADA Compliant? YES NO N/A

Approved by Audit Committee? YES NO N/A DATE APPROVED: 3/15/05

Approved by Bond Oversight Board? YES NO N/A DATE APPROVED: 3/22/05

Approved by Commission? YES NO N/A DATE APPROVED:

Community Mtg/Dist. Commissioner Approval? YES NO N/A DATES:

Revisions to Original Scope? YES NO (If YES see Item 5 below)

Time Approval 6 months 12 months Date for next Oversight Board Update:

4. CONCEPTUAL COST ESTIMATE BREAKDOWN

Has a conceptual cost estimate been developed based upon the initial established scope? YES NO If yes,

DESIGN COST:

CONSTRUCTION COST:

Is conceptual estimate within project budget? YES NO

If not, have additional funds been identified? YES NO

Source(s) of additional funds:

Approved by Commission? YES NO N/A DATE APPROVED:

Approved by Bond Oversight Board? YES NO N/A DATE APPROVED:

5. REVISIONS TO ORIGINAL SCOPE

Individuals / Departments who provided input:

Justifications for change:

Description of change:

Fiscal Impact YES NO HOW MUCH?

Have additional funds been identified? YES NO

Source(s) of additional funds:

Time impact

Approved by Commission? YES NO N/A DATE APPROVED:

Approved by Bond Oversight Board? YES NO N/A DATE APPROVED:

6. COMMENTS: City Staff will provide a presentation regarding future Pump Stations and Storm Sewer Projects and an estimated time table for these projects at the Bond Oversight Meeting of 3/22/05.

APPROVAL: [Signature] BOND OVERSIGHT BOARD

DATE: 3/22/05



**PROJECT ANALYSIS FORM**  
 Department of Capital Improvements  
 City of Miami

Date Prepared:	11/4/2004
Revised Date:	
Revised Date:	
Revised Date:	

<b>PROJECT NAME: FAIRLAWN STORM SEWER IMPROVEMENTS PROJECT, PHASE III</b>		
<b>ADDRESS / LOCATION:</b> REFER TO PROJECT SCOPE BELOW	<b>PROJECT No.:</b>	B-50704
<b>NET OFFICE:</b> Flagami	<b>DISTRICT:</b>	D4
<b>CLIENT DEPT:</b>	<b>EST. PROJECT COST:</b>	\$2,478,500
<b>CLIENT CONTACT:</b>	<b>TEL.:</b>	<b>ALLOCATED FUNDS:</b> \$0
<b>PROJECT MANAGER:</b> JOSE L. LAGO, P.E.	<b>TEL.:</b> 305-416-1252	<b>PROCUREMENT:</b> Formal Bid
<b>CONSTR. MANAGER:</b>	<b>TEL.:</b>	<b>PROJECT TEAM:</b>
<b>INSPECTOR / CEO:</b>	<b>TEL.:</b>	
<b>EST. DESIGN START:</b> 11/15/2004	<b>EST. BID ADV.:</b> 3/1/2006	<b>EST. CONSTRUCTION START:</b> 9/1/2006
<b>EST. DESIGN END:</b> 2/28/2006	<b>EST. AWARD DATE:</b> 8/1/2006	<b>EST. CONSTRUCTION END:</b> 12/1/2007

<b>PROJECT COST ESTIMATE</b>	<b>PRODUCTION PHASE</b>		Percentage
	A. Design Svcs. - Outside Consultant	Prime Consultant: <u>T.Y. LIN / H.J. ROSS</u>	
	1 Basic Fees:		18.0% \$297,000
	2 Additional Services:		1.0% \$16,500
			<b>SUB-TOTAL: \$313,500</b>
	B. Design Svcs. - CIP		
	1 In-house Basic Design Fee:		0.0% \$0
	2 In-house Additional Design Services:		0.0% \$0
			<b>SUB-TOTAL: \$0</b>
	C. Production Management Services		
	1 Prod. Mgmt. of Outside Consultant by CIP:		4.0% \$66,000
	2 Prod. Mgmt. of Outside Consultant by Industry Partner:		0.0% \$0
			<b>SUB-TOTAL: \$66,000</b>
	D. Miscellaneous Services		
	1 Survey:	Vendor: <u>J. Bonfill &amp; Associates, Inc.</u>	\$150,000
	2 Re-plat:	Vendor:	
	3 Geotechnical Testing:	Vendor: <u>PEICO</u>	\$13,000
	4 Utility Locations (Soft Digs):	Vendor:	
	5 Asbestos Survey:	Vendor:	
	6 Energy / HVAC Calculations:	Vendor:	
	7 Phase I Environmental:	Vendor:	
	8 Phase II Environmental:	Vendor:	
	9 Structural Testing:	Vendor:	
	10 Archeological Survey:	Vendor:	
	11 Other:	Vendor:	
		<b>SUB-TOTAL: \$163,000</b>	
E. Special Fees / Assessments:			
1 DERM (Plans review, environmental permits, etc.):	Fee Waiver <input checked="" type="checkbox"/>		
2 Miami-Dade County Water and Sewer Department (Plan review)			
3 Florida Department of Environmental Protection (Permits):			
4 FDOT (Plans review, inspections, etc.):		\$500	
5 South Florida Water Management District (Permits):		\$5,000	
6 U.S. Army Corps of Engineers (Plans review, permits):			
7 HRS (Plans review, inspections, etc.):			
8 Other:			
		<b>SUB-TOTAL: \$5,500</b>	
<b>PRODUCTION PHASE TOTAL:</b>			<b>\$548,000</b>
<b>CONSTRUCTION PHASE</b>			
F. Construction:	JOC Contractor: _____		
1 Construction Estimate:		\$1,650,000	
2 Contingency Allowance:		10.0% \$165,000	
3 Data & Telecommunication Systems (IT Dept.):			
4 Fixtures, Furniture and Equipment:			
5 WASA System Betterment:			
6 FPL Contribution-in-Aid-of Construction:			
7 Other:			
		<b>SUB-TOTAL: \$1,815,000</b>	



PROJECT COST ESTIMATE	G City and other Gov't Agencies Permit Fees			
	1	City of Miami Permits:	Bldg. Dept. <input type="checkbox"/> Public Works <input checked="" type="checkbox"/>	
	2	Miami-Dade County Impact Fees:		
	3	Miami-Dade County Archeological Monitoring:		
	4	Other:		
	<b>SUB-TOTAL:</b>			<b>\$0</b>
	<b>CONSTRUCTION PHASE TOTAL:</b>			<b>\$1,815,000</b>
	<b>CONSTRUCTION ADMINISTRATION</b>			
	H	Construction Inspection Services - CIP:	0.0%	\$0
	I	Construction Mgmt. - Industry Partner:	4.0%	\$66,000
	J	Construction Engineering Observer (CEO) - Industry Partner	0.0%	\$0
	K	JOC Administration	0.0%	\$0
	<b>CONSTRUCTION ADMINISTRATION TOTAL:</b>			<b>\$66,000</b>
	<b>ADMINISTRATIVE EXPENSES</b>			
	L	CIP Dept. (Mgmt./Budget/Procurement/Comm.):	3.0%	\$49,500
M	Industry Partner Program Mgmt. Support:	0.0%	\$0	
<b>ADMINISTRATIVE EXPENSES TOTAL:</b>			<b>\$49,500</b>	
<b>LAND ACQUISITION EXPENSES</b>				
N	Land Cost:			
O	Transaction Costs:	0.0%	\$0	
<b>LAND ACQUISITION TOTAL:</b>			<b>\$0</b>	
<b>GRAND TOTAL - ESTIMATED PROJECT COST:</b>			<b>\$2,478,500</b>	

**PROJECT SCOPE**

THE PROPOSED PROJECT INVOLVES THE PRELIMINARY DESIGN, FINAL DESIGN AND CONSTRUCTION OF STORM SEWER IMPROVEMENTS WITHIN THE AREA BOUNDED BY SW 8 STREET, WEST FLAGLER STREET, SW 47 AVENUE & SW 57 AVENUE. THESE IMPROVEMENTS MAY CONSISTS OF EXFILTRATION TRENCH, CATCH BASINS, MANHOLES, STORM SEWER PIPES, PUMP STATIONS AND SURFACE RESTORATION. IT MAY ALSO INCLUDE EXISTING DAMAGED SIDEWALK REPLACEMENT, RE-SOD OF SWALES, MILLING & RESURFACING OF AFFECTED ROADWAYS AND ADA COMPLIANT RAMPS WITHIN THE PROJECT LIMITS IF SUFFICIENT FUNDS ARE AVAILABLE OR NEWLY IDENTIFIED.

FOR QUESTIONS OR MORE DETAILS REGARDING THE PROJECT, PLEASE CONTACT JOSE L. LAGO, P.E., PROJECT MANAGER, AT 305-416-1252.

**NOTES**

FUND SOURCES	Fund:	<b>Homeland Defense Bond Funds</b>	CIP # <b>352284</b>	Fiscal Year Available	Amount: <b>\$1,435,000</b>
	Fund:		CIP #		Amount:
	Fund:		CIP #		Amount:
	Fund:		CIP #		Amount:
	Fund:		CIP #		Amount:
	Fund:		CIP #		Amount:
	<b>TOTAL ALLOCATED AMOUNT:</b>				

**VALIDATION**

Project Manager: JOSE L. LAGO, P.E. [Signature] Date: 11/4/2004

Sr. Project Manager: CESAR GONZALEZ [Signature] Date: 11/04/04

Reviewed by: Pilar Saenz [Signature] Date: 11-10-04  
CIP Budget Administrator

Accepted by: [Signature] Jorge Cano Date: 1/7/04  
Director of the Client Department

*Based on bonding above.*

Copies To: CLIENT DEPARTMENT, ALL CIP SECTION CHIEFS, CIP SENIOR ACCOUNTANT, HDR PROGRAM MANAGER



**City of Miami, Florida  
WORK ORDER FOR PROFESSIONAL SERVICES**

<b>CONTRACT</b>	CITY CONTINUING SERVICE CONTRACT FOR <b>Civil Engineering</b>		
	Contract Effective Dates: START <u>10/6/04</u> END: <u>10/6/06</u>		Contract Number <u>K-04-00648</u>
	Contract Authorization: <input type="checkbox"/> Resolution <input checked="" type="checkbox"/> City Code Section		Number <u>Section 18-87</u>
	CITY WORK ORDER NUMBER <u>1</u>	Prior Work Orders Issued <u>0</u> Number <u>N/A</u>	Value <u>03/2005</u> <i>04</i>
	WORK ORDER EFFECTIVE DATE <u>11/17/04</u>		REQUIRED COMPLETION DATE <u>November 19, 2004</u>

<b>CONSULTANT</b>	<b>CONSULTANT FIRM</b> T.Y. Lin International / H.J. Ross		
	<b>OFFICE LOCATION</b> 201 Alhambra Circle, Suite 900		
	<b>CITY</b> Coral Gables	<b>STATE</b> Florida	<b>ZIP</b> 33134
	<b>CONTACT NAME</b> Polidoro Africano, P.E.		<b>TITLE</b> Drainage Group Leader

<b>PROPOSAL</b>	<b>PROJECT NAME</b> Fairlawn Storm Sewer Improvements Project, Phase III	<b>PROJECT NUMBER</b> B-50704
	<b>BRIEF SCOPE OF WORK</b> The project consists of the preliminary drainage design including a Stormwater General Development Report for storm sewer improvements within the area bounded by SW 47 Avenue, SW 57 Avenue, SW 8 <sup>th</sup> Street, and West Flagler Street. A final design option shall be selected from this preliminary design phase and included in another work order. <i>As further detailed in attached Consultant Work Order Proposal</i>	
	<b>Consultant Proposal Date</b> 11/2/04	<b>Consultant Project Manager</b> Polidoro Africano, P.E.

<b>COMPENSATION SUMMARY</b>	MAJOR TASKS / WORK PHASES	DELIVERABLE	DUE	FEE	FEE BASIS	
	Data Gathering & Site Visits	Refer to Attached	1/7/05	\$11,368.00	Lump Sum, Not to Exceed Fee	
	Subconsultant Coordination	Refer to Attached	1/7/05	\$3,944.00	Lump Sum, Not to Exceed Fee	
	Surveying & Geotechnical Services	Refer to Attached	1/7/05	\$82,500	Lump Sum, Not to Exceed Fee	
	Coordination with Regulatory Agencies	Refer to Attached	1/28/05	\$2,668.00	Lump Sum, Not to Exceed Fee	
	Hydrodynamic Model of Exist. And Prop.	Refer to Attached	2/4/05 & 2/25/05	\$33,408.00	Lump Sum, Not to Exceed Fee	
	Stormwater General Development Report	Refer to Attached	3/18/05	\$25,172.00	Lump Sum, Not to Exceed Fee	
	Project Management	Refer to Attached	N.A.	\$13,340.00	Lump Sum, Not to Exceed Fee	
	<b>All Professional CONSULTANT FEES</b>				\$172,400.00	SUBTOTAL
	Allowance For Reimbursable Expenses				\$2,600.00	Direct Expense
Allowance For Additional Services (if any)				\$5,000.00	Hourly Rate, Not to Exceed	
<b>TOTAL MAXIMUM AMOUNT</b>				\$180,000.00	Lump Sum, Not to Exceed Fee	

<b>FUNDING AND INCORPORATED DOCUMENTS</b>	<b>OTHER NOTES</b>				
	Estimated Construction Cost \$1,815,000				
	<b>FUNDING SOURCE(S)</b>	Homeland Defense Bonds CIP NO. 352284	\$1,435,000		\$
			\$		\$
	<p><i>This Work Order shall be performed in accordance with the above-referenced Contract, and incorporates by reference all documents described below:</i></p> <p>1. Contract referenced above      2. Proposal referenced above      3. Requirements of City Authorization      4. Other (list)</p>				

<b>APPROVALS</b>	<b>Name</b>	<b>Signature</b>	<b>Title</b>	<b>Date</b>
	Prepared By Jose L. Lago, P.E.	<i>[Signature]</i>	Professional Engineer III	11/15/04
	Approved By Cesar Gonzalez	<i>[Signature]</i>	Team Leader Horizontal projects	11/15/04
	Approved By		Construction Team Leader	
	Approved By	<i>[Signature]</i>	Director	11/17/04
Accepted By Consultant				

# APPROVED

By J. H. Ross

Date 11/15/04

**TYLIN INTERNATIONAL / H.J. ROSS**

201 Alhambra Circle, Suite 900 Coral Gables, Florida 33134  
Tel. 305.567.1888 • Fax. 305.567.1771 • EMAIL: hjross@hjross.com

## CONSULTANT WORK ORDER PROPOSAL

TY Lin International / H.J. Ross proposes to provide the services identified below for the project entitled "**Fairlawn Storm Sewer Improvements Project, Phase III, B-50704**", pursuant to its Professional Service Agreement with the City of Miami for Storm Water Sewer/Road Improvement/Dredging Projects services, dated **October 6, 2004**.

### I. GENERAL

The City of Miami Department of Capital Improvements (CITY) proposes to provide drainage improvements for the area known as Fairlawn Storm Sewer Improvements Project, Phase III. The project covers the area bounded on the north by Flagler Street, on the south by S.W. 8<sup>th</sup> Street between S.W. 57<sup>th</sup> Avenue and S.W. 47<sup>th</sup> Avenue. T.Y. Lin International / H.J. Ross (CONSULTANT) will provide preliminary drainage design services to reduce the flooding within this area of the City. The preliminary drainage design will be based on topographic surveys and geotechnical explorations along with available data gathered from the CITY and other sources. The data gathered will be used to develop a hydrodynamic model of the existing and proposed conditions and documented in a report format along with estimated cost comparisons for the drainage improvement alternatives in this area.

### II. SCOPE OF WORK

The specific work scope tasks to be performed by CONSULTANT and their subconsultants are:

#### II.1 DATA GATHERING AND SITE VISITS

CONSULTANT will assemble existing information including: record drawings of existing utilities, topographic information, USGS Quad maps, FEMA flood maps, City drainage Atlas, aerial photographs, NRCS soils maps, plats, photographic or written documentation of past flooding conditions, as-built plans of drainage improvements, City Master Drainage plans and reports, other drainage studies or reports affecting the project area, etc.

CONSULTANT will conduct site visits to determine any existing conditions that may have an effect on the proposed improvements including the presence of major overhead transmission lines, the presence of grandfather trees, etc. CONSULTANT will document the site visits with dated digital photographs of identified areas. During the site visits, CONSULTANT may also interview residents to qualitatively assess historical flooding conditions.

#### II.2 SUBCONSULTANT COORDINATION

CONSULTANT will retain a registered surveyor to obtain topographic information necessary to perform the preliminary drainage design services. CONSULTANT will also retain a geotechnical firm to provide subsurface explorations necessary to perform the preliminary drainage design services. CONSULTANT will coordinate with the surveyor and geotechnical engineer to prepare a scope of work for this preliminary drainage design. CONSULTANT will conduct meetings with these subconsultants, review their work, and coordinate with them to obtain the required services and deliverables.

### **II.3 SURVEYING SERVICES**

The project surveyor will provide a survey showing the following information:

1. Topographic Survey with street cross sections @ 100 feet intervals, intersections, and at locations where a change of grade exists.
2. Rim elevation; invert elevation, pipe type and size for all drainage and sewer structures.
3. Surveyor will plot this information on a CITY provided digital base map.

CONSULTANT will determine extent of any additional survey information required once the preliminary model results are available. Survey elevations shall be based on City of Miami datum.

### **II.4 GEOTECHNICAL SERVICES**

The project geotechnical engineer will perform subsurface soil explorations including hand augers, determination of seasonal high groundwater surface elevations, standard percolation tests, soil classification and preparation of a written report.

The geotechnical engineer will layout all boring and percolation test locations, contact Sunshine One-Call and meet all utility location personnel to avoid damage to underground utilities. Once field services are completed, a geotechnical engineer will visually classify soil samples and a written report of the test findings will be prepared. The report will address the following items:

1. Soil test boring records with material descriptions and depth to groundwater.
2. Determination of engineering characteristics of the subsurface materials encountered including classification, thickness, location and soil stratum.
3. Calculation and reporting of the soil's hydraulic conductivity k value.

### **II.5 COORDINATION WITH REGULATORY AGENCIES**

CONSULTANT will conduct pre-application meetings with relevant permitting agencies such as Miami-Dade Department of Environmental Resources Management (DERM), the South Florida Water Management District (SFWMD), Florida Department of Transportation (FDOT), and the Miami-Dade Department of Public Works. CONSULTANT will conduct these meetings to assess any agency requirements that may affect the preliminary drainage design of the project.

### **II.6 HYDRODYNAMIC MODEL OF EXISTING CONDITIONS**

Based on the above five tasks, CONSULTANT will prepare a hydrodynamic model of the existing conditions within the project limits. CONSULTANT will utilize either the computer program *AdICPR* or *XP-STORM* to perform the hydrologic and hydraulic calculations for the existing conditions. Hydrologic rainfall data used for the model will be based on published rainfall amounts and distributions obtained from SFWMD or DERM. CONSULTANT will perform the hydrodynamic model of the existing conditions for the following storm events: 5-year/24-hour, 10-year/72-hour, 25-year/72-hour, and 100-year/72-hour.

CONSULTANT will document the depth and flood duration for each critical junction during each storm event. Once the flooding areas and levels of flooding have been identified, CONSULTANT will establish existing conditions Levels of Service (LOS) and will rank and prioritize the flood problem areas for approval by the CITY.

## **II.7 HYDRODYNAMIC MODEL OF PROPOSED IMPROVEMENTS**

Based on the above CITY approved list of flood problem area priority sites, CONSULTANT will prepare a hydrodynamic model for up to three proposed alternatives to improve the existing conditions LOS within the project limits. Proposed drainage improvement alternatives may include exfiltration trenches, gravity storm sewers, detention/retention facilities, and pump stations. CONSULTANT will perform the hydrodynamic model of the proposed conditions for the following storm events: 5-year/24-hour, 10-year/72-hour, 25-year/72-hour, and 100-year/72-hour.

## **II.8 STORMWATER GENERAL DEVELOPMENT REPORT**

CONSULTANT will prepare a Stormwater General Development Report with sufficient detail to depict proposed improvements and to document the findings of this project including:

1. Description of existing conditions, data gathered, documentation of meetings with regulatory agencies and a discussion of design criteria.
2. Description and recommendations of geotechnical exploration and conditions.
3. Hydrologic and hydraulic model results for each storm event for the existing conditions with levels of service.
4. Hydrologic and hydraulic model results documenting the depth and flood duration for each of the proposed alternatives for every storm event.
5. Stormwater General Development Plan (1"=200') for each proposed alternative showing any potential utility conflicts.
6. Levels of service afforded to accommodate the modeled storm events.
7. A preliminary estimate of probable construction cost for each proposed alternative.

CONSULTANT will then present the Stormwater General Development Report to the CITY for final approval before continuing with the Design phase services (to be negotiated).

## **II.9 PROJECT MANAGEMENT**

CONSULTANT will prepare monthly written progress reports that include project information, project description, status description of each task item, updates on project schedules and budgets, and identification of any problems that may affect the project schedule, scope, or budget. CONSULTANT will conduct a monthly meeting with the CITY project manager to maintain steady communication. CONSULTANT will provide project management duties required to control the project including quality, schedule and budget. CONSULTANT will conduct internal monthly meetings with key project staff for the life of the project. CONSULTANT will maintain a program of quality control on this project, including review of work products by subconsultants.

### III. SUBCONSULTANTS

The below listed Sub-Consultants will assist in the performance of the Work.

SubConsultant Name	Specialty or Expertise
J. Bonfill & Associates, Inc.	Surveying services
Professional Engineering Inspection Company	Geotechnical Engineering

### IV. SCHEDULE OF WORK – TIME OF PERFORMANCE

CONSULTANT shall submit the Deliverables and perform the Work as depicted in the tables below

SCHEDULE OF DELIVERABLES		
Task ID	Drawing Name or Deliverable	Delivery Date
II.1	Copies of correspondence, photographs, copies of minutes of meetings.	07-Jan-05
II.2	Copies of correspondence.	07-Jan-05
II.3	One signed and sealed survey drawing and an electronic file on disk.	07-Jan-05
II.4	Two signed and sealed original Geotechnical Reports.	07-Jan-05
II.5	Minutes of meetings and copies of correspondence.	28-Jan-05
II.6	Summary of tabular results.	04-Feb-05
II.7	Summary of tabular results.	25-Feb-05
II.8	Three copies of draft report and five originals of final report and electronic file.	18-Mar-05

SCHEDULE OF WORK				
Task ID	Task Name and/or Activity Description	Duration (weeks)	Projected Start Date	Projected Finish Date*
II.1	Data Gathering and Site Visits	8.0	15-Nov-04	07-Jan-05
II.2	Subconsultant Coordination	8.0	15-Nov-04	07-Jan-05
II.3	Surveying Services	6.0	15-Nov-04	07-Jan-05
II.4	Geotechnical Services	4.0	13-Dec-04	07-Jan-05
II.5	Coordination with Regulatory Agencies	2.0	18-Jan-05	28-Jan-05
II.6	Hydrodynamic Model of Existing Conditions	5.0	03-Jan-05	04-Feb-05
II.7	Hydrodynamic Model of Proposed Improvements	4.0	31-Jan-05	25-Feb-05
II.8	Stormwater General Development Report	5.0	14-Feb-05	18-Mar-05

\* The above schedule assumes CITY will issue a Written Notice to Proceed on November 15, 2004.

### V. COMPENSATION

Consultant shall perform the Work detailed in this Proposal for a Lump Sum, Not to Exceed fee of One Hundred Eighty Thousand dollars and 00 cents (\$180,000.00). Said fee includes an allowance for Reimbursable Expenses required in connection with the Work, which shall be established in an amount not to exceed \$2,600.00. Said Reimbursable Expenses shall be utilized in accordance with the Agreement Provisions and shall conform to the limitations of Florida Statutes § 112.061. In addition, said fee includes an allowance for additional services required in connection with the Work, which shall be established in an amount not to exceed \$5,000.00.

<b>SUMMARY OF COMPENSATION</b>			
<b>Task ID</b>	<b>Task Name and/or Activity Description</b>	<b>Fee Amount</b>	<b>Fee Basis</b>
II.1	Data Gathering and Site Visits	\$11,368.00	Lump Sum, Not to Exceed
II.2	Subconsultant Coordination	\$3,944.00	Lump Sum, Not to Exceed
II.3	Surveying Services	\$75,000.00	Lump Sum, Not to Exceed
II.4	Geotechnical Services	\$7,500.00	Lump Sum, Not to Exceed
II.5	Coordination with Regulatory Agencies	\$2,668.00	Lump Sum, Not to Exceed
II.6	Hydrodynamic Model of Existing Conditions	\$21,228.00	Lump Sum, Not to Exceed
II.7	Hydrodynamic Model of Proposed Improvements	\$12,180.00	Lump Sum, Not to Exceed
II.8	Stormwater General Development Report	\$25,172.00	Lump Sum, Not to Exceed
II.9	Project Management	\$13,340.00	Lump Sum, Not to Exceed
	<b>Sub-Total =</b>	<b>\$172,400.00</b>	Lump Sum, Not to Exceed
	Allowance for Additional Services	\$5,000.00	Hourly Rate, Not to Exceed
	Allowance for Reimbursable Expenses	\$2,600.00	Direct Expense
	<b>Total =</b>	<b>\$180,000.00</b>	

**VI. ALLOWANCE FOR ADDITIONAL SERVICES**

CONSULTANT may use the allowance for additional services requested by and at the discretion of the CITY.

**VII. DATA PROVIDED BY CITY**

CITY shall provide if available:

1. Aerial photographs in digital form of the study area.
2. GIS layers/data on soils, land use, and impervious area.
3. Copies of existing drainage studies for the project area.
4. A digital map of the project area to be used by the surveyor as a base map.
5. As-built plans for existing City-owned facilities with elevations of underground utilities.

**VIII. PROJECT MANAGER**

CONSULTANT'S Project Manager for this Work Order assignment will be Polidoro Africano, P.E.

Submitted by: Polidoro Africano 11-1-04  
 Polidoro Africano, P.E. / Project Manager

Prepared by: Polidoro Africano 11-1-04  
 Polidoro Africano, P.E. / Project Manager

**ESTIMATE OF WORK EFFORT AND COST - PRIME CONSULTANT**

Name of Project: Fairlawn Storm Sewer Improvements Project, Phase III  
 Project B#: 50704

Consultant Name: TY Lin International / HJ Ross  
 Consultant No.: 855010.00  
 Date: November 1, 2004  
 Estimator: Polidoro Africano, P.E.

**STAFF CLASSIFICATION**

Job Classification Staff Applicable Rate	Project Manager Rate: \$48.00		Project Engineer Rate: \$36.00		Designer Rate: \$32.00		Engineering Intern Rate: \$28.00		Clerical Rate: \$16.00		Chief Engineer Rate: \$56.00		Rate:		Staff Hours By	Salary Cost By	Average Rate Per Task
	Man hours	Cost/ Actvty	Man hours	Cost/ Actvty	Man hours	Cost/ Actvty	Man hours	Cost/ Actvty	Man hours	Cost/ Actvty	Man hours	Cost/ Actvty	Man hours	Cost/ Actvty			
	Work Activity																
II.1 Data Gathering and Site Visits	16	\$768	20	\$720	38	\$1,216	40	\$1,120	6	\$96					120	\$3,920.00	\$32.67
II.2 Subconsultant Coordination	12	\$576	12	\$432	2	\$64	8	\$224	4	\$64					38	\$1,360.00	\$35.79
II.3 Surveying Services (see below)																	#DIV/0!
II.4 Geotechnical Services (see below)																	#DIV/0!
II.5 Coordination with Regulatory Agencies	6	\$288	6	\$216	4	\$128	4	\$112	4	\$64	2	\$112			26	\$920.00	\$35.38
II.6 Hydrodynamic Model of Existing Conditions	26	\$1,248	60	\$2,160	94	\$3,008	30	\$840	4	\$64					214	\$7,320.00	\$34.21
II.7 Hydrodynamic Model of Proposed Improvements	14	\$672	40	\$1,440	38	\$1,216	30	\$840	2	\$32					124	\$4,200.00	\$33.87
II.8 Stormwater General Development Report	39	\$1,872	52	\$1,872	76	\$2,432	74	\$2,072	20	\$320	2	\$112			263	\$8,680.00	\$33.00
II.9 Project and Quality Management	49	\$2,352	48	\$1,728			6	\$168	8	\$128	4	\$224			115	\$4,600.00	\$40.00
II.10																	#DIV/0!
II.11																	#DIV/0!
II.12																	#DIV/0!
II.13																	#DIV/0!
II.14																	#DIV/0!
II.15																	#DIV/0!
II.16																	#DIV/0!
<b>Total Staff Hours</b>	162		238		252		192		48		8				900		
<b>Total Staff Cost</b>		\$7,776.00		\$8,568.00		\$8,064.00		\$5,376.00		\$768.00		\$448.00				\$31,000.00	\$34.44

**Total % of Work by Classification**      18%      26%      28%      21%      5%      1%

Check = 100.0%  
 Check = \$31,000.00

Form Revised 8/18/04

Survey Field Days for Subconsultant 3 - Person Crew 4 - Person Crew
---

NEGOTIATED FEE  
 ADJUSTED FEE (INCLUDING 2.9 MULTIPLIER)

\$31,000.00  
 \$89,900.00

Survey (3 man crew)      3-man crew days @      \$ - / day  
 Survey (4 man crew)      4-man crew days @      \$ - / day

**SUBTOTAL ESTIMATED FEE: \$89,900**

Subconsultant: Sub1  
 Subconsultant: Sub2  
 Subconsultant: Sub3  
 Subconsultant: Sub4  
 Subconsultant: Sub5

**SUBTOTAL ESTIMATED FEE: \$89,900.00**

Surveying Services (J. Bonfill & Associates, Inc.)      \$75,000.00

Geotechnical Services (PEICO)      \$7,500.00

**SUBTOTAL ESTIMATED FEE: \$172,400.00**

Additional Services (Allowance)      \$5,000.00

Reimbursables (Allowance)      \$2,600.00

**GRAND TOTAL ESTIMATED FEE: \$180,000.00**

**Notes:**

- This sheet is to be used by Prime Consultant to calculate the Grand Total Fee.
- Manually enter fee from each subconsultant. Unused subconsultant rows may be hidden
- The basis for work activity descriptions shall be the FICE/FDOT Standard Scope and Staff Hour Estimation Handbook.



**J. BONFILL & ASSOCIATES, INC.**

Registered Architects • Registered Surveyors &amp; Mappers • Land Planners &amp; Developers

**Submitted to:**

**T. Y. LIN INTERNATIONAL / H. J. ROSS**  
201 Alhambra Circle, suite 900  
Coral Gables, Florida 33134

September 25, 2003

**Attn:****MARIANO VALLE, PE.****In reference to:**

City of Miami Storm Sewer Improvement Project for Fairlawn I and Fairlawn III Sites.  
(Approximately 35,000 Linear Feet of Streets)

Dear Mr. Valle:

Pursuant to your request regarding a fee estimate for surveying and mapping services for the above referenced project, the following proposal for same is hereby submitted for your consideration:

**Scope of Services:**

1. Specific Purpose Survey.
2. Trees location within right of way.
3. Location of all driveways.
4. Location of all above ground visible utilities.
5. Rim elevation, Invert elevation, pipe, type and size for all drainage and sewer structures.

**Time frame:**

30 Forty working days weather permitting.

**Items to be delivered:**

J. Bonfill and Associates, Inc. will provide client digital files in AutoCAD release 2000.

**Qualifications:**

1. **Rule of Law:** All field and office efforts in connection with this project will be performed in strict accordance with the applicable provisions of the "Minimum Technical Standards for Land Surveying in the State of Florida", pursuant to Rule 61G17-6, Florida Administrative.
2. Requests for service not specifically enumerated in this Letter of Proposal will be addressed via separate response if so required and will be billed as per 2003 hourly rates.
3. All Survey work to be done in U.S. feet and Elevations in City of Miami Datum.

**Estimated fee:**

Our estimated fee to perform these Services is a lump sum not to exceed Seventy Five Thousand dollars (\$75,000.00) for the Specific Purpose Survey.

**Payments Terms:**

J. Bonfill will invoice upon completion of job. If payment is not received within 10 days of the invoice date, a late charge may be added to the invoice in the amount not to exceed 1% per month on the outstanding balance. It is understood that this agreement is between J. Bonfill and Associates and the addressee and payment is not contingent on payment from a third party unless other written agreements or guarantees are agreed to by both parties and attached hereto. No waiver shall be construed as a modification or amendment to these payment terms unless expressly stated in writing by J. Bonfill & Associates, Inc. Should at any time during the project the Client find it necessary to discontinue the services described above, or if the parties mutually decide to terminate this contract, the Client will compensate J. Bonfill and Associates, Inc. on an hourly basis for the percentage of work completed plus reimbursable expenses. Lump Sum Fees are fixed for a period of three month from the date of this proposal. If the work has not been initiated within this three-month period, J. Bonfill and Associates, Inc. reserves the right to terminate or renegotiate this proposal.

By acceptance of this proposal, the signing person represents and warrants to The Surveyor, that it is authorized to enter and accept the proposal on behalf of and bind H.J. Ross Associates, Inc. If acceptable, a space is provided for an authorized signature. We will consider the return of the signed original letter as our legal contract and Notice to Proceed. By signing below I APPROVE AND ACCEPT this letter as a legal contract and read and agree to the payment terms as set forth above.

By: \_\_\_\_\_ Date: \_\_\_\_\_  
(Authorized Signature)  
\_\_\_\_\_  
(Typed or printed name) Title: \_\_\_\_\_

On behalf of J. Bonfill & Associates, Inc., I thank you for this opportunity to present this proposal for your consideration and look forward to your favorable response. In the interim, if there is anything we can do to be of service in this or any other matter, please do not hesitate to call me directly at 305.598.8383.

Sincerely yours,

  
Jacqueline Bonfill-Gee  
President



November 5, 2004

T. Y. Lin International/H. J. Ross  
201 Alhambra Circle, Suite 900  
Coral Gables, Florida 33134

Via Facsimile 305-567-1771

Attention: Mr. Polidoro Africano, P.E.

Subject: Geotechnical Engineering Consulting Services  
Drainage Improvement Testing  
Fairlawn Storm Sewer Improvements Project, Phase III (B-50704)  
IL Proposal #93-11-949 R-1

Dear Mr. Africano:

Intercounty Laboratories-USL, Inc. (IL) is pleased to submit for your consideration this proposal to perform the geotechnical services on the referenced project. It is our understanding that T. Y. Lin International/H. J. Ross (TYLI) is preparing a drainage improvement plan for the area bounded on the north by Flagler Street, on the south by S.W. 8<sup>th</sup> Street between S.W. 57<sup>th</sup> Avenue and S.W. 47<sup>th</sup> Avenue in West Miami, Miami-Dade County, Florida.

In support of this design effort, TYLI requires test borings and exfiltration tests within the right of way of the area to determine the subsurface characteristics, including groundwater levels, soil classification, soil stratum thickness and hydraulic conductivity rates for the soils underlying the area.

#### Scope of Services

IL proposes to perform 10 test borings and percolation tests. The percolation tests will be performed in accordance with the South Florida Water Management District Usual Open Hole Tests method and the test borings in accordance with the Standard Penetration Test, ASTM D 1586.

IL will endeavor to prevent damage to underground utility lines by calling for utility clearances prior to the start of drilling. IL proposes to provide written test reports that will provide the details and results of the tests, as well as a description of the test location.

T. Y. Lin International/H. J. Ross  
Fairlawn Storm Sewer Improvements Project, Phase III (B-50704)  
November 5, 2004  
Page 2 of 3

### FEE PROPOSAL


IL will provide the foregoing geotechnical services for the following fees:

Description of Service	Unit Price
Mobilization	\$500.00
Layout and Utility Clearance - 8 hours at \$65.00/hour	\$520.00
10 SFWMD Percolation Tests 15' deep - \$300.00 each	\$3,000.00
10 SPT Borings 15' deep - \$210.00 each	\$2,100.00
Engineering Report - Lump sum	\$1,375.00
Total Lump Sum Fee	\$7,495.00

Any authorized (in writing) additions to this testing program will be charged at the unit rates shown above. The foregoing rates are conditional upon the site being accessible to a standard 4-wheel drive, truck-mounted drilling rig. Please acknowledge your acceptance of this proposal and the attached Terms and Conditions by signing and returning the attached Proposal Acceptance Agreement.

Thank you for considering IL for your professional service needs and we look forward to our continued association.

Respectfully submitted,  
Intercounty Laboratories-USL, Inc.



Steven E. Black, P.E., FLAC  
Regional Vice President

Attachments: Proposal Acceptance Agreement  
Terms & Conditions

DEPARTMENT OF CAPITAL IMPROVEMENTS

PROJECT OVERVIEW FORM



1. DATE: 3/22/05

DISTRICT: Citywide

NAME OF PROJECT: INCREASE IN COMPENSATION TO HDR, INC FOR PROGRAM MANAGEMENT SERVICES FOR THE CAPITAL IMPROVEMENTS PLAN IMPLEMENTATION

INITIATING DEPARTMENT/DIVISION:
INITIATING CONTACT PERSON/CONTACT NUMBER: Mary Conway (305) 416-1280

C.I.P. DEPARTMENT CONTACT: Capital Improvements
RESOLUTION NUMBER:
CIP/PROJECT NUMBER:

ADDITIONAL PROJECT NUMBER: (IF APPLICABLE)

2. BUDGETARY INFORMATION: Are funds budgeted? YES NO If yes,

TOTAL DOLLAR AMOUNT: \$1,700,000

SOURCE OF FUNDS: Interest Earning on HDNB Proceeds

ACCOUNT CODE(S):

If grant funded, is there a City match requirement? YES NO

AMOUNT: EXPIRATION DATE:

Are matching funds Budgeted? YES NO Account Code(s):

Estimated Operations and Maintenance Budget

3. SCOPE OF PROJECT:

Individuals / Departments who provided input:

DESCRIPTION OF PROJECT: To provide an increase in total compensation to the firm of \$1,700,000 for the continuation of program management services.

ADA Compliant? YES NO N/A

Approved by Audit Committee? YES NO N/A DATE APPROVED: 3/15/05

Approved by Bond Oversight Board? YES NO N/A DATE APPROVED: 3/22/05

Approved by Commission? YES NO N/A DATE APPROVED:

Community Mtg/Dist. Commissioner Approval? YES NO N/A DATES:

Revisions to Original Scope? YES NO (If YES see Item 5 below)

Time Approval 6 months 12 months Date for next Oversight Board Update:

4. CONCEPTUAL COST ESTIMATE BREAKDOWN

Has a conceptual cost estimate been developed based upon the initial established scope? YES NO If yes,

DESIGN COST:

CONSTRUCTION COST:

Is conceptual estimate within project budget? YES NO

If not, have additional funds been identified? YES NO

Source(s) of additional funds: Approved by Commission? YES NO N/A DATE APPROVED:

Approved by Bond Oversight Board? YES NO N/A DATE APPROVED:

5. REVISIONS TO ORIGINAL SCOPE

Individuals / Departments who provided input:

Justifications for change:

Description of change:

Fiscal Impact YES NO HOW MUCH? YES NO

Have additional funds been identified? YES NO

Source(s) of additional funds:

Time impact Approved by Commission? YES NO N/A DATE APPROVED:

Approved by Bond Oversight Board? YES NO N/A DATE APPROVED:

6. COMMENTS: Bond Counsel approved to utilize \$1.7 Million from HDNI Interest Earnings. City Commission approved this item on 3/10/05.

APPROVAL: [Signature] BOND OVERSIGHT BOARD

DATE: 3/22/05

Enclosures: Back-Up Materials YES NO



CA

**AGENDA ITEM SUMMARY FORM**

FILE ID: 05-00099

Date: 1/27/2005

Requesting Department: Capital Improvements

Commission Meeting Date: 2/24/2005

District Impacted: all

Type:  Resolution  Ordinance  Emergency Ordinance  Discussion Item

Other \_\_\_\_\_

**Subject:** Increase in compensation to HDR, Inc. for Program Management Services for the Capital Improvement Plan implementation

**Purpose of Item:**

To provide an increase in total compensation to the firm of \$1,700,000 for the continuation of program management services •

**Background Information:**

The firm's services were procured from a competitively bid and awarded State of Florida Contract No. 973-001-00-1 for professional management skills. The services were first authorized by City Resolution No. 04-0010, adopted January 8, 2004. Subsequent Commission action has brought the total compensation to \$4,000,000 and the average invoice is approximately \$287,600 covering up to 22 professional staff. An increase of \$1,700,000 is necessary so that the services may continue for the City's capital improvement program for an interim period of approximately six (6) months.

The firm has capably assisted the Department with the on-going implementation of the City's \$568 million Capital Improvements and Transportation plan by providing exceptional and efficient services in the areas of overall program management, planning, budgeting, information and data management, performance measurement and quality control, as well as horizontal project management and construction oversight. The firm's work has been particularly noteworthy in its creation and management of the City's first capital program database which tracks the financial, scheduling, and management aspects for each of over 1,000 capital projects, and in the area construction management, which will utilize 75% or more of all budgeted capital improvement dollars, for which the firm has furnished highly skilled contractors and trained construction managers with the demonstrated capability to reduce, if not eliminate, contractor claims and delays.

During the next 6 months, the Department will have issued a Request For Proposals to directly secure program management professional services for the continued implementation of the Capital Improvements and Transportation plan, with proposals to be received in March 2005, an award anticipated in April 2005, and approval of the negotiated agreement expected in May, 2005. The requested increase will enable the City to continue to use the firm's services for implementation of the Capital Improvements Plan until a new contract for such services is in place.

**Budget Impact Analysis**

YES Is this item an expenditure? If so, please identify funding source below.

General Account No: \_\_\_\_\_

Special Revenue Account No: \_\_\_\_\_

CIP Project No: varies

YES Is this item funded by Homeland Defense/Neighborhood Improvement Bonds?

Start Up Capital Cost: \_\_\_\_\_

Maintenance Cost: \_\_\_\_\_

Total Fiscal Impact: \_\_\_\_\_

C.I.P. APPROVAL:	
	
Signature	Date
	1-28-05

**Final Approvals**


(SIGN AND DATE)




CIP  
If using or receiving capital funds  
Grants

Budget 

Risk Management



Purchasing

Dept. Director 

Chief

City Manager 

PROJECT REPORT FILTERS

HDR

Date: January 20, 2005

STAT	2		3			4	7		17		21	29	0
STAT	SORT		GENERAL PROJECT INFO			ESTIMATED COST		FUNDING SOURCE \$		PHASE	ENTS		
Status	B-No.	Firm	Client	Project	Dist.	Total Cost (Note 1)	Invoiced To-Date (DEC-04)	Total Funds	Phase				
Active	B-30003	HDR	122-Transportation & Transit	Silver Bluff Traffic Calming (Study Only)	4	44,554	21,386	49,962	3-Design				
Active	B-30004	HDR	122-Transportation & Transit	Coconut Grove Traffic Calming	2	85,812	11,891	97,023	4-Bid (JOC)				
Active	B-30005	HDR	87-Communications	City Hall Communications Room Relocation project	2	102,792	0	67,000	5-Const. (JOC)				
Active	B-30006	HDR	122-Transportation & Transit	Shenandoah Traffic Calming (Study Only)	4	615,800	25,438	665,679	3-Design				
Active	B-30074	HDR	58-Parks and Recreation	Moore Park Shade Structure	5	80,588	0	80,588	5-Const. uction				
Active	B-30080	HDR	58-Parks and Recreation	Duarte Park Water Playground	1	270,000	0	260,000	5-Const. uction				
Active	B-30081	HDR	58-Parks and Recreation	West End Park Splash Playground	4	270,000	0	270,000	5-Const. uction				
Active	B-30083	HDR	122-Transportation & Transit	SW 27 & 28 St Closures - East of 27 Ave.	1	0	0	70,000	3-Design				
Active	B-30103	HDR	031-Public Works	12th Avenue Public Works Shop Relocation	3	172,500	0	142,645	5-Const. (JOC)				
Active	B-30121	HDR	99-CIP Administration	Historic Preservation Initiatives - City Hall	2	395,000	0	395,000	5-Const. uction				
Active	B-30168	HDR	122-Transportation & Transit	Silver Bluff Traffic Calming	4	1,200,000	0	1,200,000	3-Design				
Active	B-30184	HDR	58-Parks and Recreation	Virginia Key Beach Park Circulation Road & Parking Improvements	2	2,430,115	0	1,207,785	2-Pre-Design (JOC)				
Active	B-30198	HDR	58-Parks and Recreation	Little Haiti Freedom Garden	5	0	0	0	5-Const. (JOC)				
Active	B-30199	HDR	A2-Virginia Key Park Trust	VKBP Sanitary Force Main Road Reconstruction	2	355,000	0	355,000	2-Pre-Design				
Active	B-30205	HDR	122-Transportation & Transit	Hazard Mitigation & Pre-Disaster Mitigation Grant Applications		0	0	14,000	3-Design				
Active	B-30215	HDR	122-Transportation & Transit	Wynwood City Street Improvements Phase II: Street Reconstruction		0	0	0	99-Other				
Active	B-30216	HDR	122-Transportation & Transit	Avalon Storm Sewer - Phase III		0	0	0	99-Other				
Active	B-30217	HDR	122-Transportation & Transit	NE 69 Street New Medians	2	0	0	0	99-Other				
Active	B-30281	HDR	A2-Virginia Key Park Trust	Old Virginia Key Bch Park/Renovations/Repairs-PH I	2	1,917,839	1,106,072	1,917,839	5-Const. uction				
Active	B-30282	HDR	A2-Virginia Key Park Trust	Old Virginia Key Bch Park Sewer Pump Station	2	1,465,505	8,033	1,500,000	5-Const. (JOC)				
Active	B-30289	HDR	122-Transportation & Transit	Domino Park Expansion and Improvements Project	3	576,800	310,803	537,571	5-Const. uction				
Active	B-30293	HDR	58-Parks and Recreation	Bicentennial Park Shoreline Stabilization - Ph. I	2	7,350,475	4,039,789	7,350,475	5-Const. uction				
Active	B-30297	HDR	35-Conf. Conv. & Public Facil.	Orange Bowl Stadium 2003 Structural Repairs	3	3,325,687	2,827,143	3,149,810	5-Const. uction				
Active	B-30299	HDR	99-CIP Administration	Black Police Precinct & Courthouse Museum Restoration	5	1,715,800	3,925	1,715,800	5-Const. (JOC)				

Note 1: Total Costs may include Land Aquisition or Previously Programmed "Other" Costs from previously Approved PAF's. For Printed on: 1/28/2005 12:28 PM, and new PAF's, all estimated costs will be covered under the above Cost Types



PROJECT REPORT FILTERS

HDR

Date: January 20, 2005

STAT.	SORT		GENERAL PROJECT INFO			ESTIMATED COST		FUNDING SOURCE \$	PHASE	ENTS
Status	B-No.	Firm	Client	Project	Dist.	Total Cost (Note 1)	Invoiced To-Date (DEC-04)	Total Funds	Phase	
Active	B-30303	HDR	122-Transportation & Transit	Bryan Park Right-Of-Way Improvements	4	223,716	34,882	185,019	5-Const.	uction
Active	B-30305	HDR	58-Parks and Recreation	Gibson Park Improvements	5	1,492,000	166,665	1,492,000	5-Const.	(JOC)
Active	B-30309	HDR	122-Transportation & Transit	Memorial Blvd.	3	3,200,000	144,108	3,295,513	5-Const.	(JOC)
Active	B-30314	HDR	99-CIP Administration	Spring Garden Park Environmental Restoration	5	540,000	0	0	5-Const.	uction
Active	B-30318	HDR	58-Parks and Recreation	Miami Watersports Center Parking and Baywalk	2	1,480,000	1,131,310	1,310,371	5-Const.	uction
Active	B-30333	HDR	99-CIP Administration	Bayfront Park Building Renovations	2	307,580	0	0	5-Const.	uction
Active	B-31205	HDR	122-Transportation & Transit	South Miami Avenue Two Way Conversion	2	350,000	0	350,000	3-Design	
Active	B-31207	HDR	122-Transportation & Transit	NE 40 Street Reconstruction	5	1,303,240	0	2,241,415	3-Design	
Active	B-31208	HDR	122-Transportation & Transit	NE 39 Street Reconstruction (Design Dist/FEC)	5	2,007,517	0	2,098,838	3-Design	
Active	B-33100	HDR	122-Transportation & Transit	NE 9, 10 & 11 Two Way St. Conversion bet. Bisc Blvd. & NE 2nd Ave	2	90,000	48,677	226,609	4-Bid	
Active	B-35816	HDR	58-Parks and Recreation	Duarte Park Playground Equipment	1	100,000	64,708	64,708	5-Const.	uction
Active	B-35873	HDR	58-Parks and Recreation	Belafonte Tacolcy Center Roof	5	23,880	0	23,880	5-Const.	uction
Active	B-35908	HDR	50-Economic Development	Belafonte Tacolcy Center Site Improvements (Footsteps of Freedom)	5	75,698	0	68,200	5-Const.	(JOC)
Active	B-39909	HDR	122-Transportation & Transit	Glenroyal Pwy & SW 10 Rd Enhancements	3	528,000	0	480,000	4-Bid	
Active	B-40636	HDR	122-Transportation & Transit	Citywide New Street Construction	1,2,3,4,5	838,765	161,603	82,318	5-Const.	uction
Active	B-40643	HDR	122-Transportation & Transit	North River Dr.Spring Garden Impr. Project	5	1,615,190	88,413	157,113	7-On-Hold	
Active	B-40651	HDR	122-Transportation & Transit	Road Rehabilitation, FEMA 1345 PW 644-0	1,4	1,505,172	866,030	1,155,875	5-Const.	uction
Active	B-40652	HDR	122-Transportation & Transit	Road Rehabilitation, FEMA 1345 PW 646-0	1	1,452,279	1,317,484	1,402,594	5-Const.	uction
Active	B-40654	HDR	122-Transportation & Transit	Road Rehabilitation, FEMA 1345, PW 611-0	1,4	1,115,602	204,211	1,031,391	5-Const.	uction
Active	B-40656	HDR	122-Transportation & Transit	Road Rehabilitation, FEMA 1345 PW 645-0	1,2	2,071,975	1,560,562	1,942,103	5-Const.	uction
Active	B-40657	HDR	122-Transportation & Transit	Little Havana St. & Sidewalk Improvements		48,000	0	0	5-Const.	uction
Active	B-40664	HDR	122-Transportation & Transit	Citywide Sidewalk Replacement Project Phase 24	1,2,3,4,5	815,147	815,744	815,000	5-Const.	uction
Active	B-40665	HDR	99-CIP Administration	Brentwood Village Project	5	993,669	65,908	1,000,000	7-On-Hold	
Active	B-40666	HDR	122-Transportation & Transit	Brickell Streetscape Project	2	1,098,030	30,546	890,000	3-Design	

Note 1: Total Costs may include Land Aquisition or Previously Programmed "Other" Costs from previously Approved PAF's. For Printed on: 1/28/2005 12:38 PM, and new PAF's, all estimated costs will be covered under the above Cost Types

PROJECT REPORT FILTERS

HDR

Date: January 20, 2005

STAT	SORT		GENERAL PROJECT INFO			ESTIMATED COST		FUNDING SOURCE \$	PHASE	ENTS
Status	B-No.	Firm	Client	Project	Dist.	Total Cost (Note 1)	Invoiced To-Date (DEC-04)	Total Funds	Phase	
Active	B-40667	HDR	122-Transportation & Transit	Flagler Street Marketplace Streetscape Project	2	11,150,431	632,247	11,150,431	4-Bid	
Active	B-40671	HDR	122-Transportation & Transit	Roads Area Traffic Calming	3	1,282,000	71,606	1,282,000	5-Const. (JOC)	
Active	B-40672	HDR	122-Transportation & Transit	Flagami Traffic Calming Improvement	4	777,443	59,444	1,307,452	5-Const. (JOC)	
Active	B-40677	HDR	122-Transportation & Transit	East Little Havana Sidewalk Replacement Project	3	100,000	0	102,364	5-Construction	
Active	B-40680	HDR	122-Transportation & Transit	Grand Avenue Streetscape Project	2	4,535,011	1,000	5,850,000	5-Construction	
Active	B-40682	HDR	122-Transportation & Transit	Morningside Traffic Calming Project	2	40,000	0	0	7-On-Hold	
Active	B-40688	HDR	122-Transportation & Transit	Coral Gate Traffic Calming	4	497,500	23,294	497,500	5-Const. (JOC)	
Active	B-40689	HDR	122-Transportation & Transit	NW 15 Avenue Improvements Project	1	981,537	0	948,000	4-Bid (JOC)	
Active	B-40690	HDR	122-Transportation & Transit	Miami River Greenway Streetscape Project - Seg A	2,5	873,066	0	722,250	4-Bid (JOC)	
Active	B-40691	HDR	122-Transportation & Transit	Miami River Greenway Streetscape Project - Seg B	2	802,251	0	572,450	3-Design	
Active	B-40692	HDR	122-Transportation & Transit	Miami River Greenway Streetscape Project - Seg C	2	725,900	0	615,250	3-Design	
Active	B-40693	HDR	122-Transportation & Transit	Miami River Greenway Streetscape Project - Seg E2	3	717,040	0	359,520	3-Design	
Active	B-40694	HDR	122-Transportation & Transit	Miami River Greenway Streetscape Project - Seg F	3	351,960	0	282,480	4-Bid (JOC)	
Active	B-40695	HDR	122-Transportation & Transit	Miami River Greenway Streetscape Project - Seg G	3	1,369,518	0	1,341,459	4-Bid (JOC)	
Active	B-40696	HDR	122-Transportation & Transit	NW 34 Avenue Road Improvements Project	1	1,106,633	0	1,035,890	4-Bid (JOC)	
Active	B-40697	HDR	122-Transportation & Transit	SW 69 Avene Road Priority Reconstruction Project	4	1,612,000	53,122	1,644,999	3-Design	
Active	B-40698	HDR	122-Transportation & Transit	SW 16 Terrace Road Priority Reconstruction Project	4	1,061,500	0	1,138,134	3-Design	
Active	B-40702	HDR	122-Transportation & Transit	Allapattah Road Improvements Project	5	2,534,107	0	2,788,000	4-Bid	
Active	B-40705	HDR	122-Transportation & Transit	Holliman Park Area Street Improvements	3	1,970,562	0	1,750,000	2-Pre-Design	
Active	B-40707	HDR	122-Transportation & Transit	Miami Greenway NEOLOFT Segment E1	3	260,000	50,017	260,000	4-Bid (JOC)	
Active	B-50590	HDR	031-Public Works	Watson Island Sanitary Sewers	2	0	0	0	5-Construction	
Active	B-50629	HDR	122-Transportation & Transit	Fairlawn Storm Sewer	1	550	550	0	3-Design	
Active	B-50643	HDR	99-CIP Administration	Wagner Creek Renovation Project - PH IV	1	2,069,645	359,653	1,640,000	3-Design	
Active	B-50644	HDR	99-CIP Administration	Wagner Creek Renovation Project - PH V	1,5	1,978,200	256,252	2,530,215	3-Design	

Note 1: Total Costs may include Land Aquisition or Previously Programmed "Other" Costs from previously Approved PAF's. For Printed on: 1/28/2005 10:23 AM, and new PAF's, all estimated costs will be covered under the above Cost Types

PROJECT REPORT FILTERS

HDR

Date: January 20, 2005

STAT.	SORT		GENERAL PROJECT INFO			ESTIMATED COST		FUNDING SOURCE \$	PHASE	ENTS
Status	B-No.	Firm	Client	Project	Dist.	Total Cost (Note 1)	Invoiced To-Date (DEC-04)	Total Funds	Phase	
Active	B-50650	HDR	031-Public Works	Riverview Stormwater Pump Station Upgrades (Hood)	3	447,697	18,685	18,320	5-	Constr uction
Active	B-50652	HDR	031-Public Works	Lawrence Stormwater Pump Station Upgrade	3	216,077	0	216,077	5-	Constr uction
Active	B-50653	HDR	031-Public Works	Orange Bowl Stormwater Pump Station Upgrades	3	797,441	11,000	777,500	5-	Constr uction
Active	B-50660	HDR	122-Transportation & Transit	Coconut Grove Storm Sewer/Impact Fee Proj PH II	2	942,768	870,443	904,407	5-	Constr uction
Active	B-50672	HDR	122-Transportation & Transit	Belle Meade Storm Sewer Project, Phase II	2	2,592,784	157,153	2,167,000	3-	Design
Active	B-50680	HDR	99-CIP Administration	Ademar and Davis Canal Dredging Projects - FEMA	2	2,427,400	235,933	2,427,400	3-	Design
Active	B-50683	HDR	122-Transportation & Transit	Pinehurst Storm Sewer Retrofitting Project	1	1,880,000	72,301	2,250,000	4-Bid	(JOC)
Active	B-50685	HDR	122-Transportation & Transit	Avalon Storm Sewer Project, Phase I - II	2,4	5,262,600	104,164	1,267,380	3-	Design
Active	B-50686	HDR	122-Transportation & Transit	NW 14 Street Project	1	2,887,001	227,208	2,887,001	5-	Constr uction
Active	B-50688	HDR	99-CIP Administration	Wagner Creek Dredging Project, Phase III - FEMA	1	2,258,412	169,866	1,350,000	3-	Design
Active	B-50689	HDR	99-CIP Administration	Lawrence Waterway Dredging Project (FEMA FUNDED)	1,3	2,463,300	150,057	2,360,000	3-	Design
Active	B-50690	HDR	99-CIP Administration	NE 71 Street Storm Sewer Project	2	1,395,000	72,338	855,000	3-	Design
Active	B-50691	HDR	122-Transportation & Transit	SW 16 Terrace Street Improvements	4	908,800	464,823	771,694	5-	Constr uction
Active	B-50692	HDR	122-Transportation & Transit	Liberty City Drainage Improvements Project PH I	5	2,944,170	374,972	3,064,000	4-Bid	(JOC)
Active	B-50693	HDR	122-Transportation & Transit	Storm Sewer Forcemain System - Construction	1,4	1,961,729	1,691,612	1,961,729	5-	Constr uction
Active	B-50694	HDR	122-Transportation & Transit	Liberty City Drainage Impr. Project - Ph2 (FEMA)	5	3,828,572	33,000	3,840,000	4-Bid	(JOC)
Active	B-50695	HDR	122-Transportation & Transit	Flagami/West End Storm Sewer Improvements PH II	1,4	9,240,873	0	4,177,086	3-	Design
Active	B-50696	HDR	122-Transportation & Transit	Flagami/West End Storm Water Pump Stations Nos. 1, 2, 3 and 4	1,4	5,710,228	0	5,710,228	4-Bid	(JOC)
Active	B-50700	HDR	122-Transportation & Transit	Battersea and Douglas Road Storm Sewer Improvement	2	476,715	0	470,001	2-Pre-	Design
Active	B-50702	HDR	122-Transportation & Transit	Fairlawn Storm Sewer Pump Station Proj Ph 2A	1	2,565,000	0	2,565,000	4-Bid	(JOC)
Active	B-50703	HDR	122-Transportation & Transit	Fairlawn Storm Sewer Improvements Proj Ph 2B	1,4	2,200,000	0	0	3-	Design
Active	B-50704	HDR	122-Transportation & Transit	Fairlawn Storm Sewer Improvements Proj Ph III	4	2,708,900	0	1,435,000	2-Pre-	Design
Active	B-50705	HDR	122-Transportation & Transit	Kinloch Storm Sewer Improvements Project	1,4	3,000,000	0	3,000,000	2-Pre-	Design
Active	B-50706	HDR	122-Transportation & Transit	Tamiami Storm Sewer Improvements Project	1,4	3,000,000	0	3,000,000	2-Pre-	Design

Note 1: Total Costs may include Land Aquisition or Previously Programmed "Other" Costs from previously Approved PAF's. For Printed on: 1/28/2005 12:28 PM  
 Pursuant to PAF's, and new PAF's, all estimated costs will be covered under the above Cost Types

PROJECT REPORT FILTERS

HDR

Date: January 20, 2005

STAT	2		3	4	7	17	21	29	0	
STAT	SORT		GENERAL PROJECT INFO			ESTIMATED COST		FUNDING SOURCE \$	PHASE	ENTS
Status	B-No.	Firm	Client	Project	Dist.	Total Cost (Note 1)	Invoiced To-Date (DEC-04)	Total Funds	Phase	
Active	B-50710	HDR	031-Public Works	Citywide Canal Cleaning & Maintenance Project	1,2,3,4,5	221,200	0	0	5-Construction	
Active	B-50712	HDR	031-Public Works	Citywide Storm Sewer Repair Project	1,2,3,4,5	955,420	0	0	5-Construction	
Active	B-50714	HDR	031-Public Works	Oufalls/Baffle Box Cleaning	1,2,3,4,5	349,657	0	0	5-Construction	
Active	B-5673A2	HDR	122-Transportation & Transit	Flagami-Report-Fairlawn Storm Sewers Proj, Ph2	1,4	146,350	158,579	158,580	3-Design	
Active	B-5673B2	HDR	122-Transportation & Transit	Flagami-Report-Westend Storm Sewers Project, Ph2	1,4	226,500	393,683	245,519	3-Design	
Active	B-5673C2	HDR	122-Transportation & Transit	Flagami-Rpt-Flagami Storm Sewers Proj Ph2 (FEMA)	4	215,675	124,523	124,524	3-Design	
Active	B-60272	HDR	58-Parks and Recreation	Lemon City Day Care Center	5	543,113	499,513	0	5-Construction	
Active	B-60399	HDR	35-Conf. Conv. & Public Facil.	Manuel Artime Acoustical and Sound Improvements	3	274,000	142,347	94,258	5-Construction	
Active	B-60433	HDR	29-Police	City of Miami MMPD Fire Alarm Modifications	5	130,928	103,702	0	5-Construction	
Active	B-60442	HDR	58-Parks and Recreation	Kennedy Park Additional Parking	2	210,000	0	200,000	5-Construction	
Active	B-60450	HDR	122-Transportation & Transit	Coral Way Beautification Ph. II	3,4	2,162,500	0	2,234,444	2-Pre-Design	
Active	B-60451	HDR	122-Transportation & Transit	Coral Way Beautification Uplighting PH I	3,4	765,556	119,278	765,556	5-Construction	
Active	B-60474	HDR	35-Conf. Conv. & Public Facil.	Dinner Key Marina Mooring Pile Replacement - Phase II	2	7,500	0	131,145	5-Construction	
Active	B-60479	HDR	122-Transportation & Transit	South Miami Avenue Improvements	3	945,000	0	945,000	3-Design	
Active	B-60489	HDR	031-Public Works	US-1 Medians Landscaping Maintenance Contract	2	90,857	0	0	5-Construction	
Active	B-60491	HDR	122-Transportation & Transit	Coral Gate Entryway	4	35,000	34,897	35,280	5-Construction	
Active	B-60495	HDR	031-Public Works	Brickell Median Landscaping Maintenance Contract	2	124,866	0	0	5-Construction	
Active	B-60506	HDR	122-Transportation & Transit	New Communication Room at City Hall COW Room	2	200	200	0	5-Const. (JOC)	
Active	B-70002	HDR	99-CIP Administration	Miami River Dredging	1,2,3,5	5,850,000	0	1,000,000	5-Construction	
Active	B-70502	HDR	50-Economic Development	Ichimura Miami-Japan Garden Replacement	2	587,000	726,761	708,493	5-Construction	
Active	B-72803	HDR	28-Fire Rescue	Fire Station Equipment and Furniture Replacement	1,2,3,4,5	545,000	20,725	545,000	5-Construction	
Active	B-72903	HDR	29-Police	Headquarters Building Locker Room Renovation	2	0	0	0	5-Const. (JOC)	
Active	B-72927	HDR	29-Police	Miami Police Station Forensic Lab	2	126,000	0	0	5-Construction	
Active	B-73102	HDR	122-Transportation & Transit	Milling & Resurfacing 1" Asphalt (Master Contract)	1,2,3,4,5	2,000,000	1,033,965	2,000,000	5-Construction	

Note 1: Total Costs may include Land Aquisition or Previously Programmed "Other" Costs from previously Approved PAF's. For  
 Printed on: 1/28/2005 12:28 PM, and new PAF's, all estimated costs will be covered under the above Cost Types

PROJECT REPORT FILTERS

HDR

Date: January 20, 2005

STAT.	2		3			4	7		17		21	29	0
STAT.	SORT		GENERAL PROJECT INFO			ESTIMATED COST		FUNDING SOURCE \$		PHASE		ENTS	
Status	B-No.	Firm	Client	Project	Dist.	Total Cost (Note 1)	Invoiced To-Date (DEC-04)	Total Funds	Phase				
Active	B-73103	HDR	122-Transportation & Transit	Pios & Sons Enterprises - Sidewalk Construction Services	1,2,3,4,5	1,000,000	624,175	1,000,000	5	Constr	uction		
Active	B-73502	HDR	35-Conf. Conv. & Public Facil.	James L. Knight Center Garage Improvements	2	307,280	171,201	307,280	5	Constr	uction		
Active	B-73503	HDR	35-Conf. Conv. & Public Facil.	James L. Knight Center Parking Garage	2	26,866	0	26,866	5	Constr	uction		
Active	B-75004	HDR	50-Economic Development	Watson Island Japanese Garden	2	200,000	6,913	0	5	Constr	uction		
Active	B-75903	HDR	58-Parks and Recreation	Jose Marti Park Lighting	3	246,053	0	161,200	5	Constr	uction		
Active	B-75914	HDR	58-Parks and Recreation	Riverside Park ADA Upgrades	3	28,740	0	30,000	5	Constr	uction		
Active	B-75938	HDR	58-Parks and Recreation	African Square Court Upgrades	5	5,000	5,000	5,000	5	Constr	uction		
Active	B-75976	HDR	58-Parks and Recreation	Range Park Playground Equipment Site Furnishings	5	100,000	0	85,000	5	Constr	uction		
Active	B-75996	HDR	58-Parks and Recreation	Pools ADA Improvement Handicap Accessible Improvern	4	49,200	0	49,200	5	Constr	uction		
Active	B-76000	HDR	99-CIP Administration	Miami Watersports Center/Floating Dock	2	60,725	36,600	60,725	5	Constr	uction		
Active	B-78505	HDR	122-Transportation & Transit	Model City Infrastructure - MLK Boulevard	5	11,160,000	0	1,000,000	2-Pre-	Design			
Active	B-78508	HDR	122-Transportation & Transit	NE 2 Avenue Improvements	5	15,017,400	0	15,125,000	2-Pre-	Design			
Active	B-78510	HDR	99-CIP Administration	Historic Preservation Initiatives - Gusman Hall	2	647,077	460,702	500,000	5	Constr	uction		
Active	B-78511	HDR	50-Economic Development	Little Haiti Park - Land Acquisition	5	12,811,245	2,499,109	12,365,045	5	Constr	uction		
						202,753,956	28,377,943	166,575,456					
Future	B-30008	HDR	122-Transportation & Transit	Glenroyal Storm Sewer Phase III	3	3,060,633	0	0	8-	Future			
Future	B-30176	HDR	122-Transportation & Transit	Brickell Village Improvements	2	400,000	0	400,000	8-	Future			
Future	B-30177	HDR	122-Transportation & Transit	Downtown Infrastructure Streets - Phase II	2	2,670,000	0	2,670,000	8-	Future			
Future	B-30204	HDR	122-Transportation & Transit	Miscellaneous Road Improvements in Allapattah	5	300,001	0	300,000	8-	Future			
Future	B-31209	HDR	122-Transportation & Transit	NE 38 Street Reconstruction	5	1,974,649	0	1,314,068	8-	Future			
Future	B-31211	HDR	122-Transportation & Transit	36 to 41 St NE 1 Avenue Reconstruction	5	1,984,778	0	1,316,192	8-	Future			
Future	B-31212	HDR	122-Transportation & Transit	NE 1 Avenue Reconstruction	5	660,816	0	0	8-	Future			
Future	B-31213	HDR	122-Transportation & Transit	N. Miami Court Reconstruction	5	441,636	0	0	8-	Future			
Future	B-31214	HDR	122-Transportation & Transit	NE 1 Court Reconstruction	5	666,995	0	0	8-	Future			

Note 1: Total Costs may include Land Aquisition or Previously Programmed "Other" Costs from previously Approved PAF's. For Printed on: 1/28/2005 12:28 PM, and new PAF's, all estimated costs will be covered under the above Cost Types

PROJECT REPORT FILTERS

HDR

Date: January 20, 2005

STAT	2		3		4		7		17		21		29		0
STAT	SORT		GENERAL PROJECT INFO				ESTIMATED COST		FUNDING SOURCE \$		PHASE		ENTS		
Status	B-No.	Firm	Client	Project	Dist.	Total Cost (Note 1)	Invoiced To-Date (DEC-04)	Total Funds	Phase						
Future	B-31218	HDR	122-Transportation & Transit	NE 42 Street Reconstruction	5	1,008,130	0	0	8-	Future					
Future	B-31219	HDR	122-Transportation & Transit	NE 41 Street Reconstruction	5	1,077,601	0	0	8-	Future					
Future	B-39902	HDR	122-Transportation & Transit	Downtown Infrastructure Streets Phase I	2	2,670,001	0	2,670,000	8-	Future					
Future	B-40685	HDR	122-Transportation & Transit	Miami River Greenway - Other	1,2,3,4,5	135,950	0	135,950	8-	Future					
Future	B-40687	HDR	122-Transportation & Transit	E. Allapattah River Greenway/Streetscape	1	1,290,000	0	1,180,000	8-	Future					
Future	B-40699	HDR	122-Transportation & Transit	Buena Vista Heights	5	5,030,109	0	1,726,753	8-	Future					
Future	B-40700	HDR	122-Transportation & Transit	Little River Road Improvements Project - Phase I	5	2,146,806	0	1,695,000	8-	Future					
Future	B-40703	HDR	122-Transportation & Transit	Model City/ Floral Park - St. Improv. PH I	5	6,392,692	0	250,000	8-	Future					
Future	B-40704	HDR	122-Transportation & Transit	SW 32 Avenue Improvements	2	2,297,166	0	1,750,000	8-	Future					
Future	B-60459	HDR	122-Transportation & Transit	Spring Garden Bridge Repairs	5	440,000	0	440,000	8-	Future					
Future	B-78500	HDR	122-Transportation & Transit	Buena Vista East Historic Dist- Streetscape Impvmts	5	3,781,250	25,000	0	8-	Future					
Future	B-78509	HDR	122-Transportation & Transit	Calle Ocho Improvements	3	2,137,500	45,000	4,489,102	8-	Future					
						<b>40,566,715</b>	<b>70,000</b>	<b>20,337,065</b>							
Completed	B-30140	HDR	122-Transportation & Transit	I-395 Beautification Project	2	14,508	0	14,508	6-	Completed					
Completed	B-30190	HDR	122-Transportation & Transit	Enviornmental Site Assessment - CD Street Projects	2,5	37,043	37,043	37,043	6-	Completed					
Completed	B-40620	HDR	122-Transportation & Transit	Allapattah Comm. Development Street Improvement	1	750,395	601,133	74,000	6-	Completed					
Completed	B-40626	HDR	122-Transportation & Transit	Allapattah Street and Storm Sewer Improvements	1	313,701	223,972	255,389	6-	Completed					
Completed	B-40653	HDR	122-Transportation & Transit	Road Rehabilitation, FEMA 1345 PW 647-0	4	1,053,388	885,283	1,032,088	6-	Completed					
Completed	B-40674	HDR	105-Net	Allapattah Produce Market Improvements	1	518,250	383,775	500,000	6-	Completed					
Completed	B-50605	HDR	031-Public Works	Roads Area Street/ Storm Sewer Improvements	3	1,459,979	1,459,979	1,459,736	6-	Completed					
Completed	B-50699	HDR	122-Transportation & Transit	SW 11 Street Reconstruction Project	4	97,531	97,852	102,281	6-	Completed					
Completed	B-30302	HDR	58-Parks and Recreation	Bryan Park Interior Improvements	4	148,578	105,813	124,623	6-	Completed					
						<b>4,393,372</b>	<b>3,794,848</b>	<b>3,599,668</b>							

Note 1: Total Costs may include Land Aquisition or Previously Programmed "Other" Costs from previously Approved PAF's. For Printed on: 1/28/2005 12:08 PM, and new PAF's, all estimated costs will be covered under the above Cost Types



**City of Miami**  
**Legislation**  
**Resolution: R-04-0498**

City Hall  
3500 Pan American  
Drive  
Miami, FL 33133  
www.ci.miami.fl.us

File Number: 04-00761

Final Action Date: 7/22/2004

A RESOLUTION OF THE MIAMI CITY COMMISSION AUTHORIZING AN INCREASE IN COMPENSATION FOR THE PROFESSIONAL CONSULTING SERVICES OF HDR ENGINEERING, INC., PREVIOUSLY APPROVED BY RESOLUTION NO. 04-0010, ADOPTED JANUARY 8, 2004, IN AN AMOUNT NOT TO EXCEED \$2,000,000, INCREASING THE COMPENSATION FROM \$2,000,000 TO \$4,000,000 FOR PROFESSIONAL CONSULTING SERVICES FOR MANAGEMENT SKILLS TO BE UTILIZED CITYWIDE ON AN AS-NEEDED CONTRACT BASIS; AMENDING RESOLUTION NO. 04-0010 TO REFLECT SAID INCREASE; ALLOCATING FUNDS FOR SAID INCREASE FROM VARIOUS CAPITAL IMPROVEMENTS AND SPECIAL REVENUE FUND PROJECT ACCOUNTS.

WHEREAS, Resolution No. 04-0010, adopted January 8, 2004, approved the procurement of professional consulting services for management skills from HDR Engineering, Inc.; and

WHEREAS, the Director of Capital Improvements and Transportation has, in conjunction with HDR Engineering, Inc., reviewed the scope of services and estimated fees for on-going program management services and determined that an increase to the contract amount is warranted; and

WHEREAS, the City of Miami ("City") will continue to procure this service under State of Florida Contract No. 973-001-00-1, effective until May 13, 2005; and

WHEREAS, this contract will enable the City to continue to use professional consulting services to assist in the implementation of the \$568 million Capital Improvements Plan;

NOW, THEREFORE, BE IT RESOLVED BY THE COMMISSION OF THE CITY OF MIAMI, FLORIDA:

Section 1. The recitals and findings contained in the Preamble to this Resolution are adopted by reference and incorporated as if fully set forth in this section.

Section 2. An increase in the compensation for professional consulting services of HDR Engineering, Inc., previously approved by Resolution No. 04-0011, adopted January 8, 2004, in an amount not to exceed \$2,000,000, increasing the compensation from \$2,000,000 to \$4,000,000, for professional consultant services for management skills, to be utilized Citywide on a as-needed basis, is authorized.

Section 3. Section 2 of Resolution No. 04-0010, as amended, is further amended in the following particulars: {1}

"Resolution No. 04-0010

\* \* \* \*

Section 2. The procurement of professional consultant services for management skills from HDR Engineering, Inc., for the Department of Purchasing, is approved, utilizing existing State of Florida Contract No. 973-001-00-1, effective until ~~May 14, 2004~~ May 13, 2005, subject to further extensions or replacement contracts by the State of Florida, to be used Citywide on an as-needed contract basis, in an amount not to exceed ~~\$2,000,000~~ \$4,000,000, with funds allocated from Account No. 122001.250106.6.270 and Account Code No. 341330.319301.6.270.

\* \* \* \*

Section 4. Funds, in an amount not to exceed \$2,000,000, for said increase, will be allocated from various Capital Improvements and Special Revenue Fund project accounts.

Section 5. This Resolution shall become effective immediately upon its adoption and signature of the Mayor. {2}

---

**Footnotes:**

{1} Words/and or figures stricken through shall be deleted. Underscored words and/or figures shall be added. The remaining provisions are now in effect and remain unchanged. Asterisks indicate omitted and unchanged material.

{2} If the Mayor does not sign this Resolution, it shall become effective at the end of ten calendar days from the date it was passed and adopted. If the Mayor vetoes this Resolution, it shall become effective immediately upon override of the veto by the City Commission.





**City of Miami**  
**Legislation**  
**Resolution: R-04-0010**

City Hall  
3500 Pan American  
Drive  
Miami, FL 33133  
www.ci.miami.fl.us

File Number: 03-0387

Final Action Date: 1/8/2004

A RESOLUTION OF THE MIAMI CITY COMMISSION APPROVING THE PROCUREMENT OF PROFESSIONAL CONSULTING SERVICES FOR MANAGEMENT SKILLS, FROM HDR ENGINEERING, INC., FOR THE DEPARTMENT OF PURCHASING, UTILIZING EXISTING STATE OF FLORIDA CONTRACT NO. 973-001-00-1, EFFECTIVE UNTIL MAY 14, 2004, SUBJECT TO FURTHER EXTENSIONS OR REPLACEMENT CONTRACTS BY THE STATE OF FLORIDA, TO BE USED CITYWIDE ON AN AS-NEEDED CONTRACT BASIS, IN AN AMOUNT NOT TO EXCEED \$1,000,000; ALLOCATING FUNDS FROM ACCOUNT NO. 122001.250106.6.270 AND ACCOUNT CODE NO. 341330.319301.6.270.

WHEREAS, the Department of Purchasing needs a contract for professional consulting services for management skills on as-needed contract basis; and

WHEREAS, said services will be purchased under State of Florida Contract No. 973-001-00-1, effective until May 14, 2004; and

WHEREAS, the City Manager and the Director of Purchasing recommend that the procurement of professional consulting services for management skills from HDR Engineering, Inc., awarded under existing State of Florida Contract No. 973-001-00-1, be approved;

NOW, THEREFORE, BE IT RESOLVED BY THE COMMISSION OF THE CITY OF MIAMI, FLORIDA:

Section 1. The recitals and findings contained in the Preamble to this Resolution are adopted by reference and incorporated as if fully set forth in this Section.

Section 2. The procurement of professional consultant services for management skills from HDR Engineering, Inc., for the Department of Purchasing, is approved, utilizing existing State of Florida Contract No. 973-001-00-1, effective until May 14, 2004, subject to further extensions or replacement contracts by the State of Florida, to be used Citywide on an as-needed contract basis, in an amount not to exceed \$1,000,000, with funds allocated from Account No. 122001.250106.6.270 and Account Code No. 341330.319301.6.270.

Section 3. This Resolution shall become effective immediately upon its adoption and signature of the Mayor.{1}

**Footnotes:**

{1} If the Mayor does not sign this Resolution, it shall become effective at the end of ten calendar days from the date it was passed and adopted. If the Mayor vetoes this Resolution, it shall become effective immediately upon override of the veto by the City Commission.



**City of Miami**  
**Legislation**  
**Resolution: R-04-0209**

City Hall  
3500 Pan American  
Drive  
Miami, FL 33133  
www.ci.miami.fl.us

File Number: 04-00272

Final Action Date: 4/8/2004

A RESOLUTION OF THE MIAMI CITY COMMISSION AUTHORIZING AN INCREASE IN THE CONTRACT AWARDED TO HDR ENGINEERING, INC., PURSUANT TO RESOLUTION NO. 04-0010, ADOPTED JANUARY 8, 2004, IN AN AMOUNT NOT TO EXCEED \$1,000,000, INCREASING THE CONTRACT AMOUNT FROM \$1,000,000 TO \$2,000,000, FOR PROFESSIONAL CONSULTING SERVICES FOR MANAGEMENT SKILLS, TO BE UTILIZED CITYWIDE ON AN AS-NEEDED CONTRACT BASIS; AMENDING RESOLUTION NO. 04-0010 TO REFLECT SAID INCREASE ; ALLOCATING FUNDS FROM CAPITAL IMPROVEMENT PROJECT ACCOUNT NO. 341330.

WHEREAS, Resolution No. 04-0010, adopted January 8, 2004, approved the procurement of professional consulting services for management skills from HDR Engineering, Inc. for the Department of Purchasing; and

WHEREAS, HDR Engineering, Inc. has, in conjunction with the Director of Capital Improvements, reviewed its scope of services and estimated fees for on-going program management services and determined that an increase to the contract amount is warranted based on this joint review; and

WHEREAS, the City of Miami ("City") will continue to procure this service under State of Florida Contract No. 973-001-00-1, effective until May 14, 2004; and

WHEREAS, this contract will enable the City to purchase professional consulting services for management skills on an as-needed contract basis;

NOW, THEREFORE, BE IT RESOLVED BY THE COMMISSION OF THE CITY OF MIAMI, FLORIDA:

Section 1. The recitals and findings contained in the Preamble to this Resolution are adopted by reference and incorporated as if fully set forth in this section.

Section 2. An increase in the contract awarded to HDR Engineering, Inc., pursuant to Resolution No. 04-0010, adopted January 8, 2004, in an amount not to exceed \$1,000,000, increasing the contract amount from \$1,000,000 to \$2,000,000, for professional consultant services for management skills, to be utilized on a Citywide basis, is authorized.

Section 3. Section 2 of Resolution No. 04-0010 is amended in the following particulars:{1}

"Resolution No. 04-0010

\* \* \* \*

Section 2. The procurement of professional consultant services for management skills from HDR Engineering, Inc., for the Department of Purchasing, is approved, utilizing existing State of Florida Contract No. 973-001-00-1, effective until May 14, 2004, subject to further extensions or replacement contracts by the State of Florida, to be used Citywide on an as-needed contract basis, in an amount not to exceed ~~\$1,000,000~~ \$2,000,000, with funds allocated from Account No. 122001.250106.6.270 and Account Code No. 341330.319301.6.270."

\* \* \* \*\*

Section 4. Funds for said increase, in an amount not to exceed \$1,000,000, are allocated from Capital Improvement Project Account No. 341330.

Section 5. This Resolution shall become effective immediately upon its adoption and signature of the Mayor.{2}

APPROVED AS TO FORM AND CORRECTNESS:

---

ALEJANDRO VILARELLO  
CITY ATTORNEY

Footnotes:

{1} Words/and or figures stricken through shall be deleted. Underscored words and/or figures shall be added. The remaining provisions are now in effect and remain unchanged. Asterisks indicate omitted and unchanged material.

{2} If the Mayor does not sign this Resolution, it shall become effective at the end of ten calendar days from the date it was passed and adopted. If the Mayor vetoes this Resolution, it shall become effective immediately upon override of the veto by the City Commission.

## CERTIFICATION OF CONTRACT

TITLE: Professional Consulting Services for Management Skills

CONTRACT NO.: 973-001-00-1

RFP NO.: 19-973-001-V

EFFECTIVE: May 15, 2000 through May 14, 2003

EFFECTIVE: May 15, 2003 through May 14, 2004

EFFECTIVE: May 15, 2004 through May 14, 2005

(Rev 19 April 04)

SUPERSEDES: 973-655-96-1

CONTRACTOR(S): See Attached

- 
- A. AUTHORITY - Upon affirmative action taken by the State of Florida Department of Management Services, a contract has been executed between the State of Florida and the designated contractors.
- B. EFFECT - This contract was entered into to provide economies in the purchase of Professional Consulting Services for Management Skills by all State of Florida agencies and institutions. Therefore, in compliance with Section 287.042, Florida Statutes, all purchases of these commodities shall be made under the terms, prices, and conditions of this contract and with the suppliers specified.
- C. ORDERING INSTRUCTIONS - All purchase orders shall be issued in accordance with the attached ordering instructions. Purchaser shall order at the prices indicated, exclusive of all Federal, State and local taxes.

All contract purchase orders shall show the State Purchasing contract number, product number, quantity, description of item, with unit prices extended and purchase order totaled. (This requirement may be waived when purchase is made by a blanket purchase order.)

- D. CONTRACTOR PERFORMANCE - Agencies shall report any vendor failure to perform according to the requirements of this contract on Complaint to Vendor, form PUR 7017. Should the vendor fail to correct the problem within a prescribed period of time, then form PUR 7029, Request for Assistance, is to be filed with this office.
- E. SPECIAL AND GENERAL CONDITIONS - Special and general conditions are enclosed for your information. Any restrictions accepted from the supplier are noted on the ordering instructions.
- F. CONTRACT APPRAISAL FORM - State Contract Appraisal, form PUR 7073 should be used to provide your input and recommendations for improvements in the contract to State Purchasing for receipt no later than 90 days prior to the expiration date of this contract.

---

Authorized Signature (date)

/tb

Attachments



# FLORIDA DEPARTMENT OF MANAGEMENT SERVICES



**JEB BUSH**  
Governor

**WILLIAM S. SIMON**  
Secretary

March 31, 2004

Dear State Term Contract Vendor:

State Purchasing wishes to know if your firm is willing to renew Contract No. 973-001-00-1, for an additional period through May 13, 2005, at the same prices, terms and conditions. This renewal represents a 1 year continuation of the contract; however, the Department reserves the right to supersede the renewed contract at any time during the renewal period if it is determined to be in the best interests of the State.

Contract renewal is subject to receipt of sales summaries by State Purchasing.

You are reminded the Special Condition titled "Summary of Total Sales", stipulates that a summary of sales made under this contract must be furnished to State Purchasing at the end of each contract month in the format specified in this contract. Should you not make any sales during a quarter, a negative report must be submitted.

We shall appreciate receiving your acceptance to exercise this option for renewal on or before April 2, 2004. Acceptance of your agreement for renewal is subject to final approval by the Division Director.

Any questions should be directed to Tom Butler at (850) 488-7804, or emailed to [butlert@dms.state.fl.us](mailto:butlert@dms.state.fl.us).

Very truly yours,

Tom Butler  
Purchasing Analyst  
Bureau of Procurement

ACCEPTED:

  
(Manual Signature)

Paul A. Bowdoin Senior Vice President  
(Typed Signature) (Title)

HDR Engineering, Inc.  
(Company Name)

\* \* \* Transmission Result Report(MemoryTX) ( Apr. 7. 2004 1:46PM ) \* \* \*

1) HDR ENGINEERING  
2) HDR ENGINEERING

Date/Time: Apr. 7. 2004 1:45PM

File No. Mode	Destination	Pg(s)	Result	Page Not Sent
1406 Memory TX	3606014918504885498	P. 2	OK	

Reason for error

E. 1) Hang up or line fail  
E. 3) No answer

E. 2) Busy  
E. 4) No facsimile connection

NR-31-2584 14:53

P. 01/02

-----Original Message-----

From: Butler, Thomas  
Sent: Monday, March 22, 2004 11:20 AM  
To: Butler, Thomas  
Subject: Florida contract #973-001-00-1 renewal notice  
Importance: High

Dear State Term Contract Vendor:

Attached please find a renewal notice for State of Florida contract #973-001-00-1, Professional Consulting Services for Management Skills. In order to remain on the contract during the renewal period you will need to sign the attached letter and fax it back to me at (850) 488-6100 by April 2, 2004. Additionally, please reply to this email once you have faxed the document so that I know to go get it. Failure to return this form to me will be indication you no longer wish to be on the contract and you will be removed.

This renewal will be for a period of one year. However, a new bid for this contract will be issued at some point during the renewal period, which once completed will replace this renewed contract regardless of the amount of time left on the renewal period.

Thank you,

Tom Butler  
Purchasing Analyst  
Department of Management Services  
State of Florida  
(850) 488-7004

TO: TOM Butler  
FROM: JOHN Hilbert,  
HDR ENGINEERING, Inc.  
813-282-2446  
Attn: John Hilbert@hdrinc.com



-----Original Message-----

**From:** Butler, Thomas  
**Sent:** Monday, March 22, 2004 11:20 AM  
**To:** Butler, Thomas  
**Subject:** Florida contract #973-001-00-1 renewal notice  
**Importance:** High

Dear State Term Contract Vendor:

Attached please find a renewal notice for State of Florida contract #973-001-00-1, Professional Consulting Services for Management Skills. In order to remain on the contract during the renewal period you will need to sign the attached letter and fax it back to me at (850) 488-5498 by April 2, 2004. Additionally, please reply to this email once you have faxed the document so that I know to go get it. Failure to return this form to me will be indication you no longer wish to be on the contract and you will be removed.

This renewal will be for a period of one year. However, a new bid for this contract will be issued at some point during the renewal period, which once completed will replace this renewed contract regardless of the amount of time left on the renewal period.

Thank you.

Tom Butler  
Purchasing Analyst  
Department of Management Services  
State of Florida  
(850) 488-7804

TO: TOM Butler  
FROM: JOHN Hilbert,  
HDR ENGINEERING, Inc.  
813-282-2446  
John.Hilbert@hdrinc.com



# FLORIDA DEPARTMENT OF MANAGEMENT SERVICES



JEB BUSH  
Governor

WILLIAM S. SIMON  
Secretary

April 16, 2003

Dear State Term Contractor:


State Purchasing wishes to know if your firm is willing to renew Contract No. 973-001-00-1, Professional Consulting Services for Management Skills, for an additional period through May 14, 2004 at the same prices. We must receive your acceptance to the Renewal on or before May 5, 2003.

Also, attached is Amendment No. 1 to this contract. There will be a Vendor Forum Session to discuss the amendment and the eProcurement System, MyFloridaMarketPlace, on Monday, May 5, 2003, from 9:00 am – 12:00 pm and will be located at 4050 Esplanade Way, Suite 301, Tallahassee, Florida. The Vendor Forum Session will help to answer specific questions about how MyFloridaMarketPlace affects your business and what the next steps are for you as a State Term Contract vendor. For directions to the meeting, please use a mapping program such as Mapquest at [www.mapquest.com](http://www.mapquest.com). For more information about the eProcurement System, including Frequently Asked Questions, the online registration, and the Proposed Rules, visit <http://marketplace.myflorida.com>.

After you have signed the renewal, please retain a copy and mail the original to the attention of Peggy Yown, State Purchasing, 4050 Esplanade Way, Tallahassee, FL 32399, or bring it to the May 5 Vendor Forum. Contract renewal is subject to receipt of sales summaries by State Purchasing and final approval by the Division Director. The renewed contract will be superseded by any new contract resulting from a solicitation during the renewal period. Any questions should be directed to Peggy Yown at (850) 488-7403, or email to [yownp@dms.state.fl.us](mailto:yownp@dms.state.fl.us).

Very truly yours,

Peggy Yown  
Purchasing Specialist  
State Purchasing

ACCEPTED:   
(Manual Signature)  
Paul A. Bowdoin, Sr. Vice President  
(Typed Signature/Title)  
HDR Engineering, Inc.  
(Company Name)

**State Term Contract No. 973-001-00-1  
Amendment No. 1**

THIS AMENDMENT, effective as of the last date signed below, is by and between the State of Florida Department of Management Services (the "Department") and the entity identified below as Contractor (the "Contractor") (collectively, the "Parties"), and amends State Term Contract No. 973-001-00-1 (the "Contract").

**WHEREAS** the Department is implementing an electronic procurement system, currently known as MyFloridaMarketPlace, (the "System") with the assistance of a third-party agent, Accenture LLP ("Accenture"); and

**WHEREAS** the Department wishes to include the Contractor and the Contract in the System; and

**WHEREAS** the Contractor desires to participate in the System; and

**WHEREAS** the Contract allows modifications in the event an electronic procurement system is implemented.

**THEREFORE**, in consideration of the mutual promises contained below, and other good and valuable consideration receipt and sufficiency of which are hereby acknowledged, the Parties agree as follows:

**1. Registration.** The Department shall allow the Contractor, following effective registration with Accenture, to participate in the System. The Contractor shall register in the System within ten (10) business days of the effective date of this Amendment. Contractor shall visit [www.myfloridamarketplace.com](http://www.myfloridamarketplace.com) and follow the appropriate instruction in order to register.

**2. Transaction Fee.** Effective April 1, 2003, the Contract provision entitled "Surcharge Fee and Summary of Total Sales" is deleted and replaced with the following "Transaction Fee" section. This Transaction Fee is in lieu of, and not in addition to, the surcharge fee authorized by section 287.1345, Florida Statutes (2002).

**Transaction Fee**

The State of Florida, through the Department of Management Services, has instituted MyFloridaMarketPlace, a statewide eProcurement system. Pursuant to section 287.057(23), Florida Statutes (2002), all payments shall be assessed a Transaction Fee of one percent (1.0%), which the Contractor shall pay to the State.

For payments within the State accounting system (FLAIR or its successor), the Transaction Fee shall, when possible, be automatically deducted from payments to the Contractor. If automatic deduction is not possible, the Contractor shall pay the

Transaction Fee pursuant to Rule 60A-1.031(2), F.A.C. By submission of these reports and corresponding payments, Contractor certifies their correctness. All such reports and payments shall be subject to audit by the State or its designee.

The Contractor shall receive a credit for any Transaction Fee paid by the Contractor for the purchase of any item(s) if such item(s) are returned to the Contractor through no fault, act, or omission of the Contractor. Notwithstanding the foregoing, a Transaction Fee is non-refundable when an item is rejected or returned, or declined, due to the Contractor's failure to perform or comply with specifications or requirements of the agreement.

Contractors shall be responsible for reporting sales and paying user fees resulting from sales made by authorized resellers.

Failure to comply with these requirements shall constitute grounds for declaring the vendor in default and recovering procurement costs from the vendor in addition to all outstanding fees. **VENDORS DELINQUENT IN PAYING TRANSACTION FEES MAY BE EXCLUDED FROM CONDUCTING FUTURE BUSINESS WITH THE STATE.**

**3. Electronic Invoicing.** Notwithstanding any provision of the Contract, the Contractor shall supply electronic invoices in lieu of paper-based invoices for those transactions processed through the System. Electronic invoices shall be submitted to the Customer through the Ariba Supplier Network (ASN) in one of the following mechanisms – EDI 810, cXML, or web-based invoice entry within the ASN.

**4. Catalog Data.** Accenture is responsible for converting Contract catalog information into a format supported by the System. To accomplish this conversion, the Contractor shall provide certain information in electronic format directly to Accenture; alternatively, the Contractor may follow the "punchout" solution described in more detail below.

Within ten (10) days of written notice from Accenture, Contractor shall provide all information necessary to facilitate electronic purchases from this contract, or shall contract Accenture and begin work on the "punchout" solution described below. Such information may include, but is not limited to, Contractor name, SKU, brand/manufacturer, product name and brief description, unit of measure, and price. Contractor shall provide this information in the format requested by Accenture. No costs or expenses associated with providing this information shall be charged to the Department, Customers, or Accenture. With Contractor's timely assistance, Accenture shall create and maintain web-based placement of the requested contract information.

"Punchout" Alternative

The Contractor may offer, as an alternative to providing the information discussed above, an online "punchout" solution, in which the Customer accesses the Contractor's website directly from the System, rather than the System maintaining the Contractor's data. This solution must

allow the Customer to reach the Contractor's site, browse for contracted items only, and return to the System with a list of items ready to be inserted into a requisition. If Contractor selects this alternative, it must meet the following requirements:

- The solution must conform to cXML 1.0 or 1.1 standards.
- The solution must conform to the technical specifications and implementation requirements provided by Accenture, and the Contractor must work with Accenture to ensure successful integration of the punchout solution into the System
- The solution must have the capability to provide only those products awarded under the contract, and block any non-contract item(s) from being added to the requisition.

#### Warranty

For the purposes of this section, the Contractor warrants and represents that it is authorized and empowered to and hereby grants the Department and Accenture the right and license to use, reproduce, transmit, distribute and publicly display within the System the information outlined above. In addition, the Contractor warrants and represents that it is authorized and empowered to and hereby grants the Department and Accenture the right and license to reproduce and display within the System the Contractor's trademarks, system marks, logos, trade dress or other branding designation that identifies the products made available by the Contractor under the Contract.

If the Contractor is not the manufacturer, it shall be the Contractor's responsibility to obtain authorization from the manufacturer to comply with the provisions of this section, including securing any intellectual property rights of the manufacturer. If the Contractor is the manufacturer, it shall only authorize dealers, outlets, distributors, value-added resellers, etc. within their network that can comply with the provisions of the Contract.

**5. Additional Modifications.** The Department reserves the right to further revise the collection and reporting requirements in conjunction with alterations to the System.

**6. Conflict.** In the event any of the terms herein conflict with the terms of the Contract, the terms of this Amendment shall control. All other terms of the Contract remain in full force and effect. Contractor waives and releases any and all claims for additional compensation arising out of or relating to this Amendment.

7. **Warranty of Authority.** Each person signing this Amendment warrants that he or she is duly authorized to do so and to bind the respective party.


**SO AGREED:**

**CONTRACTOR**

HDR Engineering, Inc.  
Contractor Name

2202 N. West Shore Blvd., #250

Tampa, FL 33607  
Address



By: Paul A. Bowdoin  
Its: Senior Vice President

4-21-03  
Date

**STATE OF FLORIDA,  
DEPARTMENT OF MANAGEMENT SERVICES**

By: \_\_\_\_\_

\_\_\_\_\_ Date

Approved as to form and legality by the Department General Counsel's Office:

\_\_\_\_\_

\_\_\_\_\_ Date



**FLORIDA  
DEPARTMENT  
OF  
MANAGEMENT  
SERVICES**

**JEB BUSH  
GOVERNOR**

**CYNTHIA A. HENDERSON  
SECRETARY**

MyFlorida.com



STATE PURCHASING  
4050 ESPLANADE WAY  
SUITE 350  
TALLAHASSEE, FLORIDA  
32399-0950

TELEPHONE:  
850-488-8440

FAX:  
850-414-6122

INTERNET:  
WWW.MYFLORIDA.COM

Suite 315

July 16, 2001

MEMORANDUM NO.: (973-001-00-1)-12

TO: Department Addressed

FROM: Matthew R. Jeppson  
Director, State Purchasing

SUBJECT: Contract No. 973-001-00-1  
Title: Professional Consulting Services

This revision reflects a new address, telephone number, fax number, email address and contact person for Achieve Global (Reference Ordering Instructions, Page 29).

Please note below the new Contract Administrator name and telephone number for this contract (also reference Certification of Services Contract page of the contract).

Any questions or problems in delivery or service that may arise regarding this contract should be directed to Peggy Yown at (850) 488-7403, Suncom 278-7403, email to [yownp@dms.state.fl.us](mailto:yownp@dms.state.fl.us)


MRJ/py/mcb



**FLORIDA  
DEPARTMENT  
OF  
MANAGEMENT  
SERVICES**

**JEB BUSH  
GOVERNOR**

**CYNTHIA A. HENDERSON  
SECRETARY**



STATE PURCHASING  
4050 ESPLANADE WAY  
SUITE 350  
TALLAHASSEE, FLORIDA  
32399-0950

TELEPHONE:  
850-488-8440

FAX:  
850-414-6122

INTERNET:  
[WWW.MYFLORIDA.COM](http://WWW.MYFLORIDA.COM)

Suite 315

June 5, 2001

MEMORANDUM NO.: (973-001-00-1)-11

TO: Department Addressed  
FROM: Matthew R. Jeppson  
Director, State Purchasing  
SUBJECT: Contract No. 973-001-00-1  
Title: Professional Consulting Services

Please make the following changes in the subject contract:

Delete: Contactor page, 12, 21, 27, 42

Add: Contactor page, 12\*, 21\*, 27\*, 42\*  
\*(Rev 15 June 01)

Revised to update the name of HDR, Inc. and to change the name of the contact person.

Any questions or problems in delivery or service that may arise regarding this contract should be directed to Stephany Fall at (850) 487-0663, Suncom 278-0663, [falls@dms.state.fl.us](mailto:falls@dms.state.fl.us)

MRJ/gb/meb






**FLORIDA  
DEPARTMENT  
OF  
MANAGEMENT  
SERVICES**

**JEB BUSH  
GOVERNOR**

**CYNTHIA A. HENDERSON  
SECRETARY**



**STATE PURCHASING  
4050 ESPLANADE WAY  
SUITE 350  
TALLAHASSEE, FLORIDA  
32399-0950**

**TELEPHONE:  
850-488-8440**

**FAX:  
850-414-6122**

**INTERNET:  
WWW.MYFLORIDACOM**

Suite 315

March 30, 2001

**MEMORANDUM NO.:** (973-001-00-1) - 10

**TO:** Department Addressed  
**FROM:** Matthew R. Jeppson  
Director, State Purchasing  
**SUBJECT:** Contract No. 973-001-00-1  
Title: Professional Consulting Services for Management Skills

Please make the following changes in the subject contract:

Delete: Certification of Contract Pages 10-68

Add: \*Certification of Contract, Page \*10-\*68  
\*(Rev. 15 May 01)

Revised to add ADG Business and Governmental Consultants.

Any questions or problems in delivery or service that may arise regarding this contract should be directed to Stephany R. Fall at (850) 487-0663, Suncom 277-0663, [falls@dms.state.fl.us](mailto:falls@dms.state.fl.us)

MRJ/sf/kep



**FLORIDA  
DEPARTMENT  
OF  
MANAGEMENT  
SERVICES**

**JEB BUSH  
GOVERNOR**

**CYNTHIA A. HENDERSON  
SECRETARY**



STATE PURCHASING  
4050 ESPLANADE WAY  
SUITE 350  
TALLAHASSEE, FLORIDA  
32399-0950

TELEPHONE:  
850-488-8440

FAX:  
850-414-6122

INTERNET:  
[www.MYFLORIDA.COM/DMS](http://www.MYFLORIDA.COM/DMS)  
[www.MYFLORIDA.COM](http://www.MYFLORIDA.COM)

Suite 315

January 12, 2001

MEMORANDUM NO.: (973-001-00-1)-9

TO: Department Addressed

FROM: Cynthia A. Henderson  
Secretary

SUBJECT: Contract No. 973-001-00-1  
Title: Professional Consulting Services for Management Skills

Please make the following changes in the subject contract:

Delete: Certification of Contract, Pages 12-65

Add: Certification of Contract, Pages \*12-\*67  
\*(Rev. 25 Jan. 01)

Revised to add Harvey, Branker & Associates and KMR Consultants, LLC  
and to correct prices for James Moore & Company.

Any questions or problems in delivery or service that may arise regarding  
this contract should be directed to Stephany R. Fall at (850) 487-0663,  
Suncom 277-0663, [falls@dms.state.fl.us](mailto:falls@dms.state.fl.us)

CAH/sf/meb




**FLORIDA  
DEPARTMENT  
OF  
MANAGEMENT  
SERVICES**

**JEB BUSH  
GOVERNOR**

**CYNTHIA A. HENDERSON  
SECRETARY**

MyFlorida.com



**STATE PURCHASING  
4050 ESPLANADE WAY  
SUITE 350  
TALLAHASSEE, FLORIDA  
32399-0950**

**TELEPHONE:  
850-488-8440**

**FAX:  
850-414-6122**

**INTERNET:  
WWW.MYFLORIDA.COM/DAIS  
WWW.MYFLORIDA.COM**

Suite 315

December 6, 2000

MEMORANDUM NO.: (973-001-00-1) - 8

**TO:** Department Addressed  
**FROM:** Cynthia A. Henderson  
Secretary  
**SUBJECT:** Contract No. 973-001-00-1  
Title: Professional Consulting Services for Management Skills

Please make the following changes in the subject contract:

Delete: Pages 13, 14, & 23

Add: Pages \*13, \*14, & \*23 \*(Rev. 7 Dec. 00)

Revised to correct rates.

Any questions or problems in delivery or service that may arise regarding this contract should be directed to Stephany Fall at (850) 487-0663, Suncom 277-0663, [falls@dms.state.fl.us](mailto:falls@dms.state.fl.us)

CAH/sf/kep




FLORIDA  
DEPARTMENT OF  
MANAGEMENT  
SERVICES

---

**JEB BUSH**  
GOVERNOR

**CYNTHIA A. HENDERSON**  
SECRETARY



---

STATE PURCHASING  
4050 ESPLANADE WAY  
SUITE 350  
TALLAHASSEE, FLORIDA  
32399-0950

TELEPHONE:  
850-488-8440

FAX:  
850-414-6122

INTERNET:  
[www.MyFLORIDACOM/DMS](http://www.MyFLORIDACOM/DMS)  
[www.MyFLORIDACOM](http://www.MyFLORIDACOM)

Suite 315

December 1, 2000

MEMORANDUM NO.: (973-001-00-1)-7

TO: Department Addressed

FROM: Cynthia A. Henderson  
Secretary

SUBJECT: Contract No. 973-001-00-1  
Title: Professional Consulting Services  
For Management Skills

Please make the following changes in the subject contract:

Delete: Certification of Contract, Pages 10-60

Add: \*Certification of Contract, Pages 10-65  
\*(Rev 1 Dec 00)

Revised to add Competitive Government Strategies, Inc. and Mevatec Corporation.

Any questions or problems in delivery or service that may arise regarding this contract should be directed to Stephany R. Fall at (850) 487-0663, Suncom 278-0663, [falls@dms.state.fl.us](mailto:falls@dms.state.fl.us)

CAH/sf/lmb




FLORIDA  
DEPARTMENT  
OF  
MANAGEMENT  
SERVICES

JEB BUSH  
GOVERNOR

CYNTHIA A. HENDERSON  
SECRETARY

MyFlorida.com



STATE PURCHASING  
4050 ESPLANADE WAY  
SUITE 350  
TALLAHASSEE, FLORIDA  
32399-0950

TELEPHONE:  
850-488-8440

FAX:  
850-414-6122

INTERNET:  
[www.MYFLORIDA.COM/DMS](http://www.MYFLORIDA.COM/DMS)  
[www.MYFLORIDA.COM](http://www.MYFLORIDA.COM)

Suite 315

November 17, 2000

MEMORANDUM NO.: (973-001-00-1)-6

TO: Department Addressed  
FROM: Cynthia A. Henderson  
Secretary  
SUBJECT: Contract No. 973-001-00-1  
Title: Professional Consulting Services for  
Management Skills

Please make the following changes in the subject contract:

Delete: Certification, Pages: 12-58

Add: \*Certification, Pages: \*12-60 \*(New/Rev 28 Nov 00)

Revised to add Law, Redd, Crona, and Munroe, P.A; PKV Management Consulting, Inc. and to correct pricing for James Moore & Co., P.L.

Any questions or problems in delivery or service that may arise regarding this contract should be directed to Stephany Fall at (850) 487-0663, Suncom 277-0663, [falls@dms.state.fl.us](mailto:falls@dms.state.fl.us)

CAH/sf/meb

October 20, 2000

MEMORANDUM NO.: (973-001-00-1)-5

TO: Department Addressed

FROM: Cynthia A. Henderson  
Secretary

SUBJECT: Contract No. 973-001-01-1  
Title: Professional Consulting Services for Management  
Skills

Please make the following changes in the subject contract:

Delete: Certification of Contract

Add: Certification of Contract\* \*(Rev. 20 Oct. 00)

Revised to change name of contract administrator.

Any questions or problems in delivery or service that may arise regarding this contract should be directed to Stephany R. Fall at (850) 487-0663, Suncom 277-0663, [falls@dms.state.fl.us](mailto:falls@dms.state.fl.us) (Rev. 20 Oct. 00)

CAH/srf/kep

October 4, 2000

MEMORANDUM NO.: (973-001-00-1)-4

TO: Department Addressed

FROM: Cynthia Henderson  
Secretary

SUBJECT: Contract No. 973-001-00-1  
Title: Professional Consulting Services for Management Skills

Please make the following changes in the subject contract:

Delete: Pages 15-57

Add: \*Pages 15-58 \*(Rev 4 Oct 00)

Revised to add Sharpton, Brunson & Company, P.A. Category A

Any questions or problems in delivery or service that may arise regarding this contract should be directed to Vonnie Allen at (850) 487-2304, Suncom 277-2304, [allenv@dms.state.fl.us](mailto:allenv@dms.state.fl.us)

PAR/va/lmb

September 19, 2000

MEMORANDUM NO.: (973-001-00-1)-3

TO: Department Addressed

FROM: Paul A. Rowell  
Deputy Secretary

SUBJECT: Contract No. 973-001-00-1  
Title: Professional Consulting Services for Management Skills

Please make the following changes in the subject contract:

Delete: List of Contractors, Page 10-52

Add: List of Contractors, Page 10-57 \*(Rev. 28 Aug. 00)

Revised to add vendors in all categories and to update ordering instruction pages

Any questions or problems in delivery or service that may arise regarding this contract should be directed to Vonnie Allen at (850) 487-2304, Suncom 277-2304, [allenv@dms.state.fl.us](mailto:allenv@dms.state.fl.us)

PAR/va/kep



August 7, 2000

MEMORANDUM NO.: (973-001-00-1)-2

TO: Department Addressed

FROM: Paul A. Rowell  
Deputy Secretary

SUBJECT: Contract No. 973-001-00-1  
Title: Professional Consulting Services for Management Skills

Please make the following changes in the subject contract:

Delete: Pages 9-37

Add: \*Pages 9-52 \*(Rev 7 Aug 00)

Revised to add additional vendors in all categories. To revise Camber's pricing.

Any questions or problems in delivery or service that may arise regarding this contract should be directed to Vonnie Allen at 850-487-2304, Suncom 277-2304, [allenv@dms.state.fl.us](mailto:allenv@dms.state.fl.us)

PAR/va/lmb

June 20, 2000

MEMORANDUM NO.: (973-001-00-1)-1

TO: Department Addressed

FROM: Paul A. Rowell  
Deputy Secretary

SUBJECT: Contract No. 973-001-00-1  
Title: Professional Consulting Services for Management Skills

Please make the following changes in the subject contract:

Delete: Pages 9-34

Add: \*Pages 9-37 \*(Rev 20 Jun 00)

To add HDR Engineering to all categories and update SAIC ordering instructions.

Any questions or problems in delivery or service that may arise regarding this contract should be directed to Vonnie Allen at 850-487-2304, Suncom 277-2304, [allenv@dms.state.fl.us](mailto:allenv@dms.state.fl.us)


PAR/va/lmb



**FLORIDA  
DEPARTMENT  
OF  
MANAGEMENT  
SERVICES**

**JEB BUSH  
GOVERNOR**

**CYNTHIA A. HENDERSON  
SECRETARY**



STATE PURCHASING  
4050 ESPLANADE WAY  
SUITE 350  
TALLAHASSEE, FLORIDA  
32399-4950

TELEPHONE:  
850-488-8440

FAX:  
850-414-6122

INTERNET:  
[www.MYFLORIDA.COM/DMS](http://www.MYFLORIDA.COM/DMS)  
[www.MYFLORIDA.COM](http://www.MYFLORIDA.COM)

Suite 315

**CERTIFICATION OF SERVICE CONTRACT**

TITLE: Professional Consulting Services for Management Skills

CONTRACT NO.: 973-001-00-1

BID NO.: 19-973-001-V

EFFECTIVE: May, 15, 2000 through May 15, 2003

SUPERSEDES: 973-655-96-1

CONTRACTOR(S): See Attached  
(Rev 15 May 01)

**ANY QUESTIONS, SUGGESTIONS, OR CONTRACT SUPPLIER PROBLEMS WHICH MAY ARISE SHALL BE BROUGHT TO THE ATTENTION OF PEGGY YOWN AT (850) 488-7403, SUNCOM 278-7403, E-MAIL: [yownp@dms.state.fl.us](mailto:yownp@dms.state.fl.us)**

- A. **AUTHORITY** - Upon affirmative action taken by the State of Florida Department of Management Services on May 12, 2000, a contract has been executed between the State of Florida and the designated contractors.
- B. **EFFECT** - This contract was entered into to provide economies in the purchase of Consulting Services for Management Skills by all State of Florida agencies and institutions. Therefore, in compliance with Section 287.057, Florida Statutes, all purchases of these services should be made under the terms, prices, and conditions of this contract and with the suppliers specified.
- C. **ORDERING INSTRUCTIONS** - All purchases shall be made in accordance with the attached ordering instructions. Purchaser shall order at the prices indicated, exclusive of all Federal, State and local taxes.

All contract purchase orders shall show the State Purchasing contract number, description of service with unit prices extended and purchase order totaled. (This requirement may be waived when purchase is made by a blanket purchase order.)

- D. CONTRACTOR PERFORMANCE - Agencies shall report any vendor failure to perform according to the requirements of this contract on Complaint to Vendor, form PUR 7017. Should the vendor fail to correct the problem within a prescribed period of time, then form PUR 7029, Request for Assistance, is to be filed with this office.
- E. SPECIAL AND GENERAL CONDITIONS - Special and general conditions are enclosed for your information. Any restrictions accepted from the supplier are noted on the ordering instructions.
- F. CONTRACT APPRAISAL FORM - State Contract Appraisal, form PUR 7073 should be used to provide your input and recommendations for improvements in the contract to State Purchasing for receipt no later than 90 days prior to the expiration date of this contract.

\_\_\_\_\_  
Authorized Signature

(Date)

MJ/lmb

Attachments

**CONTRACTOR(S):**

.chieve Global	(A)
ADG Business and Governmental Consultants	(A)
A.T. Hudson	(A)
Burns & McDonnell	(A)
Camber Corp.	(C)
Career Training Concepts Inc.	(A)
CMA Enterprise Inc.	(A)
Competitive Government Strategies, Inc.	(A)
Competitive Technologies Business Services	(A)
Concurrent Technology	(V)
DMG Maximus	(A)
Glenn W. Robertson	(B)
Harvey, Branker & Associates	(H)
HDR, Inc.	(A)
ICATT Consulting	(N)
IFEM (USA), Inc.	(B)
Information Systems	(I)
James Moore, & Co.	(A)
KMR Consultants, LLC	(H)
KPMG LLP	(A)
Law, Redd, Crona & Munroe, P.A.	(A)
Levings and Associates	(I)
MEVATEC Corporation	(R)
Michael Richardson & Associates	(B)
MGT of America	(A)
MLC & Associates	(A)
MTL Service	(R)
Nammack Associates	(B)
PKV Management Consulting, Inc.	(A)
Policy Studies	(A)
Pricewaterhouse Cooper	(A)
Renaissance	(A)
Resource Associates Corp.	(R)
Roy Jorgensen	(A)
Science Applications International Corp.	(A)
Sharpton, Brunson & Company, P.A.	(A)
Sterling Institute	(C)
Testmasters	(B)
Thomas Howell Ferguson	(A)
Thompson, Cobb, Bazillo & Associates	(N)
William M. Mercer	(A)

(Rev 15 June 01)



## SPECIAL CONDITIONS

### PURPOSE

The purpose of this Request for Proposal is to establish a 36 month contract for the purchase of Professional Consulting Services for Management Skills by all State of Florida agencies and other eligible users in accordance with Eligible Users paragraph, General Conditions. It is anticipated that the contract will be effective from May 1, 2000 through April 30, 2003.

### OPTIONAL CONTRACT USAGE

In addition to the eligible users referenced above with the consent of the successful Proposer(s) purchases may be made under the terms and conditions of this Request for Proposal, by government entities located outside the State of Florida. Appropriate governmental entities' purchasing laws, rules and regulations shall apply to purchases made under this contract.

### PURCHASES UNDER \$2,500

Agencies have the option to purchase from non-contract vendors provided the cost is below \$2,500. State agencies are encouraged to use the State Visa Purchasing card for all purchases under \$2,500.

### SCOPE OF SERVICES

Contractors selected will provide consulting services in some or all of the following areas:

#### Category:

- A. Planning, Budgeting and Performance Measurements Consulting – Which includes the following:
  - Needs Assessment - Identify and develop assessment instruments, data collection methods, analysis, interpretation and public participation strategies.
  - Strategic Planning - The development of long range outcomes, priorities and strategies for the agencies.
  - Performance Budgeting - Implementation of the requirement of the Government Performance and Accountability Act of 1994.
  - Performance Measurement - The systematic identification and development of appropriate outcome, performance and productivity indicators, performance monitoring and reporting systems.
- B. Quality Improvement Consulting - The use of various techniques to evaluate and improve processes and the quality of services performed. (i.e. T.Q.M., etc.)
- C. Airport Management Consulting - Consulting, related to creating and maintaining an airport.

Training to assist the department in performing these tasks, or utilizing the information that has been gathered by the vendor should be offered in each category above as needed.

No services shall be offered or provided under this contract if similar services currently appear on another State Term Contract.

Detailed scope and specific requirements for work products will be provided by the contracting (purchasing) entity within the using agency when the vendor is selected for consideration with respect to a specific project or need. Such scope and requirements will include but are not limited to; description of work activities, definition of particular deliverables, time frame, and budget parameters. The objective of this RFP is to ascertain the qualifications of the vendors and obtain general fee/rate information to provide to the contracting agency staff to assist in their selection of qualified consultants.

### **ESTIMATED QUANTITIES**

It is anticipated that the State of Florida agencies, and other eligible users, will expend approximately \$2,000,000 under any contract resulting from this Proposal. These estimated figures are given only as a guideline for preparing your Proposal and should not be construed as representing actual figures under the contract.

### **SPECIAL ACCOMMODATIONS**

Any person requiring a special accommodation at State Purchasing because of a disability should call State Purchasing at (850) 488-8440 at least five (5) workdays prior to the Proposal opening. If you are hearing or speech impaired, please contact the Division by using the Florida Relay Service, which can be reached at 1 (800) 955-8771 (TDD).

### **DELIVERABLES**

The vendor shall guarantee that the contracting agency will be granted unlimited rights to reproduce, for the agency's use, materials and reports specifically developed for the department's requirements. If the vendor contemplates use of materials that are copyrighted, and charging a licensing fee for the right to reproduce or use such materials, the proposed cost of such a license shall be clearly presented by the vendor. Such information shall also be included in any material presented in response to later specific requests for services.

### **TRAVEL & LIVING EXPENSES**

Invoices for travel and living expenses, if authorized under provisions of this agreement, shall be submitted in accordance with Section 112.061, Florida Statutes.

### **NOTICE TO CONTRACTOR**

The employment of unauthorized aliens by any contractor is considered a violation of section 247A(e) of the Immigration and Nationalization Act. If the contractor knowingly employs unauthorized aliens, such violation shall be cause for unilateral cancellation of the contract.

### **PUBLIC ENTITY CRIMES**

A person or affiliate who has been placed on the convicted vendor list following a conviction for a public entity crime may not submit a Proposal on a contract to provide any goods or services to a public entity, may not submit a Proposal on a contract with a public entity for the construction or repair of a public building or public work, may not submit Proposals on leases of real property to a public entity, may not be awarded or perform work as a contractor, supplier, subcontractor, or consultant under a contract with any public entity, and may not transact business with any public entity in excess of the threshold amount provided in f.s. 287.017 for CATEGORY TWO for a period of 36 months from the date of being placed on the convicted vendor list.

### **SURCHARGE FEE AND SUMMARY OF TOTAL SALES**

Division of Purchasing hereby imposes a vendor surcharge fee of .5% (1/2 of 1%) on contractors' sales under any contract resulting from this negotiation. The fee will be paid by the contractor and must be included in submitted prices and cannot be added as a separate item. Use of this contract will be optional by State Agencies. If a State Agency elects to purchase from a source other than the resulting State contract, such purchases shall be in accordance with Chapter 287, F.S., and 60A Florida Administrative Code.

After receipt of payment from the contract purchases, all vendor surcharge fees shall be payable to the State of Florida no later than 15 days after the end of each quarter.

Vendor surcharge fee and contract number should be noted on the check and remitted to:  
State of Florida



Department of Management Services  
P.O. Box 5438  
Tallahassee, FL 32314-5438

Contract supplier shall furnish Division of Purchasing a detailed summary of sales at the end of each quarter. By submission of these Sales Summary reports and corresponding vendor surcharge deposits, the contractor(s) is certifying their correctness. All such reports and fee deposits shall be subject to audit by the State of Florida. Summary information shall be provided each quarter and shall include the following:

- A. State Contract Number
- B. Identity of purchaser
- C. Total sales per quarter and year-to-date

Failure to comply with these requirements will result in the contract supplier being found in default, in which case any and all re-procurement costs and all outstanding vendor surcharge fees may be charged against the defaulting contractor and may result in immediate, unilateral cancellation of your contract by Division of Purchasing.

### **PRICE LISTS**

On any contract where pricing is based on a Manufacturer's or Dealer's published price list (net or discounted), the price list must be provided by the PROPOSER as part of the Proposal package in hard copy, and on a 3.5 inch diskette as a Word For Windows file. Any subsequent revisions shall be submitted in the same format to State Purchasing CONTRACT ADMINISTRATOR, for review and approval prior to implementation.

Diskette must be formatted as:

- "Word for Windows"
- Font: Times New Roman 12
- Preset tabs only
- Margins: .5 Left and .5 Right, .5 Top and 1.0 Bottom
- Portrait only-no landscape
- No Tables
- No Headers or Footers
- No Excel Files

State Purchasing, at its discretion, may allow the CONTRACT HOLDER to configure its own PRICE LIST of eligible offerings and to post the prices on an Internet Web Site. However, all initial pricing and any subsequent price changes must be reviewed and approved by State Purchasing Contract Administrator before they can be posted to the CONTRACT HOLDER Internet Web Site.

Failure to submit the information required in this section will be grounds for disqualification of your Proposal and/or removal from any resulting contract.

### **COMPENSATION**

The contractor must provide all services required to meet the provisions of the contract. In calculating cost, services include, but are not limited to, consultative services, copyright fees, materials and equipment rentals. Travel expense, if authorized under the provisions of this agreement, shall be submitted in accordance with Section 112.061, Florida Statutes. No reimbursement is available to the contractor beyond the amount agreed and provided for in Sections 112.061 and 287.058, F.S.

**ADDITION/DELETION OF SERVICES OR VENDORS**

State Purchasing reserves the right to add or delete any service or vendor from the contract when deemed in to be in the State's best interest. Additions of vendors or services will be entertained on the anniversary date. Should a vendor (whether new or existing) wish to be considered for a category, the appropriate documents shall be submitted to Purchasing 60 days prior to the contract anniversary date.

**RENEWAL**

State Purchasing reserves the option to renew the period of this contract, or any portion thereof, for an additional term not to exceed the original contract period. Renewal of the contract period shall be by mutual agreement in writing.

**DISTRIBUTION OF CERTIFICATION OF CONTRACT**

One (1) copy of the Certification of Contract shall be furnished to each contractor as a result of this Proposal. No additions, deletions or changes of any kind shall be made to this certification by the contractor without prior approval of State Purchasing.

**CANCELLATIONS**

All contract obligations shall prevail for at least one hundred eighty (180) days after effective date of the contract. In addition to the provisions of the renewal paragraph, for the protection of both parties, this contract may be cancelled.

**VISA ACCEPTANCE**

The State of Florida has implemented a purchasing card program, using the Visa platform. Vendors may receive payment from state agencies by the purchasing card in the same manner as other Visa purchases. **Visa acceptance is mandatory but is not the exclusive method of payment.** Please indicate your ability to accept Visa in the space provided on the Ordering Instruction sheet of the Proposal.

**INSURANCE, WORKERS' COMPENSATION**

The contractor shall take out and maintain during the life of this agreement, Workers' Compensation Insurance for all of his employees connected with the work of this project and, in case any work is sublet, the contractor shall require the subcontractor similarly to provide Workers' Compensation Insurance for all of the latter's employees unless such employees are covered by the protection afforded by the contractor. Such insurance shall comply fully with the Florida Workers' Compensation law. In case any class of employees engaged in hazardous work under this contract at the site of the project is not protected under the Workmen's Compensation statute, the Contractor shall provide, and cause each sub-contractor to provide, adequate insurance, satisfactory to the Purchaser, for the protection of his employees not otherwise protected.

**SUBMISSION OF PROPOSAL**

**ORIGINAL PROPOSAL**

Each completed Proposal must be in a separate sealed envelope and one of them must be identified as the Vendor's original Proposal. The face of each envelope shall contain the following information:

ORIGINAL

Name of Vendor

Title of RFP

Opening Date and Time

## DUPLICATE PROPOSALS

Vendors are responsible for delivery of three (3) copies of their original Proposal in a separate envelope clearly labeled as DUPLICATE COPIES no later than the date and time in which all Proposals must be timely submitted.

If there are discrepancies in the material or content between the "original" and the duplicates, the information contained in the original shall prevail.

## PROPOSAL FORMAT

The objective of the Proposal is to demonstrate the vendor's qualifications and abilities to provide the services required. Proposals must sufficiently address the requirements, services and deliverables outlined in the Scope of Services. In order to assist the evaluation committee in reviewing Proposals, each Proposal shall be prepared in the format described in the Proposal Narrative.

## PROPOSAL NARRATIVE

The Responses should be compiled in the following order and so identified.

- **Tab A** shall contain the signed Bidder Acknowledgement form PUR 7033.
- **Tab B References:** shall contain proof of submission for the Dun & Bradstreet Reference Evaluation. A fax confirmation copy is sufficient to include with your response. See attachment B for detailed instructions. A vendor that has a Dun & Bradstreet Evaluation for references & financial, that was performed since March 28, 1999 may submit that evaluation in Tab B. However, the references must be for performance in the same areas as you are responding to in this RFP and have at least the same number of references listed for the evaluation.
- **Tab C Consulting/Training Staff Experience:** shall contain the detailed information regarding the vendor's Consulting Staffs' qualifications and training in a resume. This will not include support staff, but must include all staff that will be directly involved with the services offered. If you are submitting a bid in more than one category, give information in this tab divided by category.
- **Tab D Organizational Experience:** shall contain the detailed information regarding Organizational Experience a well established vendor is an important factor for ensuring quality in obtaining consultant services. A vendor must have been existence a minimum of one year prior to the Proposal opening. The number of years the company has been in existence, as well as, the number of years the company has performed services in the categories Proposed will be evaluated. Vendor must supply a copy of the Dun & Bradstreet reference sheet with their response that lists the experience with Government entities providing similar services. If you are submitting a response in more than one category, specify the category to which experience it applies.
- **Tab E Internet Web Site:** may contain a URL for an existing web site to qualify for points in this area.

The Contract resulting from this Proposal will become a public document. The State of Florida, State Purchasing is using the Florida Communities Network (FCN) on the Internet World Wide Web (WWW) to distribute State Term Contracts and product information to eligible users and other interested entities.

While not required at this time, each CONTRACT VENDOR is encouraged to develop and maintain a HOME PAGE on the Internet WWW. The Home Page must be compatible with the most recent version of browser software being used by State Purchasing. As of the writing of this solicitation, Netscape Navigator 3.0 is the State Purchasing browser standard. State Purchasing intends to upgrade to new browser versions as they become available and fully tested, at its discretion.

- **Tab F Minority Status**: shall contain Minority Business Enterprise (MBE) information, completed; this information is described in, and may be supplied by, completing the form provided in the Web site <http://fcn.state.nj.us/fcn/centers/purchase/forms.htm>, which contains a download Vendor Registration Form Application. Contractor or sub-contractor MBE is included as evaluation criteria and given points.

Minority participation will be assigned for minority ownership of 50 points. If using MBE sub-contractor(s) the Proposer may receive up to 20 points based on the percentage of the sub-contractor. A vendor plan to sub-contract with a business that fits one of the above classifications may submit the name and status of the subcontract. The vendor must submit the projected percentage of business they plan to sub-contract. Points will be awarded on a sliding scale for the percentage of work to be subcontracted. A vendor that has utilized the sub-contracting provision must track the actual dollars subcontracted each quarter and report those figures and identify the Minority or Small Business along with their other quarterly report.

Proposers shall not qualify for points as both a minority business and points for sub-contracting with minority businesses.

- **Tab G Price/Fee**: shall contain pricing information. Price and award shall be by geographic area (see map, Attachment A). On the price sheet the vendor must indicate which geographic areas they will cover. Vendor must include each position title that is available and the cost per hour for that position's service. Use only the lines needed for positions you wish to offer, **not** all lines must be filled.

#### **Evaluation and Award**

Proposals will be evaluated by the information presented in response to this solicitation using the formula identified as Proposal Review Scoring.

Award will be made to those vendors scoring at least 1000 points or more in each category bid.

## COMMODITY CODES

- .73-500 Accounting Consulting Services
- 973-685 Quality Improvement Consulting Services
- 973-970 Airport Management Consulting Services  
(Rev 7 Aug 00)

## CATEGORY A

### **ACHIEVE GLOBAL**

All regions priced the same,

Executive Consultant	\$360./hr
Junior Consultant	\$240./hr
Prof. Serv. Manager	\$240./hr
Project Manager	\$62.50/hr
Analyst	\$62.50/hr
Publisher	\$62.50/hr
Admin. Assistant	\$62.50/hr

(Rev 7 Aug 00)

### **ADG BUSINESS & GOVERNMENT CONSULTANTS**

All regions priced the same

Project Manager	\$200.00/hr
Senior Consultant	\$150.00/hr
Consultant	\$125.00/hr
Analyst	\$100.00/hr
Research Associate	\$75.00/hr
Technology Support	\$75.00/hr

(New 15 May 01)

### **A.T. HUDSON**

All regions priced the same,

Management Consultant	\$146/hr
Consultant	\$133/hr
Trainer	\$87/hr

(Rev 7 Aug 00)

### **BURNS & MC DONNELL**

All regions priced the same,

Technician:	\$39.00/hour
Assistant:	\$43.00/hour
Staff:	\$77.00/hour
Senior:	\$91.00/hour
Associate:	\$110.00/hour

### **CAMBER CORPORATION**

All regions priced the same,

Subject Matter Experts:	\$115.86/hour
Program Manager:	\$98.12/hour
Senior Analyst:	\$82.91/hour
Senior Programmer	\$69.84/hour
Analyst:	\$65.76/hour
Programmer	\$60.39/hour
Junior Analyst:	\$56.98/hour
Jr. Programmer/Data Entry Sepcialist	\$49.44/hour
Graphic Artist	\$43.39/hour
Jr. Graphic Artist	\$37.02/hour

Administrative/Clerical \$31.30/hour  
(Rev 7 Aug 00)

**CENTURY BUSINESS**

All regions priced the same,

Account Manager \$250/hr  
Senior Consultant \$225/hr  
Engineer/Analyst \$200/hr  
Junior Analyst \$187.50/hr  
Training Support \$125/hr  
Staff Support \$100/hr

(Rev 7 Aug 00)

**CMA ENTERPRISE, INC.**

All regions priced the same

Chief Consultant \$150/hr  
Sr. Consultant \$140/hr  
Jr. Consultant \$75/hr  
Trainer \$100/hr  
Ph. D \$175/hr  
Admin. Staff \$30/hr

(Rev. 28 Sept. 00)

**COMPETITIVE GOVERNMENT STRATEGIES, INC.**

All regions priced the same

President \$250/hr  
Senior Consultant \$225/hr  
Senior Manager \$200/hr  
Manager \$175/hr  
Senior Analyst \$150/hr  
Analyst \$125/hr

(Rev. 1 Dec 00)

**COMPETITIVE TECHNOLOGIES BUSINESS SERVICES (CTBS)**

All regions priced the same

Account Manager/Senior Consultant \$250/hr  
Senior Consultant \$225/hr  
Consultant/Engineer/Analyst \$200/hr  
Junior Consultant/Analyst \$187.50/hr  
Training Support \$125/hr  
Staff Support \$100/hr

(Rev. 28 Sept 00)

**CONCURRENT TECHNOLOGIES CORPORATION**

All regions priced the same,

Associate Staff Member \$60.30  
Staff Member \$75.38  
Senior Staff Member \$90.45

**DMG MAXIMUS**

All regions priced the same,

Principal/Officer	\$160/hr
Director/Manager	\$138/hr
Senior Consultant	\$115/hr
Consultant	\$87/hr

**GLENN W. ROBERTSON & ASSOCIATES**

All regions priced the same,

Principle:	\$125.00/hour
------------	---------------

**HARVEY, BRANKER & ASSOCIATES**

All regions priced the same,

Partner	\$125/hr
Manager	\$85/hr
Sr. Consultant	\$65/hr
Consultant	\$55/hr
Clerical	\$30/hr

(New 25 Jan 01)

**HDR, INC.**

All regions priced the same,

Principal	\$185.00
Proj. Mgr/Prin. Investigator	\$160.00
Quality Assurance/Control	\$145.00
Sr. Consulting/Sr. Engineer I	\$140.00
Sr. Consulting/Sr. Engineer II	\$115.00
Sr. Economist/Sr. Analyst	\$112.00
Consultant/Engineer	\$85.00
Economist/Analyst	\$80.00
Financial/Editor/Technician	\$70.00
Admin. Assistant	\$60.00

(Rev 15 June 01)

**IFEM USA, INC.**

All regions priced the same,

Principal:	\$125.00/hour
Senior Consultant:	\$100.00/hour
Project Administrator:	\$60.00/hour

**INFORMATION SYSTEMS OF FLORIDA, INC.**

All regions priced the same,

Principle Consultant:	\$250.00/hour
Senior Consultant:	\$200.00/hour
Consultant:	\$180.00/hour
Trainer:	\$225.00/hour
Project Manager:	\$160.00/hour
Business Analyst:	\$150.00/hour



**ICATT CONSULTING, INC.**

All regions priced the same,

Principle Consultant	\$157/hr
Senior Consultant	\$135/hr
Consultant	\$100/hr
Trainer	\$90/hr
Project Manager	\$100/hr
Business Analyst	\$75/hr
Research Analyst	\$75/hr

(Rev 7 Aug 00)

**JAMES MOORE & CO., P.L.**

All regions priced the same,

Partner:	\$160/hour
Manager:	\$100/hour
Senior:	\$70/hour
Semi-Senior:	\$60/hour

(Rev. 7 Dec. 00)

**KMR Consultants, LLC**

All regions priced the same,

Managing Partner	\$200/hr
Partner	\$190/hr
Consultant	\$120/hr
Senior Analyst/Analyst	\$75/hr
Research Associate/Asst.	\$55/hr
Marketing Support	\$60/hr
Technology Support	\$75/hr

(New 25 Jan 01)

**KPMG LLP**

All regions priced the same,

Partner	\$263/hr
Sr. Manager	\$239/hr
Manager	\$202/hr
Sr. Consultant	\$166/hr
Consultant	\$131/hr
Sr. Analyst	\$96/hr
Jr. Analyst	\$74/hr
Intern	\$44/hr
Admin. Support	\$44/hr

(Rev 7 Aug 00)

**LAW, REDD, CRONA & MUNROE, P.A.**

	West	East	Central	South
Partner	\$135/hr	135/hr	145/hr	150/hr
Manager	\$100/hr	100/hr	110/hr	125/hr
Senior	\$85/hr	85/hr	90/hr	95/hr
Staff	\$65/hr	65/hr	70/hr	75/hr
Paraprofessional	\$55/hr	55/hr	60/hr	60/hr

Support	\$30/hr	30/hr	35/hr	37/hr
(New 28 Nov 00)				

**MICHAEL RICHARDSON & ASSOCIATES**

All regions priced the same,

Lead Consultant: \$75.00/hour

**MGT OF AMERICA, INC.**

All regions priced the same,

Senior Partner: \$220.00/hour

Partner: \$210.00/hour

Principal: \$190.00/hour

Senior Associate: \$170.00/hour

Senior Consultant: \$150.00/hour

Consultant: \$130.00/hour

Senior Analyst/Analyst: \$85.00/hour

Research Associate/Asst: \$55.00/hour

Marketing Support: \$60.00/hour

Technology Support: \$75.00/hour

**MTL SERVICES INTERNATIONAL, INC.**

All regions priced the same,

Senior Consultant: \$122.55/hour

Consultant: \$111.41/hour

Trainer: \$83.55/hour

**MEVATEC CORPORATION**

All regions priced the same

Program Manager \$110.04/hr

Principal Investigator \$133.28/hr

Admin/Clerical \$38.09/hr

Sr. Management Analyst \$98.45/hr

Management Analyst \$74.52/hr

Jr. Management Analyst \$62.64/hr

Sr. Cost Financial Analyst \$72.19/hr

Cost Financial Analyst \$48.87/hr

Jr. Cost/Financial Analyst \$40.74/hr

Engineer/Scientist \$86.72/hr

Assoc Engineer/Scientist/Analyst \$48.39/hr

Programmer \$53.47/hr

ABM Project Leader \$237.00/hr

Sr. ABM Specialist \$166.25/hr

ABM/ABC Specialist \$142.50/hr

ABM/Cost Analyst \$118.75/hr

Sr. Programmer/Analyst \$75.59/hr

Sr. Engineer/Scientist \$89.02

Journeyman Programmer \$62.91/hr

Executive Consultant \$214.00/hr

Sr. Business Consultant \$167.00/hr

Business Consultant \$143.00/hr

Business Analyst \$119.00/hr  
(Rev. 1 Dec 00)

**NAMMACK ASSOCIATES, INC.** (Specializes in Airport Financial Issues)

All regions priced the same,  
President: \$135.00/hour  
Senior Associate/VP: \$112.50/hour  
Associate: \$90.00/hour  
Administrative: \$45.00/hour

**PKV MANAGEMENT CONSULTING, INC.**

All regions priced the same,  
Principals: \$200/hr  
International Management Consultant \$250/hr  
Senior OD Consultant \$165/hr  
Management Systems Consultant \$95/hr  
Senior Management Consultant \$95/hr  
Management Analyst/Programmer \$50/hr  
Management Consultant \$45/hr  
Office Manager \$40/hr  
Support \$20/hr  
(New 7 Dec. 00)

**POLICY STUDIES INC.**

All regions priced the same,  
Senior Vice President: \$200.00/hour  
Vice President: \$160.00/hour  
Senior Consultant: \$150.00/hour  
Consultant: \$100.00/hour  
Senior Analyst: 90.00/hour  
Analyst: \$45.00/hour  
Production Staff: \$40.00/hour  
Clerical Staff: \$35.00/hour

**PRICEWATERHOUSE COOPERS**

All regions priced the same,  
Partner/Owner \$305/hr  
Director \$225/hr  
Project Manager \$195/hr  
Business Strategist \$185/hr  
Sr Technical Analyst \$165/hr  
Sr Business Analyst \$155/hr  
Sr Financial Analyst \$145/hr  
Technical Analyst \$125/hr  
Business Analyst \$105/hr  
Financial Analyst \$95/hr  
Project Administrator \$75/hr  
Administrative Asst. \$55/hr  
Rev 7 Aug 00)

**RENAISSANCE**

All regions priced the same,

Exec. Oversight	\$225/hr
Senior Project Manager	\$213/hr
Project Manager	\$175/hr
Sr. Team Leader	\$170/hr
Team Leader	\$150/hr
Sr. Business Analyst	\$191/hr
Business Analyst	\$115/hr
Sr. Systems Analyst	\$115/hr
Systems Analyst	\$94/hr
Sr. Technical Analyst	\$125/hr
Technical Analyst	\$85/hr
Jr. Tech. Analyst	\$70/hr
Training Specialist	\$85/hr
Functional Specialist	\$125/hr
IV & V/QA Specialist	\$127/hr
Technical Writer	\$80/hr
Project Control Special.	\$85/hr
Associate Consultant	\$85/hr
Consultant	\$125/hr

(Rev 7 Aug 00)

**RESOURCE ASSOCIATES CORP**

All regions priced the same

Senior Consultant	\$140/hr
Associate Consultant	\$100/hr
Senior Associate	\$110/hr
Trainer	\$90/hr

(Rev 28 Sept. 00)

**ROY JORGENSEN ASSOCIATES, INC.**

All regions priced the same,

Principal:	\$159.52/hour
Senior Associate:	\$120.39/hour
Associate:	\$78.25/hour
Systems Analyst:	\$102.33/hour
Trainer:	\$97.82/hour
Graphic Artist:	\$48.82/hour
Administrative Assistant:	\$58.69/hour

**SCIENCE APPLICATIONS INTERNATIONAL CORPORATION (SAIC)**

All regions priced the same,

Researcher I:	\$28.00/hour
Researcher II:	\$32.00/hour
Researcher III:	\$37.62/hour
Researcher IV:	\$44.25/hour
Asso. Mgmt. Consultant:	\$54.21/hour
Mgmt. Consultant I:	\$63.36/hour
Mgmt. Consultant II:	\$76.73/hour

Mgmt. Consultant III:	\$88.11/hour
Mgmt. Consultant IV:	\$95.00/hour
Mgmt. Consultant V:	\$104.40/hour
Sr. Mgmt. Consultant:	\$124.91/hour
Principal Mgmt. Consultant I:	\$156.01/hour
Principal Mgmt. Consultant II:	\$185.51/hour
Exec. Mgmt. Consultant I:	\$206.42/hour
Exec. Mgmt. Consultant II:	\$227.00/hour
Sr. Exec. Mgmt. Consultant:	\$251.00/hour

**SHARPTON, BRUNSON & COMPANY, P.A.**

All regions priced the same,

By District:	West	East	Central	South
Partner/Director:	\$150/hr	\$150/hr	\$150/hr	\$150/hr
Senior Manager:	\$135/hr	\$135/hr	\$135/hr	\$135/hr
Manager:	\$110/hr	\$110/hr	\$110/hr	\$110/hr
Senior:	\$95/hr	\$95/hr	\$95/hr	\$95/hr
Staff:	\$85/hr	\$85/hr	\$85/hr	\$85/hr
Total each District:	\$575/hr	\$575/hr	\$575/hr	\$575/hr
Total Districts Proposal:	2300/hr			
Divide by number of rates above	2300/hr/ 20 = 115 Ave. hr rate			

Average Hourly Rate Proposal 115/hr  
(Rev 4 Oct 00)

**STERLING INSTITUTE**

All regions priced the same,

Senior Consultant:	\$187.50/hour
--------------------	---------------

**THOMAS, HOWELL, FERGUSON**

East and West Districts Only

Partner	\$155/hr
Manager	\$125/hr
Senior	\$90/hr
Staff	\$75/hr

**THOMPSON, COBB, BAZILIO & ASSOCIATES**

All regions priced the same,

Partner	\$200.51
Principal	\$200.51
Sr. Manager	\$130.81
Sr. Consultant	\$130.81
Manager	\$101.74
Supervisor	\$91.24
Sr. Systems Prof.	\$130.49
Jr. Consultant	\$83.81
Jr. Systems Prof.	\$79.57
Senior Analyst	\$65.40
Junior Analyst	\$55.23

Documentation/Graphic	\$49.42
Administrative Asst (Rev 8 Aug 00)	\$35.01

**WILLIAM M. MERCER, INC.**

All regions priced the same,

Practice Leader:	\$465.00/hour
Senior Consultant:	\$325.00/hour
Consultant:	\$230.00/hour
Associate:	\$150.00/hour
Analyst:	\$115.00/hour
Administrative Support:	\$85.00/hour

## CATEGORY B

### CHIEVE GLOBAL

All regions priced the same,

Executive Consultant	\$360/hr
Junior Consultant	\$240/hr
Prof. Serv. Manager	\$240/hr
Project Manager	\$62.50/hr
Analyst	\$62.50/hr
Publisher	\$62.50/hr
Admin. Assistant	\$62.50/hr

(Rev 7 Aug 00)

### ADG BUSINESS & GOVERNMENT CONSULTANTS

All regions priced the same,

Project Manager	\$200.00/hr
Senior Consultant	\$150.00/hr
Consultant	\$125.00/hr
Analyst	\$100.00/hr
Research Associate	\$75.00/hr
Technology Support	\$75.00/hr

(New 15 May 01)

### A. T. HUDSON:

All regions priced the same,

Management:	\$146.00/hour
Consultant:	\$113.00/hour
Trainer:	\$87.00/hour

### CAMBER CORPORATION

All regions priced the same,

Subject Matter Experts:	\$115.86/hour
Program Manager:	\$98.12/hour
Senior Analyst:	\$82.91/hour
Senior Programmer:	\$69.84/hour
Analyst:	\$65.76/hour
Programmer:	\$60.39/hour
Junior Analyst:	\$56.98/hour
Jr. Programmer/Data Entry Specialist	\$49.44/hour
Graphic Artist	\$43.39/hour
Jr. Graphic Artist	\$37.02/hour
Administrative/Clerical	\$31.30/hour

(Rev 7 Aug 00)

### CAREER TRAINING CONCEPTS INC.

All regions priced the same

Principal	\$200/hr
Project Manager	\$175/hr
Jr. Consultant	\$175/hr
Consultant	\$125/hr

Trainer	\$150/hr
Training Support	\$110/hr
Administrative Assistant	\$85/hr
(Rev. 28 Sept. 00)	

**CMA ENTERPRISE INC**

All regions priced the same

Chief Consultant	\$150/hr
Senior Consultant	\$140/hr
Trainer	\$100/hr
Ph. D	\$175/hr
Admin. Staff	\$30/hr

(Rev. 28 Sept. 00)

**COMPETITIVE GOVERNMENT STRATEGIES, INC.**

All regions priced the same

President	\$250/hr
Senior Consultant	\$225/hr
Senior Manager	\$200/hr
Manager	\$175/hr
Senior Analyst	\$150/hr
Analyst	\$125/hr

(Rev. 1 Dec 00)

**COMPETITIVE TECHNOLOGIES BUSINESS SERVICES**

All regions priced the same

Account Manager/Senior Consultant	\$250/hr
Senior Consultant	\$225/hr
Consultant/Engineer/Analyst	\$200/hr
Junior Consultant/Analyst	\$187.50/hr
Training Support	\$125/hr
Staff Support	\$100/hr

(Rev. 28 Sept. 00)

**CONCURRENT TECHNOLOGIES CORPORATION**

All regions priced the same,

Associate Staff Member	\$60.30
Staff Member	\$75.38
Senior Staff Member	\$90.45

**DMG MAXIMUS**

All regions priced the same,

Principal/Officer	\$160/hr
Director/Manager	\$138/hr
Senior Consultant	\$115/hr
Consultant	\$87/hr

(Rev 7 Aug 00)



**HDR, INC.**

All regions priced the same,  
Principal

Principal	\$185.00
Proj. Mgr/Prin. Investigator	\$160.00
Quality Assurance/Control	\$145.00
Sr. Consulting/Sr. Engineer I	\$140.00
Sr. Consulting/Sr. Engineer II	\$115.00
Sr. Economist/Analyst	\$112.00
Consultant/Engineer	\$85.00
Economist/Sr. Analyst	\$80.00
Financial/Editor/Technician	\$70.00
Admin. Assistant	\$60.00

(Rev 15 June 01)

**ICATT CONSULTING, INC.**

All regions priced the same,

Principle Consultant	\$157/hr
Senior Consultant	\$135/hr
Consultant	\$100/hr
Trainer	\$90/hr
Project Manager	\$100/hr
Business Analyst	\$75/hr
Research Analyst	\$75/hr

(Rev 7 Aug 00)

**FEM USA, INC.**

All regions priced the same,

Principal:	\$125.00/hour
Senior Consultant:	\$100.00/hour
Project Administrator:	\$60.00/hour

**JAMES MOORE & CO., P.L.**

All regions priced the same,

Partner	\$160/hour
Manager	\$100/hour
Senior	\$70/hour
Semi-Senior	\$60/hour

(Rev. 28 Nov 00)

**KMR Consultants, LLC**

All regions priced the same,

Managing Partner	\$200/hr
Partner	\$190/hr
Consultant	\$120/hr
Senior Analyst/Analyst	\$75/hr
Research Associate/Asst.	\$55/hr
Marketing Support	\$60/hr
Technology Support	\$75/hr

(New 25 Jan 01)

**KPMG LLP**

All regions priced the same.

Partner	\$263/hr
Sr. Manager	\$239/hr
Manager	\$202/hr
Sr. Consultant	\$166/hr
Consultant	\$131/hr
Sr. Analyst	\$96/hr
Jr. Analyst	\$74/hr
Intern	\$44/hr
Admin. Support	\$44/hr

(Rev 7 Aug 00)

**LAW, REDD, CRONA & MUNROE, P.A.**

	West	East	Central	South
Partner	\$135/hr	135/hr	145/hr	150/hr
Manager	\$100/hr	100/hr	110/hr	125/hr
Senior	\$85/hr	85/hr	90/hr	95/hr
Staff	\$65/hr	65/hr	70/hr	75/hr
Paraprofessional	\$55/hr	55/hr	60/hr	60/hr
Support	\$30/hr	30/hr	35/hr	37/hr

(New 28 Nov 00)

**LEVINGS & ASSOCIATES**

Chief Consultant	\$200/hr
Associate Consultant	\$150/hr
Senior Trainer	\$150/hr
Associate Trainer	\$100/hr

(Rev 7 Aug 00)

**MEVATEC CORPORATION**

All regions priced the same

Program Manager	\$110.04/hr
Principal Investigator	\$133.28/hr
Admin/Clerical	\$38.09/hr
Sr. Management Analyst	\$98.45/hr
Management Analyst	\$74.52/hr
Jr. Management Analyst	\$62.64/hr
Sr. Cost/Financial Analyst	\$72.19/hr
Cost/Financial Analyst	\$48.87/hr
Jr. Cost/Financial Analyst	\$40.74/hr
Engineer/Scientist	\$86.72/hr
Assoc. Engineer/Scientist/Analyst	\$48.39/hr
Programmer	\$53.47/hr
ABM Project Leader	\$237.00/hr
Sr. ABM Specialist	\$166.25/hr
ABM/ABC Specialist	\$142.50/hr
ABM/Cost Analyst	\$118.75/hr
Sr. Programmer/Analyst	\$75.59/hr

Sr. Engineer/Scientist	\$89.02/hr
Journeyman Programmer	\$62.91/hr
Executive Consultant	\$214.00/hr
Sr. Business Consultant	\$167.00/hr
Business Consultant	\$143.00/hr
Business Analyst	\$119.00/hr

**MGT OF AMERICA, INC.**

All regions priced the same,

Senior Partner:	\$220.00/hour
Partner:	\$210.00/hour
Principal:	\$190.00/hour
Senior Associate:	\$170.00/hour
Senior Consultant:	\$150.00/hour
Consultant:	\$130.00/hour
Senior Analyst/Analyst:	\$85.00/hour
Research Associate/Asst:	\$55.00/hour
Marketing Support:	\$60.00/hour
Technology Support:	\$75.00/hour

**MLC & ASSOCIATES, INC.**

All regions priced the same,

Senior Consultant:	\$150.00/hour
--------------------	---------------

**MTL SERVICES INTERNATIONAL, INC.**

All regions priced the same,

Senior Consultant:	\$122.55/hour
Consultant:	\$111.41/hour
Trainer:	\$83.55/hour

**PKV MANAGEMENT CONSULTING, INC.**

All regions priced the same,

Principals	\$200/hr
International Management Consultant	\$250/hr
Senior OD Consultant	\$165/hr
Management Systems Consultant	\$95/hr
Senior Management Consultant	\$95/hr
Management Analyst/Programmer	\$50/hr
Management Consultant	\$45/hr
Office Manager	\$40/hr
Support	\$20/hr

(New 7 Dec. 00)

**PRICEWATERHOUSE COOPERS**

All regions priced the same,

Partner/Owner	\$305/hr
Director	\$225/hr
Project Manager	\$195/hr
Business Strategist	\$185/hr
Sr Business Analyst	\$155/hr

Sr Facilitator	\$145/hr
Business Analyst	\$105/hr
Facilitator	\$105/hr
Administrative Asst.	\$55/hr
(Rev 7 Aug 00)	

### RENAISSANCE

All regions priced the same,

Exec. Oversight	\$225/hr
Senior Project Manager	\$213/hr
Project Manager	\$175/hr
Sr. Team Leader	\$170/hr
Team Leader	\$150/hr
Sr. Business Analyst	\$191/hr
Business Analyst	\$115/hr
Sr. Systems Analyst	\$115/hr
Systems Analyst	\$94/hr
Sr. Technical Analyst	\$125/hr
Technical Analyst	\$85/hr
Jr. Tech. Analyst	\$70/hr
Training Specialist	\$85/hr
Functional Specialist	\$125/hr
IV & V/QA Specialist	\$127/hr
Technical Writer	\$80/hr
Project Control Special.	\$85/hr
Associate Consultant	\$85/hr
Consultant	\$125/hr

### RESOURCE ASSOCIATES CORP

All regions priced the same

Senior Associate	\$100/hr
Senior Facilitator	\$100/hr
Trainer	\$90/hr
(Rev. 28 Sept. 00)	

### ROY JORGENSEN ASSOCIATES, INC.

All regions priced the same,

Principal:	\$159.52/hour
Senior Associate:	\$120.39/hour
Associate:	\$78.25/hour
Systems Analyst:	\$102.33/hour
Trainer:	\$97.82/hour
Graphic Artist:	\$48.82/hour
Administrative Assistant:	\$58.69/hour

### SCIENCE APPLICATIONS INTERNATIONAL CORPORATION (SAIC)

All regions priced the same,

Researcher I:	\$28.00/hour
Researcher II:	\$32.00/hour
Researcher III:	\$37.62/hour

Researcher IV:	\$44.25/hour
Asso. Mgmt. Consultant:	\$54.21/hour
Mgmt. Consultant I:	\$63.36/hour
Mgmt. Consultant II:	\$76.73/hour
Mgmt. Consultant III:	\$88.11/hour
Mgmt. Consultant IV:	\$95.00/hour
Mgmt. Consultant V:	\$104.40/hour
Sr. Mgmt. Consultant:	\$124.91/hour
Principal Mgmt. Consultant I:	\$156.01/hour
Principal Mgmt. Consultant II:	\$185.51/hour
Exec. Mgmt. Consultant I:	\$206.42/hour
Exec. Mgmt. Consultant II:	\$227.00/hour
Sr. Exec. Mgmt. Consultant:	\$251.00/hour

**STERLING INSTITUTE**

All regions priced the same,

Senior Consultant:	\$187.50/hour
--------------------	---------------

**TESTMASTERS, INC.**

By Region:	West	North	Central	South
Project Manager:	\$140/hr	\$145/hr	\$145/hr	\$150/hr
Sr. QA Specialist:	\$95/hr	\$100/hr	\$100/hr	\$105/hr
Sr. Test Specialist:	\$90/hr	\$95/hr	\$95/hr	\$100/hr
Tech. Consultant:	\$80/hr	\$85/hr	\$85/hr	\$90/hr
QA Specialist:	\$65/hr	\$70/hr	\$70/hr	\$75/hr
Test Specialist:	\$60/hr	\$65/hr	\$65/hr	\$70/hr
Application Tester:	\$50/hr	\$55/hr	\$55/hr	\$60/hr
Support Staff:	\$35/hr	\$40/hr	\$40/hr	\$45/hr
Entry Level Tester:	\$22/hr	\$25/hr	\$25/hr	\$28/hr

**THOMAS, HOWELL, FERGUSON**

East and West Districts Only

Partner	\$155/hr
Manager	\$125/hr
Senior	\$90/hr
Staff	\$75/hr

(Rev 7 Aug 00)

**THOMPSON, COBB, BAZILIO & ASSOCIATES**

All regions priced the same,

Partner	\$200.51
Principal	\$200.51
Sr. Manager	\$130.81
Sr. Consultant	\$130.81
Manager	\$101.74
Supervisor	\$91.24
Sr. Systems Prof.	\$130.49
Ir. Consultant	\$83.81
Systems Prof.	\$79.57
Senior Analyst	\$65.40

Junior Analyst	\$55.23
Documentation/Graphic	\$49.42
Administrative Asst	\$35.01

(Rev 7 Aug 00)

### CATEGORY C

#### OMA ENTERPRISE INC

All regions priced the same

Chief Consultant	\$150/hr	\$150/hr
Senior Consultant	\$140/hr	\$140/hr
Junior Consultant	\$75/hr	\$75/hr
Trainer	\$100/hr	\$100/hr
Ph D.	\$175/hr	\$175/hr
Admin. Staff	\$30/hr	\$30/hr

(Rev. 28 Sept. 00)

#### DMG MAXIMUS

All regions priced the same,

Principal/Officer	\$160/hr
Director/Manager	\$138/hr
Senior Consultant	\$115/hr
Consultant	\$87/hr

(Rev 7 Aug 00)

#### HDR, INC.

All regions priced the same,

Principal	\$185.00
Proj. Mgr/Prin. Investigator	\$160.00
Quality Assurance/Control	\$145.00
Sr. Consulting/Sr. Engineer I	\$140.00
r. Consulting/Sr. Engineer II	\$115.00
Sr. Economist/Sr. Analyst	\$112.00
Consultant/Engineer	\$85.00
Economist/Analyst	\$80.00
Financial/Editor/Technician	\$70.00
Admin. Assistant	\$60.00

(Rev 15 June 01)

#### NAMMACK ASSOCIATES, INC.

All regions priced the same,

President:	\$135.00/hour
Senior Associate/VP:	\$112.50/hour
Associate:	\$90.00/hour
Administrative:	\$45.00/hour

## PRICEWATERHOUSE COOPERS

All regions priced the same,

Partner/Owner:	\$305.00/hour
Director:	\$225.00/hour
Project Manager:	\$195.00/hour
Airport Strategist:	\$195.00/hour
Senior Technical Analyst:	\$185.00/hour
Senior Airport Analyst:	\$175.00/hour
Technical Analyst:	\$165.00/hour
Airport Analyst:	\$105.00/hour
Project Administrator:	\$75.00/hour
Administrative Assistant:	\$55.00/hour

## SCIENCE APPLICATIONS INTERNATIONAL CORPORATION (SAIC)

All regions priced the same,

Researcher I:	\$28.00/hour
Researcher II:	\$32.00/hour
Researcher III:	\$37.62/hour
Researcher IV:	\$44.25/hour
Field Technician:	\$45.00/hour
CAD/Drafting/Editing:	\$50.00/hour
Staff Engineer/Scientist:	\$65.00/hour
Engineer/Scientist I:	\$80.00/hour
Engineer/Scientist II:	\$95.00/hour
Engineer/Scientist III:	\$115.00/hour
Sr. Engineer/Scientist:	\$130.00/hour
Principal Engineer/Scientist:	\$150.00/hour
Asso. Mgmt. Consultant:	\$54.21/hour
Mgmt. Consultant I:	\$63.36/hour
Mgmt. Consultant II:	\$76.73/hour
Mgmt. Consultant III:	\$88.11/hour
Mgmt. Consultant IV:	\$95.00/hour
Mgmt. Consultant V:	\$104.40/hour
Sr. Mgmt. Consultant:	\$124.91/hour
Regulatory Liaison:	\$160.00/hour
Principal:	\$175.00/hour
Principal Mgmt. Consultant I:	\$156.01/hour
Principal Mgmt. Consultant II:	\$185.51/hour
Exec. Mgmt. Consultant I:	\$206.42/hour
Exec. Mgmt. Consultant II:	\$227.00/hour
Sr. Exec. Mgmt. Consultant:	\$251.00/hour



Category A & B

ORDERING INSTRUCTIONS

NOTE:

ALL ORDERS SHOULD BE DIRECTED TO:

SPURS VENDOR NUMBER: F592353857-017

VENDOR: AchieveGlobal (A)

STREET ADDRESS OR P.O. BOX: 8875 Hidden River Pkwy, Suite 400

CITY, STATE, ZIP: Tampa, FL 33637-1034

TELEPHONE: 813-597-5531

TOLL FREE NO.: 800-659-6090 ext. 5531

ORDERING FAX NO.: 813-971-3511

REMIT ADDRESS: 8875 Hidden River Pkwy, Suite 400

CITY, STATE, ZIP: Tampa, FL 33637-1034

WILL ACCEPT THE VISA CARD

PRODUCT

INFORMATION: DIRECT INQUIRY TO:

NAME AND TITLE: Erin Whitaker

ADDRESS: 8875 Hidden River Pkwy, Suite 400

CITY, STATE, ZIP: Tampa, FL 33637-1034

TELEPHONE: 813-597-5531

TOLL FREE NO.: 800-659-6090, ext. 5531

URL HOME PAGE ADDRESS: www.achievegloabal.com

ELECTRONIC MAIL ADDRESS: erin.whitaker@achievegloabal.com

(Rev 25 July 01)

Category A & B

ORDERING INSTRUCTIONS

NOTE:

ALL ORDERS SHOULD BE DIRECTED TO:

SPURS VENDOR NUMBER: 593077919-001

VENDOR: ADG Business and Governmental Consultants

STREET ADDRESS OR P.O. BOX: 215 South Monroe Street, Suite 440

CITY, STATE, ZIP: Tallahassee, Florida 32301

TELEPHONE: 850-224-4600

TOLL FREE NO.: \_\_\_\_\_

ORDERING FAX NO.: 850-224-4630

REMIT ADDRESS: 215 South Monroe Street, Suite 440

CITY, STATE, ZIP: Tallahassee, Florida 32301

**WILL ACCEPT THE VISA CARD**

PRODUCT

INFORMATION: DIRECT INQUIRY TO:

NAME AND TITLE: Peter Harris, CEO

ADDRESS: 215 South Monroe Street, Suite 440

CITY, STATE, ZIP: Tallahassee, Florida 32301

TELEPHONE: 850-224-4600

TOLL FREE NO.: \_\_\_\_\_

URL HOME PAGE ADDRESS: www.adgonline.com

ELECTRONIC MAIL ADDRESS: pharris@adgonline.com

(New 15 May 01)

Category A & B

Rev 7 Aug 00)

ORDERING INSTRUCTIONS

NOTE: ALL ORDERS SHOULD BE DIRECTED TO:  
SPURS VENDOR NUMBER: F222057698-001  
VENDOR: A T Hudson & Co. (A)  
STREET ADDRESS OR P.O. BOX: 690 Kinderkamack Rd.  
CITY, STATE, ZIP: Oradell, NJ 07649  
TELEPHONE: 201-967-1830  
TOLL FREE NO.: 800-878-0998  
ORDERING FAX NO.: 201-967-1728  
REMIT ADDRESS: 690 Kinderkamack Rd.  
CITY, STATE, ZIP: Oradell, NJ 07649  
WILL ACCEPT THE VISA CARD

PRODUCT

INFORMATION: DIRECT INQUIRY TO:  
NAME AND TITLE: Ann Hirsch, Exec. Vice President  
ADDRESS: 690 Kinderkamack Rd.  
CITY, STATE, ZIP: Oradell, NJ 07649  
TELEPHONE: 201-967-1830  
TOLL FREE NO.: 800-878-0998  
URL HOME PAGE ADDRESS: ATHudson.com  
ELECTRONIC MAIL ADDRESS: AH@ATHudson.com

Category A

ORDERING INSTRUCTIONS

NOTE: ALL ORDERS SHOULD BE DIRECTED TO:

SPURS VENDOR NUMBER: F430956142-001

VENDOR: Burns & McDonnell (A)

STREET ADDRESS OR P.O. BOX: 6600 Peachtree Dunwoody Rd.

CITY, STATE, ZIP: Atlanta, GA 32808

TELEPHONE: 770-671-0409

TOLL FREE NO.: \_\_\_\_\_

ORDERING FAX NO.: 770-671-2808

REMIT ADDRESS: 6600 Peachtree Dunwoody Rd.

CITY, STATE, ZIP: Atlanta, GA 32808

WILL NOT ACCEPT THE VISA CARD

PRODUCT

INFORMATION: DIRECT INQUIRY TO:

NAME AND TITLE: Michelle Simmons, Associates

ADDRESS: 6600 Peachtree Dunwoody Rd.

CITY, STATE, ZIP: Atlanta, GA 32808

TELEPHONE: 770-671-0409

TOLL FREE NO.: \_\_\_\_\_

URL HOME PAGE ADDRESS: www.burnsmcd.com

ELECTRONIC MAIL ADDRESS: mzsimmmons@burnsmcd.com

Category A & B

ORDERING INSTRUCTIONS

NOTE:

ALL ORDERS SHOULD BE DIRECTED TO:

SPURS VENDOR NUMBER: F061159755-001

VENDOR: Camber Corporation (C)

STREET ADDRESS OR P.O. BOX: 635 Discovery Drive

CITY, STATE, ZIP: Huntsville, AL 35806

TELEPHONE: 256-922-0200

TOLL FREE NO.: 800-998-7988

ORDERING FAX NO.: 256-922-3574

REMIT ADDRESS: 135 S. LaSalle, Dept. 3490

CITY, STATE, ZIP: Chicago, IL 60674-3490

WILL ACCEPT THE VISA CARD

PRODUCT

INFORMATION: DIRECT INQUIRY TO:

NAME AND TITLE: Richard Nelson, Dir. of Contracts

ADDRESS: 635 Discovery Drive

CITY, STATE, ZIP: Huntsville, AL 35806

TELEPHONE: 256-922-0200

TOLL FREE NO.: 800-998-7988

URL HOME PAGE ADDRESS: http://www.camber.com

ELECTRONIC MAIL ADDRESS: \_\_\_\_\_

Category B

ORDERING INSTRUCTIONS

NOTE:

ALL ORDERS SHOULD BE DIRECTED TO:

SPURS VENDOR NUMBER: F 58-1172087-001

VENDOR: Career Training Concepts, Inc (A)

STREET ADDRESS OR P.O. BOX: 1650 Oakbrook Drive, Suite 475

CITY, STATE, ZIP: Norcross, GA 30093

TELEPHONE: 770-729-1345

TOLL FREE NO.: 800-367-3523

ORDERING FAX NO.: 770-729-8099

REMIT ADDRESS: Same as Above

CITY, STATE, ZIP: Same as Above

<WILL ACCEPT THE VISA CARD>

PRODUCT

INFORMATION: DIRECT INQUIRY TO:

NAME AND TITLE: Ted Brown, General Manager

ADDRESS: 1650 Oakbrook Dr. Suite 475

CITY, STATE, ZIP: Norcross, GA 30093

TELEPHONE: 770-729-1345

TOLL FREE NO.: 800-367-3523

URL HOME PAGE ADDRESS: www.careertrain.com www.smtatlanta.com

ELECTRONIC MAIL ADDRESS: tbrown@careertrain.com

(Rev. 28 Sept. 00)

Categories A, B, C

ORDERING INSTRUCTIONS

NOTE:

ALL ORDERS SHOULD BE DIRECTED TO:

SPURS VENDOR NUMBER: F 650206560-002

VENDOR: CMA Enterprise Inc. (N)

STREET ADDRESS OR P.O. BOX: 9821 SW 165 Terrance, Suite 1

CITY, STATE, ZIP: Miami, Florida 33157-3336

TELEPHONE: 305-254-2152

TOLL FREE NO.: N/A

ORDERING FAX NO.: 305-254-3731

REMIT ADDRESS: 9821 SW 165 Terrance, Suite 1

CITY, STATE, ZIP: Miami, Florida 33157-3336

<WILL ACCEPT THE VISA CARD>

PRODUCT

INFORMATION: DIRECT INQUIRY TO:

NAME AND TITLE: Gail Birks Askins, President/CEO

ADDRESS: 9821 SW 165 Terrance, Suite 1

CITY, STATE, ZIP: Miami, Florida 33157-3336

TELEPHONE: 305-254-2152

TOLL FREE NO.: N/A

URL HOME PAGE ADDRESS: http://www.cma-ent.com

ELECTRONIC MAIL ADDRESS: cmaent@ix.netcom.com

(Rev. 28 Sept. 00)

Category A & B

ORDERING INSTRUCTIONS

NOTE:

ALL ORDERS SHOULD BE DIRECTED TO:

SPURS VENDOR NUMBER: F352122801-001

VENDOR: Competitive Government Strategies, Inc. (A)

STREET ADDRESS OR P.O. BOX: 101 W. Ohio St., Suite 1350

CITY, STATE, ZIP: Indianapolis, IN 46204

TELEPHONE: 317-681-5072

TOLL FREE NO.:

ORDERING FAX NO.: 317-681-5068

REMIT ADDRESS: Same As Above

CITY, STATE, ZIP:

WILL ACCEPT THE VISA CARD

PRODUCT

INFORMATION: DIRECT INQUIRY TO:

NAME AND TITLE: Skip Stitt, Principal

ADDRESS: 101 W. Ohio St., Suite 1350

CITY, STATE, ZIP: Indianapolis, IN 46204

TELEPHONE: 317-681-5072

TOLL FREE NO.:

URL HOME PAGE ADDRESS:

ELECTRONIC MAIL ADDRESS: sstitt@lquest.net  
(Rev 1 Dec 00)



Category A & B

ORDERING INSTRUCTIONS

NOTE:

ALL ORDERS SHOULD BE DIRECTED TO:

SPURS VENDOR NUMBER: F341900734-001

VENDOR: Competitive Technologies Business Services, Inc. (A)

STREET ADDRESS OR P.O. BOX: P.O. Box 560028

CITY, STATE, ZIP: Rockledge, FL 32956-0028

TELEPHONE: 321-638-0099

TOLL FREE NO.: 800-284-0024

ORDERING FAX NO.: 321-638-0095

REMIT ADDRESS: P.O. Box 560028

CITY, STATE, ZIP: Rockledge, FL 32956-0028

WILL ACCEPT THE VISA CARD

PRODUCT

INFORMATION: DIRECT INQUIRY TO:

NAME AND TITLE: Maria Mogollon Executive Vice President

ADDRESS: P.O. Box 560028

CITY, STATE, ZIP: Rockledge, FL 32956-0028

TELEPHONE: 321-638-0099

TOLL FREE NO.: 800-284-0024

URL HOME PAGE ADDRESS: http://www.ctbs.com

ELECTRONIC MAIL ADDRESS: ctbs@ctbsinc.com

(Rev 7 Aug 00)

Category A & B

ORDERING INSTRUCTIONS

NOTE: ALL ORDERS SHOULD BE DIRECTED TO:

SPURS VENDOR NUMBER: F251556708-002

VENDOR: Concurrent Technologies Corporation (V)

STREET ADDRESS OR P.O. BOX: 7990 114<sup>th</sup> Ave., N.

CITY, STATE, ZIP: Largo, FL 33773-5026

TELEPHONE: 727-549-7082

TOLL FREE NO.: 888-745-3749

ORDERING FAX NO.: 727-549-7010

REMIT ADDRESS: 100 CTC Drive

CITY, STATE, ZIP: Johnstown, PA 15904-1935

WILL ACCEPT THE VISA CARD

PRODUCT

INFORMATION: DIRECT INQUIRY TO:

NAME AND TITLE: Jacqueline G. Carr, Contracts Administrator

ADDRESS: 7990 114<sup>th</sup> Ave., N.

CITY, STATE, ZIP: Largo, FL 33773-5026

TELEPHONE: 727-549-7082

TOLL FREE NO.: 888-745-3749

URL HOME PAGE ADDRESS: http://www.etc.com

ELECTRONIC MAIL ADDRESS: carrj@etc.com

Category A & B & C

ORDERING INSTRUCTIONS

NOTE:

ALL ORDERS SHOULD BE DIRECTED TO:

SPURS VENDOR NUMBER: F362897743-001

VENDOR: DMG-Maximus (A)

STREET ADDRESS OR P.O. BOX: 1949 Commonwealth Lane

CITY, STATE, ZIP: Tallahassee, FL 32303

TELEPHONE: 850-386-1101

TOLL FREE NO.: 888-779-4554

ORDERING FAX NO.: 850-386-3599

REMIT ADDRESS: Same As Above

CITY, STATE, ZIP: Same As Above

WILL ACCEPT THE VISA CARD

PRODUCT

INFORMATION: DIRECT INQUIRY TO:

NAME AND TITLE: Russell H. Campbell, Director

ADDRESS: 1949 Commonwealth Lane

CITY, STATE, ZIP: Tallahassee, FL 32303

TELEPHONE: 850-386-1101

TOLL FREE NO.: 888-779-4554

URL HOME PAGE ADDRESS: www.maxinc.com

ELECTRONIC MAIL ADDRESS: dmgmaximus@nettally.com

(Rev 7 Aug 00)

Category A

ORDERING INSTRUCTIONS

NOTE:

ALL ORDERS SHOULD BE DIRECTED TO:

SPURS VENDOR NUMBER: S263741051-005

VENDOR: Glenn Robertson & Associates (B)

STREET ADDRESS OR P.O. BOX: 122 S. Calhoun St.

CITY, STATE, ZIP: Tallahassee, FL 32301

TELEPHONE: 850-561-1339

TOLL FREE NO.: \_\_\_\_\_

ORDERING FAX NO.: 850-894-3068

REMIT ADDRESS: 122 S. Calhoun St.

CITY, STATE, ZIP: Tallahassee, FL 32301

WILL ACCEPT THE VISA CARD

PRODUCT

INFORMATION: DIRECT INQUIRY TO:

NAME AND TITLE: Glenn Robertson

ADDRESS: 122 S. Calhoun St.

CITY, STATE, ZIP: Tallahassee, FL 32301

TELEPHONE: 850-894-3068

TOLL FREE NO.: \_\_\_\_\_

URL HOME PAGE ADDRESS: http://www.glennwrobertson.com

ELECTRONIC MAIL ADDRESS: \_\_\_\_\_

ORDERING INSTRUCTIONS

NOTE:

ALL ORDERS SHOULD BE DIRECTED TO:

SPURS VENDOR NUMBER: F650984330 001

VENDOR: Harvey, Branker and Associates (H)

STREET ADDRESS OR P.O. BOX: 3325 Griffin Road, Suite 178

CITY, STATE, ZIP: Dania, Florida 33312

TELEPHONE: 954-747-1178

TOLL FREE NO.: \_\_\_\_\_

ORDERING FAX NO.: 305-628-4975

REMIT ADDRESS: Same as Above

CITY, STATE, ZIP: \_\_\_\_\_

**WILL NOT ACCEPT THE VISA CARD**

PRODUCT

INFORMATION: DIRECT INQUIRY TO:

NAME AND TITLE: Carlton Branker, Principal

ADDRESS: 3325 Griffin Road

CITY, STATE, ZIP: Dania, Florida 33312

TELEPHONE: 954-747-1178

TOLL FREE NO.: \_\_\_\_\_

URL HOME PAGE ADDRESS: www.hba1.homestead.com/home.html

ELECTRONIC MAIL ADDRESS: cbranker@excite.com

Category A, B & C

ORDERING INSTRUCTIONS

NOTE: ALL ORDERS SHOULD BE DIRECTED TO:

SPURS VENDOR NUMBER: F470680568-002

VENDOR: HDR, Inc. (A)

(Rev 15 June 01)

STREET ADDRESS OR P.O. BOX: 2202 N. WestShore Blvd., Ste. 250

CITY, STATE, ZIP: Tampa, FL 33607-5755

TELEPHONE: 813-282-2300

TOLL FREE NO.: 800-473-5679

ORDERING FAX NO.: 813-282-2430

REMIT ADDRESS: P.O. Box 93788

CITY, STATE, ZIP: Chicago, IL 60673-3788

WILL ACCEPT THE VISA CARD

PRODUCT

INFORMATION: DIRECT INQUIRY TO:

NAME AND TITLE: Richard L. Hedrick, Sr. Municipal Program Manager

(Rev 15 June 01)

ADDRESS: 2202 N. WestShore Blvd., Ste. 250

CITY, STATE, ZIP: Tampa, FL 33607-5755

TELEPHONE: 813-282-2300

TOLL FREE NO.: 800-473-5679

URL HOME PAGE ADDRESS: http://flstate.hdrinc.com

ELECTRONIC MAIL ADDRESS: rhedrick@hdrinc.com or mrogoff@hdrinc.com

(Rev 20 Jun 00)

Category A & B

ORDERING INSTRUCTIONS

NOTE: ALL ORDERS SHOULD BE DIRECTED TO:  
SPURS VENDOR NUMBER: F593308261-001  
VENDOR: ICATT Consulting, Inc. (N)  
STREET ADDRESS OR P.O. BOX: 2816 Sans Pareil Street  
CITY, STATE, ZIP: Jacksonville, FL 32246-4447  
TELEPHONE: 904-645-6954  
TOLL FREE NO.: \_\_\_\_\_  
ORDERING FAX NO.: 850-216-2175  
REMIT ADDRESS: 2816 Sans Pareil Street  
CITY, STATE, ZIP: Jacksonville, FL 32246-4447  
WILL ACCEPT THE VISA CARD

PRODUCT

INFORMATION: DIRECT INQUIRY TO:  
NAME AND TITLE: Arthur Mobley, Vice President  
ADDRESS: 8251 Queen Anna Avenue  
CITY, STATE, ZIP: Tallahassee, FL 32311  
TELEPHONE: 850-216-2170  
TOLL FREE NO.: \_\_\_\_\_  
URL HOME PAGE ADDRESS: www.icatt.net  
ELECTRONIC MAIL ADDRESS: articatt@earthlink.net

(Rev 7 Aug 00)

Category A & B

ORDERING INSTRUCTIONS

NOTE:

ALL ORDERS SHOULD BE DIRECTED TO:

SPURS VENDOR NUMBER: F650836584-001

VENDOR: IFEM (USA), Inc. (B)

STREET ADDRESS OR P.O. BOX: 27725 Old 41 Road # 202

CITY, STATE, ZIP: Bonita Springs, FL 34133-0053

TELEPHONE: 941-498-5477

TOLL FREE NO.: \_\_\_\_\_

ORDERING FAX NO.: 941-948-7969

REMIT ADDRESS: 27725 Old 41 Road #202

CITY, STATE, ZIP: Bonita Springs, FL 34135

WILL ACCEPT THE VISA CARD

PRODUCT

INFORMATION: DIRECT INQUIRY TO:

NAME AND TITLE: Chris J. Stern, President

ADDRESS: 27725 Old 41 Road #202

CITY, STATE, ZIP: Bonita Springs, FL 34133-0053

TELEPHONE: 941-498-5477

TOLL FREE NO.: \_\_\_\_\_

URL HOME PAGE ADDRESS: http://www.IFEM.com

ELECTRONIC MAIL ADDRESS: chris@IFEM.com

(Rev. 28 Sept. 00)



Category A

ORDERING INSTRUCTIONS

NOTE: ALL ORDERS SHOULD BE DIRECTED TO:  
SPURS VENDOR NUMBER: F591961607-001  
VENDOR: Information Systems of Florida, Inc. (I)  
STREET ADDRESS OR P.O. BOX: 9550 Regency Square Blvd., Ste. 1000  
CITY, STATE, ZIP: Jacksonville, FL 32225  
TELEPHONE: 904-724-2277  
TOLL FREE NO.: 1-888-473-4735  
ORDERING FAX NO.: 904-723-3561  
REMIT ADDRESS: 9550 Regency Square Blvd., Ste. 1000  
CITY, STATE, ZIP: Jacksonville, FL 32225  
WILL ACCEPT THE VISA CARD

PRODUCT

INFORMATION: DIRECT INQUIRY TO:  
NAME AND TITLE: Cyndy Loomis, Client Partner  
ADDRESS: 1203 Governor's Square Blvd., Ste. 500  
CITY, STATE, ZIP: Tallahassee, FL 32301  
TELEPHONE: 850-565-3600, ext. 312  
TOLL FREE NO.: 1-888-473-4738  
URL HOME PAGE ADDRESS: http://www.isf.com  
ELECTRONIC MAIL ADDRESS: eloomis@isf.com

Category A & B

ORDERING INSTRUCTIONS

NOTE: ALL ORDERS SHOULD BE DIRECTED TO:  
SPURS VENDOR NUMBER: F59320454800-001  
VENDOR: JAMES MOORE & Co., P.L. (A)  
STREET ADDRESS OR P.O. BOX: 3303 Thomasville Rd., Ste., 301  
CITY, STATE, ZIP: Tallahassee, FL 32312  
TELEPHONE: 850-386-6184  
TOLL FREE NO.: 800-386-6184  
ORDERING FAX NO.: 850-422-2074  
REMIT ADDRESS: 3303 Thomasville Rd., Ste. 301  
CITY, STATE, ZIP: Tallahassee, FL 32312  
WILL ACCEPT THE VISA CARD

PRODUCT

INFORMATION: DIRECT INQUIRY TO:  
NAME AND TITLE: Robert L. Powell, Jr. - Partner  
ADDRESS: 3303 Thomasville Rd., Ste. 301  
CITY, STATE, ZIP: Tallahassee, FL 32312  
TELEPHONE: 850-386-6184  
TOLL FREE NO.: 1-800-386-6184  
URL HOME PAGE ADDRESS: http://www.imco  
ELECTRONIC MAIL ADDRESS:

ORDERING INSTRUCTIONS

NOTE:

ALL ORDERS SHOULD BE DIRECTED TO:

SPURS VENDOR NUMBER: F593689592-001

VENDOR: KMR Consultants, LLC (H)

STREET ADDRESS OR P.O. BOX: 215 South Monroe Street, Suite 130

CITY, STATE, ZIP: Tallahassee, Florida 32301

TELEPHONE: 850-222-3768

TOLL FREE NO.: 888-717-4213

ORDERING FAX NO.: 850-561-0397

REMIT ADDRESS: \_\_\_\_\_

CITY, STATE, ZIP: \_\_\_\_\_

**WILL ACCEPT THE VISA CARD**

PRODUCT

INFORMATION: DIRECT INQUIRY TO:

NAME AND TITLE: Larry O. Wilson

ADDRESS: 215 South Monroe Street, Suite 130

CITY, STATE, ZIP: Tallahassee, Florida 32301

TELEPHONE: 850-222-3768

TOLL FREE NO.: 888-717-4213

URL HOME PAGE ADDRESS: www.kmrlaw.com

ELECTRONIC MAIL ADDRESS: haroldk@kmrlaw.com

Category A & B

ORDERING INSTRUCTIONS

NOTE: ALL ORDERS SHOULD BE DIRECTED TO:  
SPURS VENDOR NUMBER: F135565207-036  
VENDOR: KPMG LLP (A)  
STREET ADDRESS OR P.O. BOX: 2888 Remington Green Lane  
CITY, STATE, ZIP: Tallahassee, FL 32308  
TELEPHONE: 850-297-0508  
TOLL FREE NO.:  
ORDERING FAX NO.: 850-297-1237  
REMIT ADDRESS: 2888 Remington Green Lane  
CITY, STATE, ZIP: Tallahassee, FL 32308  
WILL ACCEPT THE VISA CARD

PRODUCT

INFORMATION: DIRECT INQUIRY TO:  
NAME AND TITLE: Chris Polischuck  
ADDRESS: 2888 Remington Green Lane  
CITY, STATE, ZIP: Tallahassee, FL 32308  
TELEPHONE: 850-383-8353  
TOLL FREE NO.:  
URL HOME PAGE ADDRESS: www.us.kpmg.com/home.html  
ELECTRONIC MAIL ADDRESS: cpolischuck@kpmg.com  
(Rev 7 Aug 00)

Category A & B

ORDERING INSTRUCTIONS

NOTE:

ALL ORDERS SHOULD BE DIRECTED TO:

SPURS VENDOR NUMBER: F592221664-001

VENDOR: Law, Redd, Crona & Munroe, P.A. (A)

STREET ADDRESS OR P.O. BOX: 2727 Apalachee Parkway

CITY, STATE, ZIP: Tallahassee, FL 32301

TELEPHONE: (850) 878-6189

TOLL FREE NO.: (888) 878-2476

ORDERING FAX NO.: (850) 942-5301

REMIT ADDRESS: 2727 Apalachee Pkwy

CITY, STATE, ZIP: Tallahassee, FL 32301

WILL ACCEPT THE VISA CARD

PRODUCT

INFORMATION: DIRECT INQUIRY TO:

NAME AND TITLE: Richard H. Law, V.P.

ADDRESS: Same as Above

CITY, STATE, ZIP: Same as Above

TELEPHONE: (850) 878-6189

TOLL FREE NO.: (888) 878-6189

URL HOME PAGE ADDRESS: www.ircm.com

ELECTRONIC MAIL ADDRESS: rlaw@ircm.com

(New 28 Nov 00)

Category B

ORDERING INSTRUCTIONS

NOTE: ALL ORDERS SHOULD BE DIRECTED TO:  
SPURS VENDOR NUMBER: F592836224-001  
VENDOR: Levings & Associates, Inc. (I)  
STREET ADDRESS OR P.O. BOX: 2218 Mahan Drive  
CITY, STATE, ZIP: Tallahassee, FL 32308  
TELEPHONE: 850-942-2077  
TOLL FREE NO.: 800-572-8814  
ORDERING FAX NO.: 850-942-4457  
REMIT ADDRESS: Same As Above  
CITY, STATE, ZIP: Same As Above  
WILL ACCEPT THE VISA CARD

PRODUCT

INFORMATION: DIRECT INQUIRY TO:

NAME AND TITLE: Charles Levings, President  
ADDRESS: 2218 Mahan Drive  
CITY, STATE, ZIP: Tallahassee, FL 32308  
TELEPHONE: 850-942-2077  
TOLL FREE NO.: 800-572-8814  
URL HOME PAGE ADDRESS: http://www.levings.com  
ELECTRONIC MAIL ADDRESS: levings@levings.com

(Rev 7 Aug 00)

Category A & B

ORDERING INSTRUCTIONS

NOTE: ALL ORDERS SHOULD BE DIRECTED TO:  
SPURS VENDOR NUMBER: F850333275-007  
VENDOR: MEVATEC Corporation (R)  
STREET ADDRESS OR P.O. BOX: 1525 Perimeter Pkwy, Suite 500  
CITY, STATE, ZIP: Huntsville, AL 35806  
TELEPHONE: 256-890-8098  
TOLL FREE NO.:  
ORDERING FAX NO.: 256-890-8030  
REMIT ADDRESS: Same As Above  
CITY, STATE, ZIP:  
WILL ACCEPT THE VISA CARD

PRODUCT

INFORMATION: DIRECT INQUIRY TO:  
NAME AND TITLE: Terri Rushing, Sr. Contracts Administrator  
ADDRESS: 1525 Perimeter Pkwy, Suite 500  
CITY, STATE, ZIP: Huntsville, AL 35806  
TELEPHONE: 256-890-8098  
TOLL FREE NO.:  
URL HOME PAGE ADDRESS: http://www.mevatec.com  
ELECTRONIC MAIL ADDRESS: terri.rushing@mevatec.com

(Rev 1 Dec 00)

Category A

ORDERING INSTRUCTIONS

NOTE: ALL ORDERS SHOULD BE DIRECTED TO:  
SPURS VENDOR NUMBER: S170428765-001  
VENDOR: Michael Richardson & Associates (B)  
STREET ADDRESS OR P.O. BOX: 1636 Eagle's Watch Way  
CITY, STATE, ZIP: Tallahassee, FL 32312  
TELEPHONE: 850-893-3563  
TOLL FREE NO.:  
ORDERING FAX NO.: 850-668-4805  
REMIT ADDRESS: 1636 Eagle's Watch Way  
CITY, STATE, ZIP: Tallahassee, FL 32312  
WILL ACCEPT THE VISA CARD

PRODUCT

INFORMATION: DIRECT INQUIRY TO:  
NAME AND TITLE: Michael Richardson, Owner  
ADDRESS: 1636 Eagle's Watch Way  
CITY, STATE, ZIP: Tallahassee, FL 32312  
TELEPHONE: 850-893-3563  
TOLL FREE NO.:  
URL HOME PAGE ADDRESS: http://m.richl.home.att.net  
ELECTRONIC MAIL ADDRESS: m.richl@worldnet.att.net



Category A & B

ORDERING INSTRUCTIONS

NOTE: ALL ORDERS SHOULD BE DIRECTED TO:  
SPURS VENDOR NUMBER: F591576733-001  
VENDOR: MGT of America, Inc. (A)  
STREET ADDRESS OR P.O. BOX: 2123 Centre Pointe Blvd.  
CITY, STATE, ZIP: Tallahassee, FL 32308  
TELEPHONE: 850-386-3191  
TOLL FREE NO.: 800-326-9132  
ORDERING FAX NO.: 850-385-4501  
REMIT ADDRESS: P.O. Box 16399  
CITY, STATE, ZIP: Tallahassee, FL 32308  
WILL NOT ACCEPT THE VISA CARD

PRODUCT

INFORMATION: DIRECT INQUIRY TO:  
NAME AND TITLE: Linda A. Recio, Senior Partner  
ADDRESS: 2123 Centre Pointe Blvd.  
CITY, STATE, ZIP: Tallahassee, FL 32308  
TELEPHONE: 850-386-3191  
TOLL FREE NO.: 800-326-9132  
URL HOME PAGE ADDRESS: http://www.mgtamer.com  
ELECTRONIC MAIL ADDRESS: lrecio@mgtamer.com

Category B

ORDERING INSTRUCTIONS

NOTE:

ALL ORDERS SHOULD BE DIRECTED TO:

SPURS VENDOR NUMBER: F91744832-003

VENDOR: MLC & Associates (A)

STREET ADDRESS OR P.O. BOX: 17100 Gillete Ave., Ste. 220

CITY, STATE, ZIP: Irvine, CA 92614

TELEPHONE: 949-222-1202

TOLL FREE NO.:

ORDERING FAX NO.: 949-651-8220

REMIT ADDRESS:

CITY, STATE, ZIP:

WILL ACCEPT THE VISA CARD

PRODUCT

INFORMATION: DIRECT INQUIRY TO:

NAME AND TITLE: Don Saracco, Vice President

ADDRESS:

CITY, STATE, ZIP:

TELEPHONE:

TOLL FREE NO.:

URL HOME PAGE ADDRESS: http://www.mlc.2resq.com

ELECTRONIC MAIL ADDRESS:

Category A & B

ORDERING INSTRUCTIONS

NOTE: ALL ORDERS SHOULD BE DIRECTED TO:  
SPURS VENDOR NUMBER: F541472905-001  
VENDOR: MTL Services International, Inc.(R)  
STREET ADDRESS OR P.O. BOX: 10515-A Braddock Rd.  
CITY, STATE, ZIP: Fairfax, VA 22032  
TELEPHONE: 703-426-1500  
TOLL FREE NO.: 800-627-4620  
ORDERING FAX NO.: 703-426-1506  
REMIT ADDRESS: 10515-A Braddock Rd.  
CITY, STATE, ZIP: Fairfax, VA 22032  
WILL ACCEPT THE VISA CARD

PRODUCT

INFORMATION: DIRECT INQUIRY TO:

NAME AND TITLE: Kelly K. Elton, CEO/President  
ADDRESS:  
CITY, STATE, ZIP:  
TELEPHONE:  
TOLL FREE NO.:  
URL HOME PAGE ADDRESS: http://www.mtlservices.com  
ELECTRONIC MAIL ADDRESS:

Category A & C

ORDERING INSTRUCTIONS

NOTE: ALL ORDERS SHOULD BE DIRECTED TO:  
SPURS VENDOR NUMBER: F541714364-001  
VENDOR: Nammack Associates, Inc. (B)  
STREET ADDRESS OR P.O. BOX: 6120 New Pembroke Lane  
CITY, STATE, ZIP: Fredericksburg, VA 22407  
TELEPHONE: 540-891-7788  
TOLL FREE NO.:  
ORDERING FAX NO.: 540-891-7799  
REMIT ADDRESS: 6120 New Pembroke Lane  
CITY, STATE, ZIP: Fredericksburg, VA 22407  
WILL ACCEPT THE VISA CARD

PRODUCT

INFORMATION: DIRECT INQUIRY TO:

NAME AND TITLE: Austin Nammack  
ADDRESS: 6120 New Pembroke Lane  
CITY, STATE, ZIP: Fredericksburg, VA 22407  
TELEPHONE: 540-891-7788  
TOLL FREE NO.:  
URL HOME PAGE ADDRESS: http://www.airportnet.org/depts/corppags/nammack  
ELECTRONIC MAIL ADDRESS: ezlly@aol.com

Category A & B

ORDERING INSTRUCTIONS

NOTE:

ALL ORDERS SHOULD BE DIRECTED TO:

SPURS VENDOR NUMBER: F593575962 001

VENDOR: PKV Management Consulting, Inc. (A)

STREET ADDRESS OR P.O. BOX: P.O. Box 2273

CITY, STATE, ZIP: Tallahassee, FL 32316-2273

TELEPHONE: 850-201-8257

TOLL FREE NO.: \_\_\_\_\_

ORDERING FAX NO.: 850-201-8255

REMIT ADDRESS: P.O. Box 2273

CITY, STATE, ZIP: Tallahassee, FL 32316-2273

WILL ACCEPT THE VISA CARD

PRODUCT

INFORMATION: DIRECT INQUIRY TO:

NAME AND TITLE: Benjamin (Woody) Price

ADDRESS: 444 Appleyard Dr., AS 111

CITY, STATE, ZIP: Tallahassee, FL 32316

TELEPHONE: 850-201-8253

TOLL FREE NO.: \_\_\_\_\_

URL HOME PAGE ADDRESS: www.pvk-orgtech.com

ELECTRONIC MAIL ADDRESS: woody.price@pvk-orgtech.com

(New 28 Nov 00)

Category A

ORDERING INSTRUCTIONS

NOTE: ALL ORDERS SHOULD BE DIRECTED TO:  
SPURS VENDOR NUMBER: F840938521-001  
VENDOR: Policy Studies, Inc. (A)  
STREET ADDRESS OR P.O. BOX: 999 18<sup>th</sup> Street, Suite 900  
CITY, STATE, ZIP: Denver, CO 80202  
TELEPHONE: 303-863-0900  
TOLL FREE NO.:  
ORDERING FAX NO.:  
REMIT ADDRESS: 999 18<sup>th</sup> Street, Suite 900  
CITY, STATE, ZIP: Denver, CO 80202  
WILL ACCEPT THE VISA CARD

PRODUCT

INFORMATION: DIRECT INQUIRY TO:  
NAME AND TITLE: Dave Ashby, Senior Consultant  
ADDRESS: 999 18<sup>th</sup> Street, Suite 900  
CITY, STATE, ZIP: Denver, CO 80202  
TELEPHONE: (303) 863-0900  
TOLL FREE NO.:  
URL HOME PAGE ADDRESS: www.policy-studies.com  
ELECTRONIC MAIL ADDRESS: dashby@policy-studies.com

Category A & B & C

Rev 7 Aug 00)

ORDERING INSTRUCTIONS

NOTE: ALL ORDERS SHOULD BE DIRECTED TO:  
SPURS VENDOR NUMBER: F134008324-002  
VENDOR: Pricewaterhouse Coopers LLP (A)  
STREET ADDRESS OR P.O. BOX: 12902 Federal Systems Park, Dr.  
CITY, STATE, ZIP: Fairfax, VA 22033-4412  
TELEPHONE: 703-633-4000  
TOLL FREE NO.:  
ORDERING FAX NO.: 703-633-4900  
REMIT ADDRESS: 12902 Federal Systems Park Dr.  
CITY, STATE, ZIP: Fairfax, VA 22033-4412  
WILL ACCEPT THE VISA CARD

PRODUCT

INFORMATION: DIRECT INQUIRY TO:  
NAME AND TITLE: Sharon Lang  
ADDRESS: 12902 Federal Systems Park Dr.  
CITY, STATE, ZIP: Fairfax, VA 22033-4412  
TELEPHONE: 703-322-5481  
TOLL FREE NO.:  
URL HOME PAGE ADDRESS:  
ELECTRONIC MAIL ADDRESS: sharon.lang@us.pwcglobal.com

Category A & B

ORDERING INSTRUCTIONS

NOTE:

ALL ORDERS SHOULD BE DIRECTED TO:

SPURS VENDOR NUMBER: F592957887-004

VENDOR: Renaissance Government Solutions, Inc. (A)

STREET ADDRESS OR P.O. BOX: 2596 Greencrossing Drive

CITY, STATE, ZIP: Tallahassee, FL 32308

TELEPHONE: 850-212-7995

TOLL FREE NO.: 1-877-777-9119

ORDERING FAX NO.: 850-942-1203

REMIT ADDRESS: 2596 Greencrossing Drive

CITY, STATE, ZIP: Tallahassee, FL 32308

WILL ACCEPT THE VISA CARD

PRODUCT

INFORMATION: DIRECT INQUIRY TO:

NAME AND TITLE: Lane Reeder

ADDRESS: 2596 Greencrossing Drive

CITY, STATE, ZIP: Tallahassee, FL 32308

TELEPHONE: 850-212-7995

TOLL FREE NO.: 1-877-777-9119

URL HOME PAGE ADDRESS: www.rens.com/consulting/government.html

ELECTRONIC MAIL ADDRESS: lreeder@rens.com  
(Rev 7 Aug 00)



Categories A,B

ORDERING INSTRUCTIONS

NOTE:

ALL ORDERS SHOULD BE DIRECTED TO:

SPURS VENDOR NUMBER: F 232076618-001

VENDOR: Resource Associates Corporation (R)

STREET ADDRESS OR P.O. BOX: 31 Hickory Road

CITY, STATE, ZIP: Mohnton, PA 19540

TELEPHONE: 610-755-5222

TOLL FREE NO.: 800-762-6227

ORDERING FAX NO.: 610-775-9686

REMIT ADDRESS: 31 Hickory Road

CITY, STATE, ZIP: Mohnton, PA 19540

<WILL ACCEPT THE VISA CARD>

PRODUCT

INFORMATION: DIRECT INQUIRY TO:

NAME AND TITLE: Tammy Quackenbush, Executive Vice President

ADDRESS: 31 Hickory Road

CITY, STATE, ZIP: Mohnton, PA 19540

TELEPHONE: 610-755-5222

TOLL FREE NO.: 800-762-6227

URL HOME PAGE ADDRESS: www.rac-help.com

ELECTRONIC MAIL ADDRESS: tasq@fgi.com

(Rev. 28 Sept. 00)

Category A & B

ORDERING INSTRUCTIONS

NOTE: ALL ORDERS SHOULD BE DIRECTED TO:  
SPURS VENDOR NUMBER: F520850711-001  
VENDOR: Roy Jorgensen Associates (A)  
STREET ADDRESS OR P.O. BOX: P.O. Box 70  
CITY, STATE, ZIP: Buckeystown, MD 21717  
TELEPHONE: 301-831-1000  
TOLL FREE NO.:  
ORDERING FAX NO.: 301-874-2876  
REMIT ADDRESS: P.O. Box 70  
CITY, STATE, ZIP: Buckeystown, MD 21717  
WILL NOT ACCEPT THE VISA CARD

PRODUCT

INFORMATION: DIRECT INQUIRY TO:

NAME AND TITLE: William Grenke, Sr. Vice President  
ADDRESS: P.O. Box 70  
CITY, STATE, ZIP: Buckeystown, MD 21717  
TELEPHONE: 301-831-1000  
TOLL FREE NO.:  
URL HOME PAGE ADDRESS: <http://www.royjorgensen.com>  
ELECTRONIC MAIL ADDRESS:

Category A & B & C

ORDERING INSTRUCTIONS

NOTE:

ALL ORDERS SHOULD BE DIRECTED TO:

SPURS VENDOR NUMBER: F953630868-029

VENDOR: Science Applications International Corporation (A)

STREET ADDRESS OR P.O. BOX: 1710 SAIC Drive, M/S 3-9-2

CITY, STATE, ZIP: McLean, VA 22102

TELEPHONE: 703-676-5541

TOLL FREE NO.: 800-721-6016

ORDERING FAX NO.: 703-356-3128

REMIT ADDRESS: Science Applications International Corporation, Bank of America  
Reference: Contract No. TBD

CITY, STATE, ZIP: San Francisco, CA \*Account No. 14520-00006, ABA No. 121000358  
(Rev 28 Sept. 00)

WILL ACCEPT THE VISA CARD

PRODUCT

INFORMATION: DIRECT INQUIRY TO:

NAME AND TITLE: Cheryl K. Stull, Sr. Contract Representative

ADDRESS: 1710 Goodridge Dr., M/S 3-9-2

CITY, STATE, ZIP: McLean, VA 22102

TELEPHONE: 703-676-5541

TOLL FREE NO.: 800-721-6016

URL HOME PAGE ADDRESS: http://www.saic.com

ELECTRONIC MAIL ADDRESS: Cheryl.k.stull@saic.com

(Rev. 28 Sept. 00)

Category A

ORDERING INSTRUCTIONS

NOTE:

ALL ORDERS SHOULD BE DIRECTED TO:

SPURS VENDOR NUMBER: F592471070-001

VENDOR: Sharpton, Brunson & Company, P.A (H)

STREET ADDRESS OR P.O. BOX: One Southeast Third Avenue, Ste. 2100

CITY, STATE, ZIP: Miami, FL 33131

TELEPHONE: 305-374-1574

TOLL FREE NO.:

ORDERING FAX NO.: 305-372-8161

REMIT ADDRESS: Same As Above

CITY, STATE, ZIP:

WILL ACCEPT THE VISA CARD

PRODUCT

INFORMATION: DIRECT INQUIRY TO:

NAME AND TITLE:

ADDRESS:

CITY, STATE, ZIP:

TELEPHONE:

TOLL FREE NO.:

URL HOME PAGE ADDRESS:

ELECTRONIC MAIL ADDRESS:

Category A & B

ORDERING INSTRUCTIONS

NOTE:

ALL ORDERS SHOULD BE DIRECTED TO:

SPURS VENDOR NUMBER: F520851643-003

VENDOR: Sterling Institute (C)

STREET ADDRESS OR P.O. BOX: 11211 Waples Mill Rd., Ste. 310

CITY, STATE, ZIP: Fairfax, VA 22030

TELEPHONE: 703-383-7650

TOLL FREE NO.:

ORDERING FAX NO.: 703-383-5199

REMIT ADDRESS:

CITY, STATE, ZIP:

WILL ACCEPT THE VISA CARD

PRODUCT

INFORMATION: DIRECT INQUIRY TO:

NAME AND TITLE: Craig Rasmussen, Senior Consultant

ADDRESS: 11211 Waples Mill Road, Ste. 310

CITY, STATE, ZIP: Fairfax, VA 22030-7406

TELEPHONE: 703-279-3152

TOLL FREE NO.:

URL HOME PAGE ADDRESS: http://flstate.hdrinc.com

ELECTRONIC MAIL ADDRESS: craigras@sterlinginstitute.com

(Rev. 28 Sept.00)

Category B

ORDERING INSTRUCTIONS

NOTE:

ALL ORDERS SHOULD BE DIRECTED TO:

SPURS VENDOR NUMBER: F330525155-001

VENDOR: Testmasters, Inc. (B)

STREET ADDRESS OR P.O. BOX: 4167 Avenida De La Plata #108

CITY, STATE, ZIP: Oceanside, CA 92056

TELEPHONE: 760-724-2720

TOLL FREE NO.: 800-499-3811

ORDERING FAX NO.: 760-630-8139

REMIT ADDRESS: 4167 Avenida De La Plata #108

CITY, STATE, ZIP: Oceanside, CA 92056

WILL ACCEPT THE VISA CARD

PRODUCT

INFORMATION:

DIRECT INQUIRY TO:

NAME AND TITLE: Leslie Ellorin

ADDRESS: 4167 Avenida De La Plata #108

CITY, STATE, ZIP: Oceanside, CA 92056

TELEPHONE: 760-724-2720

TOLL FREE NO.: 800-499-3811

URL HOME PAGE ADDRESS: http://www.testmastersinc.com

ELECTRONIC MAIL ADDRESS: lellorin@testmastersinc.com

Category A & B

ORDERING INSTRUCTIONS

NOTE:

ALL ORDERS SHOULD BE DIRECTED TO:

SPURS VENDOR NUMBER: F59186310-001

VENDOR: Thomas Howell Ferguson P.A. (A)

STREET ADDRESS OR P.O. BOX: 2120 Killarney Way

CITY, STATE, ZIP: Tallahassee, FL 32308

TELEPHONE: 850-668-8100

TOLL FREE NO.:

ORDERING FAX NO.: 850-668-8199

REMIT ADDRESS: P.O. Drawer 14569

CITY, STATE, ZIP: Tallahassee, FL 32317

WILL ACCEPT THE VISA CARD

PRODUCT

INFORMATION: DIRECT INQUIRY TO:

NAME AND TITLE: Mr. Charles H. Musgrove, Audit Partner

ADDRESS: 2120 Killarney Way

CITY, STATE, ZIP: Tallahassee, FL 32308

TELEPHONE: 850-668-8100

TOLL FREE NO.:

URL HOME PAGE ADDRESS: thf@thf-cpa.com

ELECTRONIC MAIL ADDRESS: charles@thf-cpa.com

(Rev 7 Aug 00)

Category A & B

ORDERING INSTRUCTIONS

NOTE:

ALL ORDERS SHOULD BE DIRECTED TO:

SPURS VENDOR NUMBER: F521563500-001

VENDOR: Thompson, Cobb, Bazilio, & Associates (N)

STREET ADDRESS OR P.O. BOX: 1101 15<sup>th</sup> Street NW, Ste. 400

CITY, STATE, ZIP: Washington, DC 20005

TELEPHONE: 202-737-3300

TOLL FREE NO.:

ORDERING FAX NO.: 202-737-2684

REMIT ADDRESS:

CITY, STATE, ZIP:

WILL ACCEPT THE VISA CARD

PRODUCT

INFORMATION: DIRECT INQUIRY TO:

NAME AND TITLE: Mr. Larry Wilson, Principal

ADDRESS: 1101 15<sup>th</sup> Street NW, Ste. 400

CITY, STATE, ZIP: Washington, DC 20002

TELEPHONE: 202-778-3410

TOLL FREE NO.:

URL HOME PAGE ADDRESS: www.tcba.com

ELECTRONIC MAIL ADDRESS: lwilson@tcba.com  
(Rev 7 Aug 00)



Category A

ORDERING INSTRUCTIONS

NOTE: ALL ORDERS SHOULD BE DIRECTED TO:  
SPURS VENDOR NUMBER: F132834414-005  
VENDOR: William M. Mercer, Inc. (A)  
STREET ADDRESS OR P.O. BOX: 3131 East Camelback Road, Ste. 300  
CITY, STATE, ZIP: Phoenix, AZ 85016  
TELEPHONE: 602-522-6500  
TOLL FREE NO.:  
ORDERING FAX NO.: 602-957-9573  
REMIT ADDRESS: 3131 East Camelback Road, Suite 300  
CITY, STATE, ZIP: Phoenix, AZ 85016  
WILL ACCEPT THE VISA CARD

PRODUCT

INFORMATION: DIRECT INQUIRY TO:

NAME AND TITLE: Charles P. "Chip" Carbone, Practice Leader  
ADDRESS: 3131 East Camelback Road, Suite 300  
CITY, STATE, ZIP: Phoenix, AZ 85016  
TELEPHONE: 602-522-6508  
TOLL FREE NO.:  
URL HOME PAGE ADDRESS: http://www.wmmerc.com  
ELECTRONIC MAIL ADDRESS: chip.carbone@us.wmmerc.com



# City of Miami

## Legislation

### Resolution

City Hall  
3500 Pan American  
Drive  
Miami, FL 33133  
www.ci.miami.fl.us

File Number: 05-00099

Final Action Date:

A RESOLUTION OF THE MIAMI CITY COMMISSION AUTHORIZING AN INCREASE IN COMPENSATION FOR THE PROFESSIONAL CONSULTING SERVICES OF HDR ENGINEERING, INC., PREVIOUSLY APPROVED BY RESOLUTION NO. 04-0010, ADOPTED JANUARY 8, 2004, AS AMENDED BY RESOLUTION NO. 04-0209, ADOPTED APRIL 8, 2004 AND FURTHER AMENDED BY RESOLUTION NO. 04-0498, ADOPTED JULY 22, 2004, IN AN AMOUNT NOT TO EXCEED \$1,700,000, INCREASING THE COMPENSATION FROM \$4,000,000 TO AN AMOUNT GUARANTEED NOT TO EXCEED \$5,700,000, FOR PROFESSIONAL CONSULTING SERVICES FOR MANAGEMENT SKILLS TO BE UTILIZED CITYWIDE ON AN AS-NEEDED CONTRACT BASIS; AMENDING RESOLUTION NO. 04-0010 TO REFLECT SAID INCREASE; ALLOCATING FUNDS FOR SAID INCREASE FROM AVAILABLE INTEREST EARNINGS ON THE HOMELAND DEFENSE NEIGHBORHOOD IMPROVEMENT BOND PROCEEDS.

WHEREAS, Resolution No. 04-0010, adopted January 8, 2004, approved the procurement of professional consulting services for management skills from HDR Engineering, Inc. ("HDR") under a currently effective State of Florida Contract No. 973-001-00-1; and

WHEREAS, additional approvals of the City Commission pursuant to Resolution No. 04-0209, adopted April 8, 2004 and Resolution No. 04-0498, adopted July 22, 2004 established total compensation to HDR in an amount guaranteed not to exceed \$4,000,000; and

WHEREAS, HDR has capably assisted the Department of Capital Improvements and Transportation with the on-going implementation of the City of Miami's ("City's") \$568 million Capital Improvements and Transportation plan by providing exceptional and efficient services in the areas of overall program management, planning, budgeting, information and data management, performance measurement and quality control, as well as horizontal project management and construction oversight; and

WHEREAS, HDR's work has been particularly noteworthy in its creation and management of the City's first capital program database which tracks the financial, scheduling, and management aspects for each of over 1,000 capital projects, and in the area construction management, which will utilize 75% or more of all budgeted capital improvement dollars, for which the firm has furnished highly skilled contractors and trained construction managers with the demonstrated capability to reduce, if not eliminate, contractor claims and delays; and

WHEREAS, the Director of Capital Improvements and Transportation has, in conjunction with HDR, reviewed the scope of services and estimated fees for on-going program management services and determined that an increase to the contract amount is necessary to cover an interim period of approximately six (6) months; and

WHEREAS, during this interim period, the Department will have issued a Request For Proposals to

directly secure program management professional services for the continued implementation of the Capital Improvements and Transportation plan, with proposals to be received in March, 2005, an award anticipated in April, 2005 and approval of the negotiated agreement expected in May, 2005; and

WHEREAS, said increase will enable the City to continue to use HDR's professional consulting services, in accordance with the terms and conditions of the State of Florida Contract No. 973-001-00-1, to assist in the implementation of the Capital Improvements Plan until a new contract for such services is in place; and

WHEREAS, the City's Chief Procurement Officer had previously determined that this State of Florida Contract was entered into pursuant to a competitive process in compliance with City laws; and

WHEREAS, funds for this increase are available from interest earnings on the Homeland Defense Neighborhood Improvement Bond proceeds;

NOW, THEREFORE, BE IT RESOLVED BY THE COMMISSION OF THE CITY OF MIAMI, FLORIDA:

Section 1. The recitals and findings contained in the Preamble to this Resolution are adopted by reference and incorporated as if fully set forth in this section.

Section 2. An increase in compensation for the professional consulting services of HDR, previously approved by Resolution No. 04-0010, adopted January 8, 2004, as amended by Resolution No. 04-0209, adopted April 8, 2004 and further amended by Resolution No. 04-0498, adopted July 22, 2004, in an amount not to exceed \$1,700,000, increasing the compensation from \$4,000,000 to an amount guaranteed not to exceed \$5,700,000, for professional consulting services for management skills to be utilized Citywide on an as-needed contract basis is authorized.

Section 3. Section 2 of Resolution No. 04-0010, as amended, is further amended in the following particulars: {1}

"Resolution No. 04-0010

\* \* \* \*


Section 2. The procurement of professional consultant services for management skills from HDR Engineering Inc., for the Department of Purchasing, is approved, utilizing existing State of Florida Contract No. 973-001-00-1, effective until May 13, 2005, subject to further extensions or replacement contracts by the State of Florida, to be used Citywide on an as-needed contract basis, in an amount not to exceed ~~\$4,000,000~~ \$5,700,000, with funds allocated from Account No. 122001.250106.6.270 and Account Code No. 341330.319301.6.270.

\* \* \* \*\*

Section 4. Funds, in an amount not to exceed \$1,700,000, for said increase, will be allocated from available interest earnings on the Homeland Defense Neighborhood Improvement Bond proceeds.

Section 5. This Resolution shall become effective immediately upon its adoption and signature of the Mayor. {2}

APPROVED AS TO FORM AND CORRECTNESS 



JORGE L. FERNANDEZ  
CITY ATTORNEY

---

Footnotes:

{1} Words/and or figures stricken through shall be deleted. Underscored words and/or figures shall be added. The remaining provisions are now in effect and remain unchanged. Asterisks indicate omitted and unchanged material.

{2} If the Mayor does not sign this Resolution, it shall become effective at the end of ten calendar days from the date it was passed and adopted. If the Mayor vetoes this Resolution, it shall become effective immediately upon override of the veto by the City Commission.

# **PROJECTS UPDATES**

## **MEETING OF MARCH 22, 2005**

### **HOMELAND DEFENSE / NEIGHBORHOOD IMPROVEMENTS BOND OVERSIGHT BOARD**

**Please note dates on enclosed material.**

**Reference attached Minutes from previous meetings  
for discussions / motions on the following projects.**

- 
- 1. Fire-Rescue Homeland Defense Preparedness Initiatives.**
  - 2. Application for the Pan American Seaplane Terminal Historical & Structural Rehabilitation Grant.**
  - 3. N.W. 14 Street Improvements Project.**
  - 4. Grand Avenue Improvements Project.**
  - 5. Lummus Landing Project.**

AS schedule update  
Please attach  
lists we were  
provided with  
in 10/22/02



# DEPARTMENT OF CAPITAL IMPROVEMENTS

PROJECT OVERVIEW FORM

# UPDATE

1. DATE: October 22, 2002  
 NAME OF PROJECT: Fire - Rescue Homeland Defense Preparedness Initiatives  
 INITIATING DEPARTMENT/DIVISION: Fire-Rescue  
 INITIATING CONTACT PERSON/CONTACT NUMBER: Chief Maurice Kemp / 305.416.1603  
 C.I.P. DEPARTMENT CONTACT:  
 RESOLUTION NUMBER: \_\_\_\_\_ CIP/PROJECT NUMBER: 313305  
 ADDITIONAL PROJECT NUMBER: \_\_\_\_\_ (IF APPLICABLE)

2. BUDGETARY INFORMATION: Are funds budgeted?  YES  NO If yes,  
 TOTAL DOLLAR AMOUNT: 5,500,000.00 (1,500,000.00 was approved today for use)

SOURCE OF FUNDS: \$ Fire Rescue Homeland Defense ACCOUNT CODE(S): \_\_\_\_\_  
Preparedness Initiative CIP # 313305

If grant funded, is there a City match requirement?  YES  NO  
 AMOUNT: \_\_\_\_\_ EXPIRATION DATE: \_\_\_\_\_  
 Are matching funds Budgeted?  YES  NO Account Code(s): \_\_\_\_\_  
 Estimated Operations and Maintenance Budget N/A

3. SCOPE OF PROJECT:  
 Individuals / Departments who provided input: Chief Maurice Kemp

DESCRIPTION OF PROJECT: Purchase of Homeland Defense Fire-Rescue Equipment

Approved by Audit Committee?  YES  NO  N/A DATE APPROVED: \_\_\_\_\_  
 Approved by Bond Oversight Board?  YES  NO  N/A DATE APPROVED: 10/22/02  
 Approved by Commission?  YES  NO  N/A DATE APPROVED: \_\_\_\_\_  
 Revisions to Original Scope?  YES  NO (If YES see Item 5 below)  
 Time Approval  6 months  12 months Date for next Oversight Board Update: 4/22/2003 & 10/22/03

### 4. CONCEPTUAL COST ESTIMATE BREAKDOWN

Has a conceptual cost estimate been developed based upon the initial established scope?  YES  NO If yes,  
 DESIGN COST: \_\_\_\_\_  
 CONSTRUCTION COST: \_\_\_\_\_  
 Is conceptual estimate within project budget?  YES  NO  
 If not, have additional funds been identified?  YES  NO  
 Source(s) of additional funds: \_\_\_\_\_

Approved by Commission?  YES  NO  N/A DATE APPROVED: \_\_\_\_\_  
 Approved by Bond Oversight Board?  YES  NO  N/A DATE APPROVED: \_\_\_\_\_

### 5. REVISIONS TO ORIGINAL SCOPE

Individuals / Departments who provided input: \_\_\_\_\_  
 Justifications for change: \_\_\_\_\_  
 Description of change: \_\_\_\_\_

Fiscal Impact  YES  NO HOW MUCH? \_\_\_\_\_  
 Have additional funds been identified?  YES  NO  
 Source(s) of additional funds: \_\_\_\_\_

Time impact \_\_\_\_\_  
 Approved by Commission?  YES  NO  N/A DATE APPROVED: \_\_\_\_\_  
 Approved by Bond Oversight Board?  YES  NO  N/A DATE APPROVED: \_\_\_\_\_

6. COMMENTS: Purchase of equipment valued at \$150,000 or less be made within 6 months of approval, and Purchase of equipment valued at \$150,000 or more be made within 1 year of approval.

APPROVAL: Robert O. Flint DATE: 10/22/02  
 BOND OVERSIGHT BOARD

HD/NIB MOTION 02-24

A MOTION TO RECOMMEND TO THE CITY COMMISSION APPROVAL TO ALLOCATE BOND FUNDS FOR PURCHASE OF THE LIST OF SECURITY EQUIPMENT SUBMITTED TO THE BOARD BY THE POLICE DEPARTMENT, WITH THE STIPULATION THAT PURCHASE OF EQUIPMENT VALUED AT \$150,000 OR LESS BE MADE WITHIN SIX MONTHS OF APPROVAL OF SAME, AND PURCHASES OF EQUIPMENT VALUED OVER \$150,000 BE MADE WITHIN ONE YEAR OF APPROVAL OF SAME; FURTHER STIPULATING THAT IF PURCHASES ARE NOT MADE WITHIN THE TIME FRAMES INDICATED, BOARD RECOMMENDATION OF APPROVAL FOR SAID PURCHASES WILL BE RESCINDED.

MOVED: D. MARKO  
SECONDED: J. GRIMES  
ABSENT: R. CAYARD; M. DUNN; M. LOYAL;  
G. RESHEFSKY

Note for the Record: Motion passed with unanimous vote of all Board Members present

e. Presentation by the Fire Department re: \$1.5 million Homeland Defense Preparedness Initiative.

\* Presentation by Deputy Fire Chief Maurice Kemp. Chief Kemp provided the Board with a list of items needed by the Fire Department, including the need for an incident command post, technical rescue vehicle, terrorist cache vehicle, domestic security/terrorist cache equipment, decontamination showers, sampling/monitoring equipment, fiber optic and listening devices. The Fire Department is gearing up to handle incidents involving a massive level of individuals, such as the Department has never had to consider handling before.

\* Board Member Marko made a recommendation that the Fire Department's list be referred to the Audit Committee for consideration.

\* Vice Chairman Reyes suggested that there was no need for further discussion or consideration of the list, noting that the list of needs was very straightforward.

\* Chairman Flanders inquired as to whether funding could be scaled back after it is determined at what level Congress would provide funding to the Fire Department.

\* Assistant City Manager Rollason suggested perhaps line item entries could be done and sources of funding could be changed on line items, depending on what other sources of funding become available to the Fire Department.

\* Vice Chairman Reyes made a motion to recommend approval of the list of equipment submitted by the Fire Department, to which Board Member de Rosa seconded. Board Member Marko offered a friendly amendment to the motion, noting that all the items on the list provided by the Fire Department were valued above \$200,000, and adding the provision to the motion that equipment valued at \$200,000 or more would be purchased within a one-year period; otherwise the recommendation of approval for purchase of such equipment would be rescinded. The maker and seconder of the motion accepted the amendment to the motion.

#### HD/NIB MOTION 02-25

A MOTION TO RECOMMEND TO THE CITY COMMISSION APPROVAL TO ALLOCATE BOND FUNDS FOR PURCHASE OF THE LIST OF FIRE-RESCUE EQUIPMENT SUBMITTED TO THE BOARD BY THE FIRE DEPARTMENT, WITH THE STIPULATION THAT PURCHASES OF EQUIPMENT VALUED AT \$150,000 OR LESS BE MADE WITHIN SIX MONTHS OF APPROVAL OF SAME AND PURCHASES OF EQUIPMENT VALUED OVER \$150,000 BE MADE WITHIN ONE YEAR OF APPROVAL OF SAME; FURTHER STIPULATING THAT IF PURCHASES ARE NOT MADE WITHIN THE TIME FRAMES INDICATED, BOARD RECOMMENDATION OF APPROVAL FOR SAID PURCHASES WILL BE RESCINDED.



not yet been able to reach an agreement with the property owner. Economic Development can address the board in six months with an update re this site.

- Fire-Rescue Homeland Defense Preparedness Initiatives.

Total dollar amount: \$5,500,000

Source of funds: Fire Rescue Homeland Defense  
Preparedness Initiative

Report by: Chief Maurice Kemp - Fire-Rescue

Date approved by the board: October 22, 2002

To date, the Fire Department has purchased or has out to bid equipment totaling \$529,086. Chief Kemp reviewed the itemized list of equipment that has been purchased and equipment pending purchase with the board. An update will be provided to the board in six months.

- Bicentennial Park Improvements Phase I & II Tank Removal.

Total dollar amount: \$90,000

Source of funds: Bicentennial Park Improvements

Report by: Craig Clevenger - Economic Development

Date approved by Audit Subcommittee: July 15, 2003

Date approved by the board: July 22, 2003

Date approved by the Commission: October 29, 2003

The work has been completed. \$67,942 have been spent with remaining balance of slightly over \$22,000. Two improperly bounded underground tanks were found, pulled and the area was cleaned. There was residual petroleum found in the area just in front of the park. The City is currently negotiating with FDOT to try to convey that property to FDOT, and if the negotiation is successful, FDOT will take charge of the cleanup. The Department requested to hold the remaining unspent funds for approximately six additional months to determine if the negotiations with FDOT are successful or if the Department will be responsible for the cleanup. There is a June deadline required by Dade County DERM to have a site assessment report

**UPDATES:**

1. **Fire-Rescue Homeland Defense Preparedness Initiatives**

Tom Flores, Assistant Fire Chief, stated that all proposals to purchase land had failed. Not much progress made on equipment either. Federal funds had been used for some equipment. Request for proposals were issued for equipment, which should be reviewed mid October.

2. **Land Acquisition for Future Fire Station at 749 NE 79 Street.**

Madeline Valdes, Economic Development, stated the \$500,000 proposal to purchase a church fell through prior to closing. Some of said funds (\$5,978) were spent in due diligence. The balance is now available to go back into homeland defense fire account. The administration is no longer pursuing this location, but is continuing to seek other sites in the area.

3. **Land Acquisition for Little Haiti Park Parcels 72 & 74.**

4. **Land Acquisition for Little Haiti Park Parcel 73.**

5. **Land Acquisition for Little Haiti Park Parcel 78**

Madeline Valdes, Economic Development stated:

Parcel 72 & 74 the City is not purchasing because the property owner did not sign the agreement.

Parcel 73 the City is not purchasing because the property owner did not sign the agreement.

Parcel 78 was purchased, closed and conducting demolition, which should be completed this week.

Mr. Reshefsky requested Ms. Valdes to provide the board with photographs.

6. **Little Haiti Park Survey of Alleyway near 59 St. N.E. 2<sup>nd</sup> Avenue.**

Madeline Valdes, Economic Development, stated that a survey had been procured for area behind the Caribbean Marketplace, pursuant to the board's request, to establish no encroachments on the site.

7. **Demolition and Construction of Parking Lot at 1501 S.W. 9 St.**

Juan Ordonez, Capital Improvement Projects, reported a unity of title is required for this project. Mary Conway, Director of CIP, reported city is considering different options, will be costing project and will come back with a recommendation.

**THE CITY OF MIAMI, FLORIDA  
DEPARTMENT OF FIRE-RESCUE**

<u>QTY</u>	<u>DESCRIPTION</u>	<u>PRICE</u>
1	Incident Command Vehicle	\$ 200,000.00
1	Technical Rescue Vehicle	\$ 225,000.00
1	Terrorist Cache Vehicle	\$ 150,000.00
	Domestic Security Equipment	\$ 450,000.00
	Terrorist Cache Equipment	\$ 475,000.00
<b>TOTAL</b>		<b>\$ 1,500,000.00</b>

\*Items are listed in order of priority.

**Incident Command Vehicle**

This vehicle will serve as a Mobile Command Post on the scene of major incidents. The vehicle will be equipped with wireless Internet access to allow access to other agencies, databases and the City's Communication center.

**Technical Rescue Vehicle**

The Department of Fire-Rescue's Technical Rescue Team specializes in confined space, trench and high angle/rope rescues. The team operates out of fire station 6. This vehicle will be used to store specialty equipment used by the team and for the rapid transport of this equipment to the scene.

**Terrorist Cache Vehicle**

This vehicle will be used for storage and rapid transport to the scene of the cache during a manmade or naturally occurring disaster.

**Domestic Security/Terrorist Cache Equipment**

This equipment will include the following:

- Antidotes/Medicines - These drugs will be used for the rapid treatment of a large number of individuals. The victims treated could include rescue personnel as well as citizens.
- Medical Equipment - This equipment will be essential for providing treatment at mass casualty incidents.

**THE CITY OF MIAMI, FLORIDA  
DEPARTMENT OF FIRE-RESCUE**

- Level "A" Protective Suits - Fully encapsulated suits will protect fire personnel while operating in a chemical or biological environment.
- Decontamination Showers - Will be utilized to decontaminate a large number of people at a major chemical or biological incident.
- Atmospheric Sampling/Monitoring Equipment - This equipment will be used to sample and monitor. The equipment will determine the presence of chemical, biological or radiological agents.
- Fiber Optic & Listening Devices - This equipment will be used to look and listen for trapped victims in confined spaces or beneath collapsed structures.
- Tents - These tents will be used to provide shelter for rescuers and citizens during extended operations.
- Portable Air Conditioners - Will be used to expedite the physical rehabilitation (recovery) of rescue personnel working a major incident. May also be used to cool civilians during extended operations.

WWB/MLK/acp

CIP PROJECT: 313305		Homeland Defense/Neighborhood Improvement Bond						
<b>Fire-Rescue Homeland Defense Preparedness Initiative</b>								
<b>Appropriations</b>								200,000.00
<b>Funding Sources:</b>								
Homeland Defense/Neighborhood Improvement Bond								1,500,000.00
<b>Total:</b>								<b>\$ 1,500,000.00</b>
<b>Expenditures</b>								
Vendor/Description	Allocation	Contract Amount	Payments to Date	Contract Balance	Running Balance	Comments	Vendor	Req./P.O. #
Incident command vehicle	200,000.00	-	-	-	1,500,000.00			
Technical rescue vehicle	225,000.00	-	-	-	1,500,000.00			
Terrorist cache vehicle	150,000.00	-	-	-	1,500,000.00			
Domestic Security equipment - Original Allocation of \$450,000	-	-	-	-	1,500,000.00			
Terrorist cache equipment - Original Allocation of \$475,000	-	-	-	-	1,500,000.00			
Lobster bar cutter	1,750.00	1,750.00	1,750.00	-	1,498,250.00	Signed req on 3-31-03	Fastcut Industries, Inc.	P233003
Welding equipment	1,600.25	1,600.25	1,600.25	-	1,496,649.75	Signed req on 3-31-03	Matheson Tri Gas, Inc.	P232898
Hydra ram with 8" opening thrust plus freight	1,718.22	1,718.22	1,718.22	-	1,494,931.53	Signed req on 3-31-03	Ten-8 Fire Equipment, Inc.	P232999
Air hammer 911 master kit	1,874.94	1,874.94	1,874.94	-	1,493,056.59	Signed req on 3-31-03	Ten-8 Fire Equipment, Inc.	P233000
Hydraulic cut-off ringsaw	4,497.64	4,497.64	4,497.64	-	1,488,558.95	Signed req on 3-31-03	Team Equipment, Inc.	P233258
Hydraulic hammer, breakers, etc	22,123.66	22,123.66	22,123.66	-	1,486,435.29	Signed req on 3-31-03	Stanley Hydraulic Tools	P233257
Chiseling hammer, drill, etc.	9,244.10	9,244.10	9,244.10	-	1,457,191.19	Signed req on 3-31-03	Hilli, Inc.	P233038
Paratech Acme Thread struts	36,014.50	36,014.50	36,014.50	-	1,421,176.69		Team Equipment, Inc.	P233478
Searchcam 2000 Victim Location Standard Probe	22,340.00	22,340.00	22,340.00	-	1,398,836.69	Signed req on 4-23-03	Search Systems Inc.	P233276
WMD 1st Responder Hardline Communication Kit	12,593.28	12,593.28	12,593.28	-	1,386,243.41	Signed req on 4-23-03	Fisher Scientific Company	P233443
Holmatro extrication tools and accessories	164,704.00	164,704.00	164,704.00	-	1,221,539.41	signed memo on 4-28-03	Ten-8 Fire Equipment, Inc.	P234365
4 NT Rescue Air Bags with Accessories & 2 Rapid Stair Cribbing Sets	41,082.00	41,082.00	41,082.00	-	1,180,457.41	signed memo on 4-25-03; CC mtg of July 10, 2003	Sunshine Fire Equipment	P235347
Gas detectors and related equipment	8,024.74	8,024.74	-	8,024.74	1,180,457.41	Signed req on 5-6-03	Fisher Scientific Company	P233880
Beryllium equipment	2,359.53	2,359.53	2,359.53	-	1,178,097.88	Signed req on 5-6-03	Fisher Scientific Company	P233718
Water pressure extinguishers	250.00	250.00	250.00	-	1,177,847.88	Signed req on 5-6-03	Ten-8 Fire Equipment, Inc.	P233585
MiniRAE Plus lamp	560.50	560.50	560.50	-	1,177,287.38		Safeco	P234450
Haz Cat Kit	2,325.00	2,325.00	2,325.00	-	1,174,962.38	Signed req on 5-6-03	Haztech Systems Inc.	P233523
Corded Sawzall and other equipment	2,101.24	2,101.24	2,101.24	-	1,172,861.14	Signed req on 5-6-03	Fisher Scientific Company	P233577
Mercury monitors, turbjets, med-X Foam Tube	8,959.92	8,959.92	8,959.92	-	1,163,901.22	Signed req on 5-19-03	Municipal Equipment Company	P233787
Bad Box 30 (10 ea Anthrax/Ricin/Botax)	2,450.00	2,450.00	2,450.00	-	1,161,451.22		International Security	P233161
Command Video receiver	3,952.29	3,952.29	-	3,952.29	1,161,451.22		Search Systems Inc.	P234021
Hazmat smart-strip chemical identification badge	1,005.28	1,005.28	1,005.28	-	1,160,445.94		Safety Solutions	P233912
2 AraeRAE gas detection systems and 4 detector monitors	30,900.00	30,900.00	-	30,900.00	1,160,445.94	CC mtg on 7-24-03; signed req on 10-27-03	Rae Systems Inc.	P041438
cost difference due against PO 233523	550.00	550.00	550.00	-	1,159,895.94	signed req on 7-2-03	Haztech Systems Inc.	P234279
Sax's Dangerous Properties of Haz materials	1,045.90	1,045.90	1,045.90	-	1,158,850.04		Lab Safety Supply	P234011
Scott MPC Plus cartridge for full-face respirators, personal protection CPF2, etc.	15,804.94	15,804.94	15,804.94	-	1,143,045.10	signed req on 7-28-03	Fisher Scientific Company	P234974
Gear bags	690.00	690.00	690.00	-	1,142,355.10	signed req on 7-28-03	Flagler Surplus	P234887
Standard petrogen package and various accessory items	1,598.00	1,598.00	1,598.00	-	1,140,757.10	signed req on 7-28-03	Petrogen, Inc.	P234906
2-head strobe lights	747.00	747.00	747.00	-	1,140,010.10	signed req on 8-13-03	Lab Safety Supply	P234872
Stomp 2 Medical Backpacks	5,454.00	5,454.00	5,454.00	-	1,134,556.10	signed req on 10-27-03	Blackhawk Industries, Inc.	P040351
Diving equipment such as surface communication station, tanks, chargers, etc	21,965.00	21,965.00	21,333.00	632.00	1,113,225.10	signed req on 10-27-03	Austin Diving Center	P040982
MFG part	3.40	3.40	3.40	-	1,113,221.70		Tri Gas, Inc.	DP314247
HazMat Chemical Identifier and Portable Handheld Chemical Detection Monitoring System	65,465.00	-	-	-	1,113,221.70	Bid No. 02-03-211		
HRS-82 Ogura Rescue System Kit	24,259.98	24,259.98	24,259.98	-	1,088,961.72		Ogura Hypower Corp	P040634
Shelves for each of the 4 trailers	4,758.00	4,758.00	4,758.00	-	1,084,203.72		Kendall Trailers	P040874
Haz Material Handbook for Emergency Response	4,315.96	4,315.96	-	4,315.96	1,084,203.72		Fisher Scientific Company	P041391
<b>EMERGENCY RESPONSE:</b>								
	1,104,088.27	463,621.27	415,798.28	47,824.99				
<b>Balance of Appropriations:</b>								
	\$ 395,913.73	\$ 1,036,378.73	\$ 1,084,203.72	\$ 1,452,175.01				

Rescue Homeland Defense Preparedness Initiative

Appropriations									
Funding Sources:									
Homeland Defense/Neighborhood Improvement Bond				1,500,000.00					
				Total: \$		1,500,000.00			
Expenditures									
B/Number	Vendor/Description	Allocation	Contract Amount	Payments to Date	Contract Balance	Running Balance	Comments	Vendor	Req./P.O. #
B-72814	Incident command vehicle	200,000.00	-	-	-	1,500,000.00			
B-72815	Technical rescue vehicle	225,000.00	-	-	-	1,500,000.00			
B-72815	Terrorist cache vehicle	150,000.00	-	-	-	1,500,000.00			
B-72813	Domestic Security equipment - Original Allocation of \$450,000	-	-	-	-	1,500,000.00			
B-72813	Terrorist cache equipment - Original Allocation of \$475,000	310,044.59	-	-	-	1,500,000.00			
B-72813	Lobster bar cutter	1,750.00	1,750.00	1,750.00	-	1,498,250.00	Signed req on 3-31-03	Fastcut Industries, Inc.	P233003
B-72813	Welding equipment	1,600.25	1,600.25	1,600.25	-	1,496,649.75	Signed req on 3-31-03	Matheson Tri Gas, Inc.	P232998
B-72813	Hydra ram with 8" opening thrust plus freight	1,718.22	1,718.22	1,718.22	-	1,494,931.53	Signed req on 3-31-03	Ten-8 Fire Equipment, Inc.	P232999
B-72813	Air hammer 911 master kit	1,874.94	1,874.94	1,874.94	-	1,493,056.59	Signed req on 3-31-03	Ten-8 Fire Equipment, Inc.	P233000
B-72813	Hydraulic cut-off ringsaw	4,497.64	4,497.64	4,497.64	-	1,488,558.95	Signed req on 3-31-03	Team Equipment, Inc.	P233258
B-72813	Hydraulic hammer, breakers, etc	22,123.66	22,123.66	22,123.66	-	1,466,435.29	Signed req on 3-31-03	Stanley Hydraulic Tools	P233257
B-72813	Chiseling hammer, drill, etc.	9,244.10	9,244.10	9,244.10	-	1,457,191.19	Signed req on 3-31-03	Hilti, Inc.	P233038
B-72813	Paratech Acme Thread struts	36,014.50	36,014.50	36,014.50	-	1,421,176.69		Team Equipment, Inc.	P233478
B-72813	Searchcam 2000 Victim Location Standard Probe	22,340.00	22,340.00	22,340.00	-	1,398,836.69	Signed req on 4-23-03	Search Systems Inc.	P233276
B-72813	WMD 1st Responder Hardline Communication Kit	12,593.28	12,593.28	12,593.28	-	1,386,243.41	Signed req on 4-23-03	Fisher Scientific Company	P233443
B-72813	Holmatro extrication tools and accessories	164,704.00	164,704.00	164,704.00	-	1,221,539.41	signed memo on 4-29-03	Ten-8 Fire Equipment, Inc.	P234365
B-72813	4 NT Rescue Air Bags with Accessories & 2 Rapid Stair Cribbing Sets	41,082.00	41,082.00	41,082.00	-	1,180,457.41	signed memo on 4-25-03; CC mtg of July 10, 2003	Sunshine Fire Equipment	P235347
B-72813	Gas detectors and related equipment	8,024.74	7,791.62	7,411.62	380.00	1,173,045.79	Signed req on 5-6-03	Fisher Scientific Company	P233880
B-72813	Beryllium equipment	2,359.53	2,359.53	2,359.53	-	1,170,686.26	Signed req on 5-6-03	Fisher Scientific Company	P233718
B-72813	Water pressure extinguishers	250.00	250.00	250.00	-	1,170,436.26	Signed req on 5-6-03	Ten-8 Fire Equipment, Inc.	P233565
B-72813	MiniRAE Plus lamp	560.50	560.50	560.50	-	1,169,875.76		Safeco	P234450
B-72813	Haz Cat Kit	2,325.00	2,325.00	2,325.00	-	1,167,550.76	Signed req on 5-6-03	Haztech Systems Inc.	P233523
B-72813	Corded Sawzall and other equipment	2,101.24	2,101.24	2,101.24	-	1,165,449.52	Signed req on 5-6-03	Fisher Scientific Company	P233577
B-72813	Mercury monitors, turbojets, med-X Foam Tube	8,959.92	8,959.92	8,959.92	-	1,156,489.60	Signed req on 5-19-03	Municipal Equipment Company	P233787
B-72813	Bad Box 30 (10 ea Anthrax/Ricin/Botax)	2,450.00	2,450.00	2,450.00	-	1,154,039.60		International Security	P233161
B-72813	Command Video receiver	3,952.29	3,952.29	3,952.29	-	1,150,087.31		Search Systems Inc.	P234021
B-72813	Hazmat smart-strip chemical identification badge	1,005.28	1,005.28	1,005.28	-	1,149,082.03		Safety Solutions	P233912
B-72813	2 AraeRAE gas detection systems and 4 detector monitors	31,084.35	31,084.35	31,084.35	-	1,117,997.68	CC mtg on 7-24-03; signed req on 10-27-03	Rae Systems Inc.	P041438
B-72813	cost difference due against PO 233523	550.00	550.00	550.00	-	1,117,447.68	signed req on 7-2-03	Haztech Systems Inc.	P234279
B-72813	Sax's Dangerous Properties of Haz materials	1,045.90	1,045.90	1,045.90	-	1,116,401.78		Lab Safety Supply	P234011
B-72813	Scott MPC Plus cartridge for full-face respirators, personal protection CPF2, etc.	15,804.94	15,804.94	15,804.94	-	1,100,596.84	signed req on 7-28-03	Fisher Scientific Company	P234974
B-72813	Gear bags	690.00	690.00	690.00	-	1,099,906.84	signed req on 7-28-03	Flagler Surplus	P234867
B-72813	Standard petrogen package and various accessory items	1,596.00	1,596.00	1,596.00	-	1,098,310.84	signed req on 7-28-03	Petrogen, Inc.	P234906
B-72813	2-head strobe lights	747.00	747.00	747.00	-	1,097,563.84	signed req on 8-13-03	Lab Safety Supply	P234872
B-72813	Stomp 2 Medical Backpacks	5,454.00	5,454.00	5,454.00	-	1,092,109.84	signed req on 10-27-03	Blackhawk Industries, Inc.	P040351
B-72813	Diving equipment such as surface communication station, tanks, chargers, etc plus shipping charges	22,949.54	22,949.54	22,949.54	-	1,069,160.30	signed req on 10-27-03	Austin Diving Center	P040982
B-72813	MFG part	3.40	3.40	3.40	-	1,069,156.90		Tri Gas, Inc.	DP314247
B-72813	HazMat Chemical Identifier	56,740.00	56,740.00	56,740.00	-	1,012,416.90	Bld No. 02-03-211	Sensir Technologies	P042204
B-72813	Portable Handheld Chemical Detection Monitoring System	8,725.00	8,725.00	8,725.00	-	-		Aramco	P042203
B-72813	HRS-92 Ogura Rescue System Kit	24,259.98	24,259.98	24,259.98	-	988,156.92		Ogura Hypower Corp	P040634
B-72813	Shelves for each of the 4 trailers	4,758.00	4,758.00	4,758.00	-	983,398.92		Kendall Trailers	P040874
B-72813	Haz Material Handbook for Emergency Response	4,315.96	4,286.39	3,580.78	705.61	979,838.14		Fisher Scientific Company	P041391
B-72813	Scubapro MK2 Plus First Stage Regulator (20)	2,137.20	2,137.20	2,137.20	-	977,700.94		Austin Diving Center	P041840
B-72813	MCI Unit Bag plus shipping charges (10)	400.00	400.00	400.00	-	977,300.94		Bound Tree, Inc.	P042819
B-72813	Spring Link 1/4" Zink Leigh #7030 (100)	198.00	178.01	178.01	-	977,122.93		Home Depot Store 277	P042820
B-72813	Flogging Tape plus shipping charges	15.89	15.89	15.89	-	977,107.04		Chief Supply Corp.	P042823
B-72813	Laerdal Pediatric Pocket Mask (16)	1,119.40	1,119.40	1,119.40	-	975,987.64		Emergency Medical Supply, Inc.	P042824
B-72813	Scubapro MK2 Plus First Stage Regulator (20)	5,150.00	5,150.00	5,150.00	-	970,837.64		Tarpon Diving Center	P042825
B-72813	Cylume Light Sticks -green in color plus shipping charges (300)	300.00	300.00	300.00	-	970,537.64		Divers Unlimited	P042826
B-72813	Inflator Hoses for dry suits (20)	213.00	213.00	213.00	-	970,324.64		Divers Unlimited	P042827
B-72813	Safety international waist fanny pak (116)	5,045.84	5,045.84	4,043.93	1,001.91	966,280.71		American LaFrance Medic Master	P043103
B-72813	Clear N View Markable Clipboards plus shipping	1,256.10	1,256.10	1,256.10	-	965,024.61		Ferno-Washington, Inc.	P043209
B-72813	Office supplies for the Mass Casualty Incident (MCI) needs.	700.00	618.75	618.75	-	964,405.86	Reso 04-0182	Office Depot	P043132
B-72813	NT Dual Handheld with 8700 1520 coupler and 8700 1590 adapter	2,389.00	2,389.00	2,389.00	-	962,016.86		Sunshine Seagrave Fire Equipmen	P043144
B-72813	MCI Command Bags (10)	415.00	415.00	415.00	-	961,601.86		Ferno-Washington, Inc.	P043127
B-72813	Top O-ring for Strut and accessories	154.50	154.50	154.50	-	961,447.36		Team Equipment, Inc.	P043168
B-72813	Sterling rope	985.60	985.60	-	985.60	961,447.36		KMP Fire	P043171
B-72813	Grease pencils/china markers plus freight charges	198.02	198.02	198.02	-	961,249.34		Ferno-Washington, Inc.	P043240
B-72813	Flashlight Sabrelite	720.00	720.00	720.00	-	960,529.34		Municipal Equipment Company	P043368
B-72813	Pelican Headup Lite with cloth strap and rubber strap	997.50	997.50	-	997.50	960,529.34		Municipal Equipment Company	P043369
B-72813	Lettering for Triage bag (one time set up fee)	35.00	35.00	-	35.00	960,529.34		American LaFrance Medic Master	P043424
B-72813	Lettering for Triage Bag	50.00	50.00	-	50.00	960,529.34		American LaFrance Medic Master	P043425
B-72813	Holmatro tool belt w/tool bag	4,588.00	4,588.00	-	4,588.00	960,529.34		Ten-8 Fire Equipment, Inc.	P043528
B-72813	Paramedic shears (161) plus freight	166.39	166.39	166.39	-	960,362.95		Emergency Medical Supply, Inc.	P043865
B-72813	Goggles (splash protectors) (161) plus shipping	306.94	306.94	306.94	-	960,056.01		Carlwood Safety Inc.	P043897

Rescue Homeland Defense Preparedness Initiative										
Appropriations										
Funding Sources:										
Homeland Defense/Neighborhood Improvement Bond						1,500,000.00				
						Total: \$ 1,500,000.00				
B-72813	Pacific supplies (helmet,goggle,neck protector,anti-fog cloth,tear off lense and gearbag)	15,854.80	15,854.80			15,854.80	960,056.01		Pro-Am Safety, Inc.	P044009
B-72813	Tetra monitors, confined space kit and truck charger	7,191.20	7,191.20			7,191.20	960,056.01		Globe Electric Co, Inc.	P044163
B-72813	Pull title II Seal plus freight	219.37	219.37		219.37	-	960,309.97		E. J. Brooks, Co.	P043983
B-72813	4 Color Triage Tarp set with carrying case (10)	9,493.00	9,493.00			9,493.00	960,362.95		Melbourne Veniure Group LLC	P043359
B-72813	Shower Curtain pin sets (100) plus shipping	149.00	149.00			149.00	960,056.01		Home Depot Store 277	P044084
B-72813	200 Foot Fire Rescue Light Cable Reel System	24,251.50	24,251.50			24,251.50	960,056.01		Lumanex LLC	P044282
	Totals:	1,500,000.00	614,571.48		548,888.38	65,683.12				
Balance of Appropriations:		\$0.00	\$885,428.52	\$	951,111.64	\$	1,434,316.88			



DEPARTMENT OF CAPITAL IMPROVEMENTS  
PROJECT OVERVIEW FORM

# UPDATE

1. DATE: 9/21/04 DISTRICT: 2  
NAME OF PROJECT: APPLICATION FOR THE PAN AMERICAN SEAPLANE TERMINAL, HISTORICAL AND STRUCTURAL REHABILITATION GRANT  
INITIATING DEPARTMENT/DIVISION: Grant Administration  
INITIATING CONTACT PERSON/CONTACT NUMBER: Robert Ruano (305) 416-1532-Grants & Sarah Eaton (305) 416-1409 Planning & Zoning  
C.I.P. DEPARTMENT CONTACT: \_\_\_\_\_  
RESOLUTION NUMBER: \_\_\_\_\_ CIP/PROJECT NUMBER: 327001  
ADDITIONAL PROJECT NUMBER: \_\_\_\_\_  
(IF APPLICABLE)

2. BUDGETARY INFORMATION: Are funds budgeted?  YES  NO If yes,  
TOTAL DOLLAR AMOUNT: \$ 745,000 (5 Million allocated, 2.75 Million in 1<sup>st</sup> series. Approximate balance is \$1,547,500).  
SOURCE OF FUNDS: HDNI bonds Historic Preservation Initiatives  
ACCOUNT CODE(S): CIP # 327001 \$395,000

If grant funded, is there a City match requirement?  YES  NO  
AMOUNT: \$350,000 EXPIRATION DATE: \_\_\_\_\_  
Are matching funds Budgeted?  YES  NO Account Code(s): \_\_\_\_\_  
Estimated Operations and Maintenance Budget \_\_\_\_\_

3. SCOPE OF PROJECT:  
Individuals / Departments who provided input: Robert Ruano & Sarah Eaton  
DESCRIPTION OF PROJECT: The project has two inter-related elements to safeguard the structure from storm surge and wind damage. The first element is assessing damage to structural columns by removing their concrete casings to examine for corrosion, and to replace columns subject to failure. Structural engineers will develop solutions to storm-proof the basement. The second element adds to storm and wind protection of the structure by replacing the entrance building front with impact resistant glass doors and windows that meet 100-year storm code specifications.

ADA Compliant?  YES  NO  N/A

Approved by Audit Committee?  YES  NO  N/A DATE APPROVED: 8/26/04  
Approved by Bond Oversight Board?  YES  NO  N/A DATE APPROVED: 9/21/04  
Approved by Commission?  YES  NO  N/A DATE APPROVED: \_\_\_\_\_  
Revisions to Original Scope?  YES  NO (If YES see Item 5 below)  
Time Approval  6 months  12 months Date for next Oversight Board Update: \_\_\_\_\_

4. CONCEPTUAL COST ESTIMATE BREAKDOWN  
Has a conceptual cost estimate been developed based upon the initial established scope?  YES  NO If yes,  
DESIGN COST: \_\_\_\_\_  
CONSTRUCTION COST: \_\_\_\_\_  
Is conceptual estimate within project budget?  YES  NO  
If not, have additional funds been identified?  YES  NO  
Source(s) of additional funds: \_\_\_\_\_

Approved by Commission?  YES  NO  N/A DATE APPROVED: \_\_\_\_\_  
Approved by Bond Oversight Board?  YES  NO  N/A DATE APPROVED: \_\_\_\_\_

5. REVISIONS TO ORIGINAL SCOPE  
Individuals / Departments who provided input: \_\_\_\_\_

Justifications for change: \_\_\_\_\_

Description of change: \_\_\_\_\_

Fiscal Impact  YES  NO HOW MUCH? \_\_\_\_\_  
Have additional funds been identified?  YES  NO  
Source(s) of additional funds: \_\_\_\_\_

Time impact \_\_\_\_\_  
Approved by Commission?  YES  NO  N/A DATE APPROVED: \_\_\_\_\_  
Approved by Bond Oversight Board?  YES  NO  N/A DATE APPROVED: \_\_\_\_\_

6. COMMENTS: Attached is Sarah Eaton's recommendations (e-mail) on the allocation of the Historic Preservation Funds.

APPROVAL: Robert O. Ford DATE: \_\_\_\_\_  
BOND OVERSIGHT BOARD



HD/NIB MOTION 04-76

A MOTION DIRECTING THE ADMINISTRATION TO MEET INDIVIDUALLY WITH EACH OF THE PROPERTY OWNERS TARGETED FOR EMINENT DOMAIN WITH A VIEW TO NEGOTIATE IN GOOD FAITH.

MOVED: G. RESHEFSKY

SECONDED: L. De ROSA

ABSENT: R. Cayard, W. Harvey; J. Manowitz, D. Marko, J. Reyes, M. Reyes and E. Marcial

Note for the Record: Motion passed by unanimous vote of all Board Members present.

**A. AUDIT COMMITTEE REPORT:**

- Land Acquisition for Future Fire Station #14.

TOTAL DOLLAR AMOUNT: \$1,408,000 + closing costs (which has 10 Million allocated, with 5.5 Million in 1<sup>st</sup> series. Today's approximate balance is (\$3,462,574) from 1<sup>st</sup> series allocation.

SOURCE OF FUNDS: Neighborhood Fire Stations & Training Facility

Approved by Audit Committee: 8/26/04

SCOPE OF PROJECT: Land acquisition for property located at 3188 SW 15 Terrace for a future Fire-Station #14

Madeline Valdes, Economic Development, stated this item was withdrawn by the administration.

- Application for the Pan American Seaplane Terminal Historical and Structural Rehabilitation Grant.

TOTAL DOLLAR AMOUNT: \$745,000 (5 Million allocated, 2.75 Million in 1<sup>st</sup>-series. Approximate balance is \$1,547,500 – Only \$395,000 is from HDNI Historic Preservation Initiatives).

SOURCE OF FUNDS: HDNI bonds Historic Preservation Initiatives - \$395,000

Approved by Audit Committee: 8/26/04

SCOPE OF PROJECT: The project has two inter-related elements to safeguard the structure from storm surge and wind damage. The first element is assessing damage to structural columns by removing their concrete casings to examine for corrosion, and to replace columns subject to failure. Structural engineers will develop solutions to storm-proof the basement. The second element adds to storm and wind protection of the structure by replacing the entrance building front with impact resistant glass doors and windows that meet 100-year storm code specifications.

HD/NIB MOTION 04-77

A MOTION TO APPROVE THE AUDIT COMMITTEE'S RECOMMENDATION TO FUND NEEDED REPAIRS TO DINNER KEY MARINA AND BUILDING FROM FUNDS RECEIVED FROM THE PAN AMERICAN SEAPLANE TERMINAL HISTORICAL AND STRUCTURAL REHABILITATION GRANT AND CITY OF MIAMI MATCHING FUNDS.

MOVED: M. CRUZ

SECONDED: L. De ROSA

ABSENT: R. Cayard, W. Harvey; J. Manowitz, D. Marko, J. Reyes, M. Reyes and E. Marcial

Note for the Record: Motion passed by unanimous vote of all Board Members present.

- Orange Bowl Structural Condition Assessment 2004

TOTAL DOLLAR AMOUNT: \$77,000 (16 million allocated; estimated current balance is \$11,514,890)

SOURCE OF FUNDS: Homeland Defense /Orange Bowl Stadium Ramps/Improvements & Structural Repairs

Approved by Audit Committee: 8/26/04

SCOPE OF PROJECT: The City of Miami approved Resolution No. 03-873, Bliss and Nyitray, Structural Consultant Engineers to prepare a report on the structural conditions of the Orange Bowl Stadium. The study was intended to develop a remedial work plan for the repairs of noted structural deficiencies and update maintenance recommendations as part of a major renovation that will extend stadium usage for a period of up to 30 more years.

HD/NIB MOTION 04-78

A MOTION TO APPROVE THE AUDIT COMMITTEE'S RECOMMENDATION TO FUND THE ORANGE BOWL STRUCTURAL CONDITION ASSESSMENT 2004.

MOVED: L. De ROSA

SECONDED: M. CRUZ

ABSENT: R. Cayard, W. Harvey; J. Manowitz, D. Marko, J. Reyes, M. Reyes and E. Marcial

Note for the Record: Motion passed by unanimous vote of all Board Members present.

DEPARTMENT OF CAPITAL IMPROVEMENTS  
PROJECT OVERVIEW FORM



# UPDATE

1. DATE: 9/21/04 DISTRICT: 1  
NAME OF PROJECT: NW 14<sup>TH</sup> STREET IMPROVEMENT PROJECT  
INITIATING DEPARTMENT/DIVISION: Capital Improvements  
INITIATING CONTACT PERSON/CONTACT NUMBER: Jorge Cano (305) 416-1282 / Alvaro Alonso (305) 416-1024  
C.I.P. DEPARTMENT CONTACT: Jorge Cano  
RESOLUTION NUMBER: \_\_\_\_\_ CIP/PROJECT NUMBER: 311711  
ADDITIONAL PROJECT NUMBER: B-50686

(IF APPLICABLE)

2. BUDGETARY INFORMATION: Are funds budgeted?  YES  NO If yes,  
TOTAL DOLLAR AMOUNT: \$2,443,156 (only \$600,000 is from District 1 Neighborhood Quality of Life Improvements)  
SOURCE OF FUNDS: District 1 Neighborhood Quality Of Life Improvements/Citywide Street Improvements FY'2001-2005/ Citywide Transportation & Transit  
ACCOUNT CODE(S): CIP # 311711/ 341183 / 341330

If grant funded, is there a City match requirement?  YES  NO  
AMOUNT: \_\_\_\_\_ EXPIRATION DATE: \_\_\_\_\_  
Are matching funds Budgeted?  YES  NO Account Code(s): \_\_\_\_\_  
Estimated Operations and Maintenance Budget \_\_\_\_\_

3. SCOPE OF PROJECT:  
Individuals / Departments who provided input: Jorge Cano & Alvaro Alonso  
DESCRIPTION OF PROJECT: The proposed work consists of the milling and resurfacing of NW 14<sup>th</sup> Street from NW 34<sup>th</sup> Avenue to 22<sup>nd</sup> Avenue. The project will also add pedestrian ramps for ADA compliance, installation of turf blocks and sod on the parkway area and drainage improvements.

ADA Compliant?  YES  NO  N/A

Approved by Audit Committee?  YES  NO  N/A DATE APPROVED: 8/26/04  
Approved by Bond Oversight Board?  YES  NO  N/A DATE APPROVED: 9/21/04  
Approved by Commission?  YES  NO  N/A DATE APPROVED: \_\_\_\_\_  
Revisions to Original Scope?  YES  NO (If YES see Item 5 below)  
Time Approval  6 months  12 months Date for next Oversight Board Update: \_\_\_\_\_

4. CONCEPTUAL COST ESTIMATE BREAKDOWN  
Has a conceptual cost estimate been developed based upon the initial established scope?  YES  NO If yes,  
DESIGN COST: \_\_\_\_\_  
CONSTRUCTION COST: \_\_\_\_\_  
Is conceptual estimate within project budget?  YES  NO  
If not, have additional funds been identified?  YES  NO  
Source(s) of additional funds: \_\_\_\_\_

Approved by Commission?  YES  NO  N/A DATE APPROVED: \_\_\_\_\_  
Approved by Bond Oversight Board?  YES  NO  N/A DATE APPROVED: \_\_\_\_\_

5. REVISIONS TO ORIGINAL SCOPE  
Individuals / Departments who provided input: \_\_\_\_\_

Justifications for change: \_\_\_\_\_

Description of change: \_\_\_\_\_

Fiscal Impact  YES  NO HOW MUCH? \_\_\_\_\_  
Have additional funds been identified?  YES  NO  
Source(s) of additional funds: \_\_\_\_\_

Time impact \_\_\_\_\_  
Approved by Commission?  YES  NO  N/A DATE APPROVED: \_\_\_\_\_  
Approved by Bond Oversight Board?  YES  NO  N/A DATE APPROVED: \_\_\_\_\_

6. COMMENTS: \_\_\_\_\_

APPROVAL: Robert O. Flood DATE: 9/21/04  
BOND OVERSIGHT BOARD

- Site Furnishings/Lighting at Jose Marti Park.

TOTAL DOLLAR AMOUNT: \$160,650 (1.35 million allocated; estimated current balance is \$216,033)

SOURCE OF FUNDS: HDNI Bonds - Neighborhood Park Improvements & Acquisitions-\$116,000 & Little Havana Residential Park Renovations Impact Fees-\$44,650

Approved by Audit Committee: 8/26/04

SCOPE OF PROJECT: Project consists of the furnishing of all labor, materials and equipment for the replacement of eight metal poles and concrete pole bases with forty decorative fixtures. 16 fixtures in existing metal poles.

HD/NIB MOTION 04-81

A MOTION TO APPROVE THE AUDIT COMMITTEE'S RECOMMENDATION TO FUND SITE FURNISHINGS/LIGHTING AT JOSE MARTI PARK.

MOVED: L. De ROSA

SECONDED: M. CRUZ

ABSENT: R. Cayard, W. Harvey; J. Manowitz, D. Marko, J. Reyes, M. Reyes and E. Marcial

Note for the Record: Motion passed by unanimous vote of all Board Members present.

- N.W.14<sup>th</sup> Street Improvement Project.

TOTAL DOLLAR AMOUNT: \$2,443,156 (only \$600,000 is from District 1 Neighborhood Quality of Life Improvements)

SOURCE OF FUNDS: District 1 Neighborhood Quality Of Life Improvements/Citywide Street Improvements FY'2001-2005/ Citywide Transportation & Transit

Approved by Audit Committee: 8/26/04

SCOPE OF PROJECT: The proposed work consists of the milling and resurfacing of NW 14<sup>th</sup> Street from NW 34<sup>th</sup> Avenue to 22<sup>nd</sup> Avenue. The project will also add pedestrian ramps for ADA compliance, installation of turf blocks and sod on the parkway area and drainage improvements.

HD/NIB MOTION 04-82

A MOTION TO APPROVE THE AUDIT COMMITTEE'S RECOMMENDATION TO FUND N.W. 14<sup>TH</sup> STREET IMPROVEMENT PROJECT.

MOVED: R. AEDO

SECONDED: L. De ROSA

ABSENT: R. Cayard, W. Harvey; J. Manowitz, D. Marko, J. Reyes, M. Reyes and E. Marcial

Note for the Record: Motion passed by unanimous vote of all Board Members present.

Note for the Record: Chairman Flanders directed the administration to post photographs of this project on the City's web page.

to preserve parking spaces. Ms. Sumner stated that she would personally visit the site (S.W. 22 Terrace between 29<sup>th</sup> and 31<sup>st</sup> Avenues).

#### IV. NEW BUSINESS:

##### A. AUDIT COMMITTEE REPORT:

- **Second Increase in Contract for Orange Bowl Stadium Structural Repairs 2003.**

Total dollar amount: \$400,000 (16 million allocated; estimated current balance is \$11,591,890)

Source of Funds: Homeland Defense /Orange Bowl Stadium Ramps/Improvements

Report by: Juan Ordonez

Date approved by Audit Subcommittee: 6/14/04

Scope of project: To take remedial action to repair and replace some structural elements that are showing signs of overstress and need to be replaced to preserve the life, health and safety of the public.

#### HD/NIB MOTION 04-54

A MOTION TO APPROVE THE AUDIT SUBCOMMITTEE'S RECOMMENDATION TO FUND THE ORANGE BOWL STADIUM STRUCTURAL REPAIRS 2003 PROJECT.

MOVED: M. REYES

SECONDED: M. CRUZ

ABSENT: R. CAYARD, L. DE ROSA, W. HARVEY; J. MANOWITZ, D.

MARKO, J. REYES, R. VANGATES

Note for the Record: Motion passed by unanimous vote of all Board Members present.

- **Grand Avenue Improvements.**

Total dollar amount: \$4,500,000 (3,000,000 allocated from Homeland Defense/Neighborhood Improvement Bonds)

Source of Funds: H.D. Grand Avenue Improvements, Miami-Dade Road Impact Fee, People's Transportation Plan & Miami-Dade Secondary Gas Tax\_

Report by: Maria Lopez

Date approved by Audit Subcommittee: 06/14/04

Scope of project: The project consist of reconstruction and improvements of the roadway including a new storm drainage system, medians, new lighting, benches, landscape & signage along Grand Avenue between S.W. 37 Avenue and Matilda Street



DEPARTMENT OF CAPITAL IMPROVEMENTS

PROJECT OVERVIEW FORM

UPDATE

1. DATE: 06/22/04 DISTRICT: 2
NAME OF PROJECT: Grand Avenue Improvements
INITIATING DEPARTMENT/DIVISION: C.I.P.
INITIATING CONTACT PERSON/CONTACT NUMBER: Maria Lopez (305) 416-1206
C.I.P. DEPARTMENT CONTACT: Maria Lopez
RESOLUTION NUMBER: CIP/PROJECT NUMBER: 341208
ADDITIONAL PROJECT NUMBER:

(IF APPLICABLE)

2. BUDGETARY INFORMATION: Are funds budgeted? [X] YES [ ] NO If yes,
TOTAL DOLLAR AMOUNT: \$3,884,011 (3,000,000 allocated from Homeland Defense/Neighborhood Improvement Bonds)
SOURCE OF FUNDS: H.D. Grand Avenue Improvements, Miami-Dade Road Impact Fee, People's Transportation Plan & Miami-Dade Secondary Gas Tax
ACCOUNT CODE(S): CIP # 341208

If grant funded, is there a City match requirement? [ ] YES [ ] NO
AMOUNT: EXPIRATION DATE:
Are matching funds Budgeted? [ ] YES [ ] NO Account Code(s):
Estimated Operations and Maintenance Budget

3. SCOPE OF PROJECT:
Individuals / Departments who provided input: Maria Lopez

DESCRIPTION OF PROJECT: The project consist of reconstruction and improvements of the roadway including a new storm drainage system, medians, new lighting, benches, landscape & signage along Grand Avenue between S.W. 37 Avenue and Matilda Street.

ADA Compliant? [ ] YES [ ] NO [ ] N/A

Approved by Audit Committee? [X] YES [ ] NO [ ] N/A DATE APPROVED: 06/14/04
Approved by Bond Oversight Board? [X] YES [ ] NO [ ] N/A DATE APPROVED: 06-22-04
Approved by Commission? [ ] YES [ ] NO [ ] N/A DATE APPROVED:
Revisions to Original Scope? [ ] YES [ ] NO (If YES see Item 5 below)
Time Approval [ ] 6 months [ ] 12 months Date for next Oversight Board Update:

4. CONCEPTUAL COST ESTIMATE BREAKDOWN
Has a conceptual cost estimate been developed based upon the initial established scope? [ ] YES [ ] NO If yes,
DESIGN COST:
CONSTRUCTION COST:
Is conceptual estimate within project budget? [ ] YES [ ] NO
If not, have additional funds been identified? [ ] YES [ ] NO
Source(s) of additional funds:

Approved by Commission? [ ] YES [ ] NO [ ] N/A DATE APPROVED:
Approved by Bond Oversight Board? [ ] YES [ ] NO [ ] N/A DATE APPROVED:

5. REVISIONS TO ORIGINAL SCOPE
Individuals / Departments who provided input:

Justifications for change:
Description of change:

Fiscal Impact [ ] YES [ ] NO HOW MUCH?
Have additional funds been identified? [ ] YES [ ] NO
Source(s) of additional funds:

Time impact
Approved by Commission? [ ] YES [ ] NO [ ] N/A DATE APPROVED:
Approved by Bond Oversight Board? [ ] YES [ ] NO [ ] N/A DATE APPROVED:

6. COMMENTS First bid \$3,691,803 and Second bid \$3,884,011-difference = \$192,208. Scheduled for 6-24-04 Commission Meeting. Construction Begins September 2004 and approximately 200 days for completion.
APPROVAL: [Signature] DATE: 06-22-04
BOND OVERSIGHT BOARD

to preserve parking spaces. Ms. Sumner stated that she would personally visit the site (S.W. 22 Terrace between 29<sup>th</sup> and 31<sup>st</sup> Avenues).

#### IV. NEW BUSINESS:

##### A. AUDIT COMMITTEE REPORT:

- **Second Increase in Contract for Orange Bowl Stadium Structural Repairs 2003.**

Total dollar amount: \$400,000 (16 million allocated; estimated current balance is \$11,591,890)

Source of Funds: Homeland Defense /Orange Bowl Stadium Ramps/Improvements

Report by: Juan Ordonez

Date approved by Audit Subcommittee: 6/14/04

Scope of project: To take remedial action to repair and replace some structural elements that are showing signs of overstress and need to be replaced to preserve the life, health and safety of the public.

#### HD/NIB MOTION 04-54

A MOTION TO APPROVE THE AUDIT SUBCOMMITTEE'S RECOMMENDATION TO FUND THE ORANGE BOWL STADIUM STRUCTURAL REPAIRS 2003 PROJECT.

MOVED: M. REYES

SECONDED: M. CRUZ

ABSENT: R. CAYARD, L. DE ROSA, W. HARVEY; J. MANOWITZ, D. MARKO, J. REYES, R. VANGATES

Note for the Record: Motion passed by unanimous vote of all Board Members present.

- **Grand Avenue Improvements.**

Total dollar amount: \$4,500,000 (3,000,000 allocated from Homeland Defense/Neighborhood Improvement Bonds)

Source of Funds: H.D. Grand Avenue Improvements, Miami-Dade Road Impact Fee, People's Transportation Plan & Miami-Dade Secondary Gas Tax\_

Report by: Maria Lopez

Date approved by Audit Subcommittee: 06/14/04

Scope of project: The project consist of reconstruction and improvements of the roadway including a new storm drainage system, medians, new lighting, benches, landscape & signage along Grand Avenue between S.W. 37 Avenue and Matilda Street

HD/NIB MOTION 04-55

A MOTION TO APPROVE THE AUDIT SUBCOMMITTEE'S RECOMMENDATION TO FUND THE GRAND AVENUE IMPROVEMENTS PROJECT.

MOVED: M. REYES

SECONDED: L. CABRERA

ABSENT: R. CAYARD, L. DE ROSA, W. HARVEY; J. MANOWITZ, D. MARKO, J. REYES, R. VANGATES

Note for the Record: Motion passed by unanimous vote of all Board Members present.

- **I-395 Beautification/Landscaping.**

Total dollar amount: \$14,507.50 (3,000,000 1st Series allocation; estimated current balance \$2,585,492.50)

Source of Funds: Quality of Life District 2 /Neighborhood Gateways Improvements

Report by: Jorge Cano

Date approved by Audit Subcommittee: 06/14/04

Scope of project: Beautification landscaping project under and around the cast bound I-395 ramps that lead to Biscayne Boulevard.

HD/NIB MOTION 04-56

A MOTION TO APPROVE THE AUDIT SUBCOMMITTEE'S RECOMMENDATION TO FUND THE I-395 BEAUTIFICATION /LANDSCAPING PROJECT.

MOVED: M. REYES

SECONDED: M. CRUZ

ABSENT: R. CAYARD, L. DE ROSA, W. HARVEY; J. MANOWITZ, D. MARKO, J. REYES, R. VANGATES

Note for the Record: Motion passed by unanimous vote of all Board Members present.

- **Lummus Landing.**

Total dollar amount: \$50,000 (\$1.7 million 1<sup>st</sup> series allocation; estimated current balance is \$815,674) \$1.44 million total Lummus Landing project cost.

Source of Funds: Homeland Defense /Citywide Waterfront Improvements & Riverside Riverfront Redevelopment

Report by: Jorge Cano

Date approved by Audit Subcommittee: 06/14/04

Scope of project: Design, permitting and construction of a riverwalk, docks, marina slips, seawall reconstruction, dredging and riverbank stabilization.





DEPARTMENT OF CAPITAL IMPROVEMENTS

PROJECT OVERVIEW FORM

UPDATE

1. DATE: 06/22/04 DISTRICT: 2
NAME OF PROJECT: Lummus Landing
INITIATING DEPARTMENT/DIVISION: C.I.P.
INITIATING CONTACT PERSON/CONTACT NUMBER: Jorge Cano (305) 416-1280
C.I.P. DEPARTMENT CONTACT: Jorge Cano
RESOLUTION NUMBER: CIP/PROJECT NUMBER: 326015 and 322064
ADDITIONAL PROJECT NUMBER: (IF APPLICABLE)

2. BUDGETARY INFORMATION: Are funds budgeted? [X] YES [ ] NO If yes,
TOTAL DOLLAR AMOUNT: \$ 50,000 (\$1.7 million 1st series allocation; estimated current balance is \$815,674)
\$1.44 million total Lummus Landing project cost.

SOURCE OF FUNDS: Homeland Defense / Citywide Waterfront Improvements & Riverside Riverfront Redevelopment
ACCOUNT CODE(S): CIP # 326015 and 322064

If grant funded, is there a City match requirement? [ ] YES [ ] NO
AMOUNT: EXPIRATION DATE:
Are matching funds Budgeted? [ ] YES [ ] NO Account Code(s):
Estimated Operations and Maintenance Budget

3. SCOPE OF PROJECT:
Individuals / Departments who provided input: Jorge Cano

DESCRIPTION OF PROJECT: Design, permitting and construction of a riverwalk, docks, marina slips, seawall reconstruction, dredging and riverbank stabilization.

ADA Compliant? [ ] YES [ ] NO [ ] N/A
Approved by Audit Committee? [X] YES [ ] NO [ ] N/A DATE APPROVED: 06/14/04
Approved by Bond Oversight Board? [X] YES [ ] NO [ ] N/A DATE APPROVED: 06/22/04
Approved by Commission? [ ] YES [ ] NO [ ] N/A DATE APPROVED:
Revisions to Original Scope? [ ] YES [ ] NO (If YES see Item 5 below)
Time Approval [ ] 6 months [ ] 12 months Date for next Oversight Board Update:

4. CONCEPTUAL COST ESTIMATE BREAKDOWN
Has a conceptual cost estimate been developed based upon the initial established scope? [ ] YES [ ] NO If yes,
DESIGN COST:
CONSTRUCTION COST:
Is conceptual estimate within project budget? [ ] YES [ ] NO
If not, have additional funds been identified? [ ] YES [ ] NO
Source(s) of additional funds:

Approved by Commission? [ ] YES [ ] NO [ ] N/A DATE APPROVED:
Approved by Bond Oversight Board? [ ] YES [ ] NO [ ] N/A DATE APPROVED:

5. REVISIONS TO ORIGINAL SCOPE
Individuals / Departments who provided input:

Justifications for change:
Description of change:

Fiscal Impact [ ] YES [ ] NO HOW MUCH?
Have additional funds been identified? [ ] YES [ ] NO
Source(s) of additional funds:

Time impact
Approved by Commission? [ ] YES [ ] NO [ ] N/A DATE APPROVED:
Approved by Bond Oversight Board? [ ] YES [ ] NO [ ] N/A DATE APPROVED:

6. COMMENTS: \$50,000 approval is being requested to address unanticipated expenses attributable to additional fees and permits from D.E.R.M., installation of gabions, extension of an 8" water main due to relocation of a tapping connection, and additional construction management services.

APPROVAL: [Signature] DATE: 06-22-04
BOND OVERSIGHT BOARD

HD/NIB MOTION 04-55

A MOTION TO APPROVE THE AUDIT SUBCOMMITTEE'S RECOMMENDATION TO FUND THE GRAND AVENUE IMPROVEMENTS PROJECT.

MOVED: M. REYES

SECONDED: L. CABRERA

ABSENT: R. CAYARD, L. DE ROSA, W. HARVEY; J. MANOWITZ, D. MARKO, J. REYES, R. VANGATES

Note for the Record: Motion passed by unanimous vote of all Board Members present.

• **I-395 Beautification/Landscaping.**

Total dollar amount: \$14,507.50 (3,000,000 1st Series allocation; estimated current balance \$2,585,492.50)

Source of Funds: Quality of Life District 2 /Neighborhood Gateways Improvements

Report by: Jorge Cano

Date approved by Audit Subcommittee: 06/14/04

Scope of project: Beautification landscaping project under and around the east bound I-395 ramps that lead to Biscayne Boulevard.

HD/NIB MOTION 04-56

A MOTION TO APPROVE THE AUDIT SUBCOMMITTEE'S RECOMMENDATION TO FUND THE I-395 BEAUTIFICATION /LANDSCAPING PROJECT.

MOVED: M. REYES

SECONDED: M. CRUZ

ABSENT: R. CAYARD, L. DE ROSA, W. HARVEY; J. MANOWITZ, D. MARKO, J. REYES, R. VANGATES

Note for the Record: Motion passed by unanimous vote of all Board Members present.

• **Lummus Landing.**

Total dollar amount: \$50,000 (\$1.7 million 1<sup>st</sup> series allocation; estimated current balance is \$815,674) \$1.44 million total Lummus Landing project cost.

Source of Funds: Homeland Defense /Citywide Waterfront Improvements & Riverside Riverfront Redevelopment

Report by: Jorge Cano

Date approved by Audit Subcommittee: 06/14/04

Scope of project: Design, permitting and construction of a riverwalk, docks, marina slips, seawall reconstruction, dredging and riverbank stabilization.

HD/NIB MOTION 04-57

A MOTION TO APPROVE THE AUDIT SUBCOMMITTEE'S RECOMMENDATION TO FUND LUMMUS LANDING PROJECT.

MOVED: M. REYES

SECONDED: M. CRUZ

ABSENT: R. CAYARD, L. DE ROSA, W. HARVEY; J. MANOWITZ, D. MARKO, J. REYES, R. VANGATES

Note for the Record: Motion passed by unanimous vote of all Board Members present.

- **Little Haiti Park Land Acquisitions.**

Total dollar amount: \$200,000 (\$20 Million in first Series, total \$25 Million; current estimated balance is \$15,632,068.

Source of Funds: HDNI Bonds - Little Haiti Park Land Acquisition & Development

Report by: Keith Carswell

Date approved by Audit Subcommittee: N/A

Scope of project: To retain special counsel for legal services concerning the acquisition of real property through purchase or condemnation for development of the Little Haiti Park Project.

HD/NIB MOTION 04-58

A MOTION TO APPROVE THE LITTLE HAITI PARK LAND ACQUISITIONS PROJECT.

MOVED: G. RESHEFSKY

SECONDED: M. REYES

NOES: L. CABRERA

ABSENT: R. CAYARD, L. DE ROSA, W. HARVEY; J. MANOWITZ, D. MARKO, J. REYES, R. VANGATES

Note for the Record: Motion passed by unanimous vote of all Board Members present.

**UPDATES:**

**1. Site Furnishings at Jose Marti Park.**

Presentation made by Ed Blanco, Parks Department. Project has been completed.