



REVENUE MANUAL

FISCAL YEAR 2016-2017

*Serving, enhancing, and transforming
our community*

This Page Left Intentionally Blank

Introduction

The City of Miami's Revenue Manual was developed to provide individuals with a comprehensive and detailed reference to revenue resources in the City. The City's accounting and budget policies conform to Generally Accepted Accounting Principles (GAAP) and financial statements are prepared in accordance with the standards set by the Governmental Accounting Standards Board (GASB) applicable to local governments for accounting and financial reporting. The accounts of the City are organized and operated on the basis of funds. Each fund is an independent fiscal entity and segregates revenues in accordance to their intended purpose.

Revenues are reported using the current financial resources measurement focus and the modified accrual basis of accounting. Revenues are recognized as soon as they are both measurable and available. Revenues are considered to be available when they are collectible within the current period or soon enough thereafter to pay liabilities of the current period.

For this purpose, the City considers revenues to be available if they are collected within 60 days of the end of the fiscal period (September 30th). Revenues resulting from expenditure-driven transactions, such as certain grants, are considered collectible at the time the expenditure has been made.

Revenues and other resources are organized in specific categories based on the sources from which they are derived. Below is a summary of the nine sources of revenues (inflows) for the City of Miami.

Property Taxes – This category consists primarily of real and personal property taxes. Property taxes are levied on January 1st and are payable on November 1st, with discounts of 1% to 4% allowed if paid prior to March 1st of the following calendar year. All unpaid taxes on real and personal property become delinquent on April 1st and bear interest at 18% until a tax sale certificate is sold at auction. Miami-Dade County bills and collects all property taxes for the City and sells tax certificates for delinquent taxes.

Franchise Fees and Other Taxes – The collection of fees from various franchise licenses awarded to businesses or individuals granting permission to construct, maintain, and/or operate within the City of Miami. This also includes a Local Option Gas Tax, which is a distributional proportionate share of a three-cent and six-cent tax on every gallon of motor fuel sold in Miami-Dade County.

Interest – Primarily consists of interest earned on pooled cash funds invested prudently in U.S. Treasuries and obligations of agencies of the United States, provided such investments are guaranteed by the United States or by the issuing agency; general obligations of states, municipalities, school districts, or other political subdivisions, revenue and excise tax bonds of the various municipalities of the State of Florida, negotiable certificates of deposit, bankers acceptance drafts, money market investments, the State Board of Administration Investment Pool and prime commercial paper. This also includes the gain/loss on such investments.

Transfers-In – The inflow or transfer of funds used to (a) move revenues from the fund that statute or budget requires collecting the revenue to the fund, which statute or budget requires expending them, (b) move revenues restricted to debt service from the funds collecting the revenue to the debt service fund as debt service payments become due, and (c) move unrestricted revenues collected in the general fund to finance various programs accounted for in other funds in accordance with budgetary authorizations.

Fines and Forfeitures – Revenues derived from the collection of penalties for violation of statutory offenses, administrative rules and neglect of lawful duties, confiscated property and court fees.

Intergovernmental Revenues – Revenues received from Federal, State and other local government sources which are used to (a) support the statute or budget, which requires expending them, and (b) represent the City's proportionate share from taxes assessed by the State of Florida and Miami-Dade County.

Licenses and Permits – The revenues in this category are generated from the issuance of local licenses and permits. There are three major types of licenses issued by the City: (1)

Professional and Occupational Licenses, which are required for the privilege of engaging in certain trades, occupations and other activities; (2) Building Permits, which are fees for permits issued for the construction of, alterations and additions to buildings, roofing, electrical etc. and (3) Other licenses and permits, which includes permits required for activities not related to otherwise specified above (i.e. Fireworks Permits and Bench Permits).

Charges for Services – Revenues in this category are derived from charges for the use of certain City services. There are five areas of charges for services. They are (1) General Government, which is charges for reports, public documents and photographs; (2) Public Safety this includes charges for police, fire protection, and emergency services; (3) Physical Environment for cemetery charges; (4) Parks, Recreation and Special Events for the use of City-owned facilities and participation in related activities and (5) Other Charges for Services for areas not specifically mentioned.

Other Revenues – This category represents revenues not otherwise specified above and consists of miscellaneous revenues and other inflows. Also includes the designation of the unreserved fund balance, which is utilized in the current year's budget. Examples include revenue generated from the settlements of outstanding decisions and revenue generated from the sale of licenses for coin operated machines.

The City of Miami Revenue Manual reports revenue collections in the following funds:

General Fund – This is the general operating fund of the City. Tax revenues and other resources that are not allocated by law or contractual agreement to another fund are received and accounted for in this fund.

Special Revenue Funds – These funds receive revenues from various sources, mainly in the form of grants and other aid from either federal, state, county, or local sources. All revenues received are restricted to activities for particular purposes. The City operates the following Special Revenue Funds:

- **American Recovery and Reinvestment Act – Others** – To account for the grant funds received from the federal government. As a grantee, the City of Miami is required to allocate the awarded funds to stimulate the economy through measures that modernize the infrastructure, improve energy efficiency, and expand educational opportunities.
- **American Recovery and Reinvestment Act Police** – To account for the grant funds received from the federal government. As a grantee, the City of Miami is required to allocate the awarded funds to stimulate the economy through measures that modernize the infrastructure,

improve energy efficiency, expand educational opportunities, and increase the hiring of police officers.

- **City Clerk Services** – The City Clerk Services Special Revenue Fund is used for the operations of the Passport Acceptance Facility, Municipal Archives and Records and other City Clerk related programs.
- **Community and Economic Development** – The Community and Economic Development Fund accounts for the proceeds from local, state, and federal agencies, which aid in the development of a viable urban community in the City of Miami.
- **Department Initiative Improvement** – The Department Initiative Improvement Fund accounts for the activity designated for City of Miami initiatives related to quality of life and technology.
- **Economic Development and Planning Services** – The Economic Development and Planning Services Special Revenue Fund is used for the operations of the Economic Development and Planning Services.
- **Emergency Services** – The Fire-Rescue Special Revenue Fund is restricted to expenditures that supplement the City’s Fire-Rescue operations. Additionally, this fund accounts for grants from local, state, and federal agencies.
- **Fire Rescue Services** – This fund accounts for revenues received for fire and rescue related grants and programs from federal, state, county, and local sources, and FEMA reimbursements related to disasters.
- **General Special Revenues** – The General Special Revenue Fund is used for activities that do not fall into a specific special revenue category.
- **Homeless Programs** – The Homeless Program Special Revenue Fund is used for activities of the City of Miami homeless programs.
- **Law Enforcement Trust** – Accounts for confiscated funds awarded to the City from the operation of the U.S. Justice, U.S. Customs, and Law Enforcement Trust Funds as stipulated by State statutes.
- **Miami Ballpark Parking Facilities** – To account for the operations of the Miami Ballpark Parking Facilities.
- **NET and Code Enforcement** – To account for the Tree Trust Fund which provides for administration and regulations of Trust Fund payments as specified in Sec. 8.1.6.6 of the Zoning Ordinance. It assists with the City's compliance of the United States Mayor's Climate Protection Agreement.
- **Parks and Recreation** – The Parks and Recreation Services Special Revenue Fund is used for parks and recreation activities. Additionally, this fund accounts for grants from local, state, and federal agencies that are used for these activities.

- **Police Services** – The Police Services Special Revenue Fund is used for Public Safety activities. Additionally, this fund accounts for grants from local, state, and federal agencies.
- **Public Works** – The Public Works Services Special Revenue Fund is used for special programs managed by the Public Works Department. Additionally, this fund accounts for grants from local, state, and federal agencies.
- **Public Service Tax Fund** – This fund accounts for revenues received from the utility service tax levied on purchases of public utility services.
- **Real Estate and Asset Management Services** – The Real Estate and Asset Management Services Fund is used for the operations of the James L. Knight Center and Parking Garage. It also accounts for special projects managed by the Department of Real Estate and Asset Management.
- **Solid Waste Recycling Education Trust Fund** – The Solid Waste Special Revenue Fund is used as specified by Ordinance No. 10654 which established an Educational Trust Fund from recycling programs, for scholarships to eligible, qualified candidates.
- **Transportation and Transit** – The Transportation and Transit Fund is used for the operations of the City of Miami’s transit and transportation projects.
- **Tree Trust Fund** – To account for the Tree Trust Fund which provides for administration and regulations and for Trust Fund payments as specified in Sec 8.1.6.6 of the Zoning Ordinance. It assists with the City’s compliance of the U.S. Mayors Climate Protection Agreement.

The revenue descriptions listed in this manual provide specific information about the revenue source, its legal authorization that allows for its imposition and collection, the agencies responsible for its administration and collection and, the fee/computations associated with its collection.

The manual also provides a collection history of all revenues (inflows). These histories serve as an indicator of the forming trends, which are outlined in the graphs introducing each revenue category. They also serve as a means for identifying possible future fiscal concerns and thereby creating a mechanism of review and change.

Table of Contents

Revenue Manual

Introduction	1
Table of Contents.....	5

Revenue Section

Where the Money Comes From.....	11
Revenue Summary Inflows (General Fund)	13
Revenue Summary Inflows (Special Revenue).....	19
Revenue Summary inflows (All funds).....	23

Revenue Resource Section

Resource I - Property Taxes

411100 - (15) (20) Ad Valorem Taxes - Real, Delinquent, Penalty.....	34
411150 - Ad Valorem Taxes Real Delinquent	36
411200 - Ad Valorem Taxes -Penalty & Interest.....	37
411300 - Ad Valorem Taxes - Personal	38
411350 - Ad Valorem Taxes Personal Delinquent	40

Resource II - Franchise Fees and Other Taxes

412400 - S,U&F Taxes - Local Option Fuel	43
413100 - Franchise Fees - Electricity.....	44
413400 - Franchise Fees - Gas.....	45
414100 - Utility Service Fee - Electricity	47
414300 - Utility Service Fee - Water	48
414400 - Utility Service Fee - Gas	50
414700 - Utility Service Fee - Fuel Oil	51

415000 - Public Service Tax.....	52
419000 - Utility Service Fee - Other Taxes.....	53
<u>Resource III – Interest</u>	
461100 - Miscellaneous - Interest	57
461110 - Miscellaneous Interest and Pension Investment.....	59
461300 - Misc. Net Increase (Decrease) in Fair Market Value of Investments	60
<u>Resource IV - Transfers-In</u>	
481000 - Other - Interfund Transfer	63
<u>Resource V - Fines and Forfeitures</u>	
451000 - Fines - Judgment & Fines	67
459000 - Fines - Other Fines and/or Forfeits.....	68
462000 - Red Light Camera.....	81
<u>Resource VI - Intergovernmental Revenues</u>	
431000 - Federal Grants	85
434000 - State Grants	86
435000 (01) (02) State Shared Revenues	87
438000 (010) - Shared Revenues from other Local Units & Miami Parking Authority.....	91
439000 - Payments from Other Local Units in Lieu of Taxes	92
489900 - Other Non-operating Sources.....	93
<u>Resource VII - Licenses and Permits</u>	
421000 - Occupational Licenses.....	97
421100 - Occupational Licenses - Business.....	98
421200 - Occupational Licenses - Business - Penalty	127
421400 - Occupational License - Metro.....	128

422000 - Building Permits.....	130
429000 - (030) (035) (040) Other Licenses, Fees and Permits.....	134
429010 - Other Licenses, Fees and Permits – Solid Waste Certificate of Use	158
429020 - Other Licenses, Fees and Permits – Solid Waste Other	163

Resource VIII - Other Revenues

414900 - Utility Service Fee -Other.....	169
449000 - CFS -Other Charges For Services.....	170
459000 - Other Fines and/or Forfeits	171
464000 - Miscellaneous Disposition of Fixed Assets	172
465000 - Miscellaneous Sales of Surplus Material and Scrap	173
466000 - Miscellaneous Contribution and Donations from Private Sources.....	174
468000 - Miscellaneous Pension Fund Contributions	175
469000 - (010) - Other Miscellaneous Revenue	176
469300 - Settlements.....	180
469900 - Contra Revenue for Bad Debt.....	181
484000 - Debt Proceeds.....	182
489000 - Other Non-operating Sources.....	183
489900 - Other-Oth N-optg Sour/Carryover.....	184

Resource IX -Charges for Services

441200 - Internal Service Fund Fees and Charges.....	187
441900 - Other General Government Charges.....	188
442100 - Internal Service Fund Fees and Charges.....	191
442400 - Emergency Service Fees.....	198
442500 - Protective Inspection Fees.....	199

442600 - CFS-PS-Ambulance/False Alarm.....	203
442900 - Other Public Safety Charges and Fees	204
443400 - Garbage/Solid Waste Revenue	205
443800 - Cemetery Fees	206
443900 - Other Physical Environment Revenue	207
444500 - Transportation -Parking Facilities	208
444600 - Transportation Tolls.....	211
447500 - Special Recreation Facilities.....	212
447900 - (010) (020) Other Culture/Recreation	219
448000 - Miscellaneous Rents and Royalties.....	228
449000 - (010) (015) (020) Other Charges for Services	229
469000 - (010) Other Miscellaneous Revenue	260
481000 – Other-Inter-fund Transfer	263



REVENUE (INFLOWS) SECTION

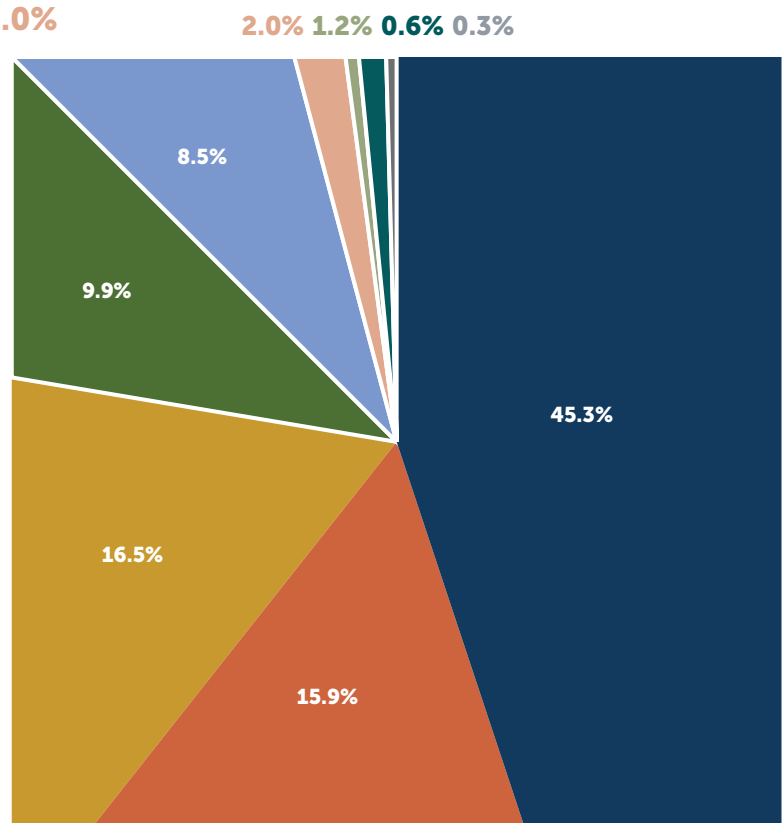
- Where the Money Comes From
 - General Fund
 - Special Revenue
- Consolidated - All Funds

This Page Left Intentionally Blank

WHERE THE MONEY COMES FROM

General Fund Revenue Sources Total: \$670,198,600

- **Property Taxes** • \$303.61 million • **45.3%**
- **Franchise Fees and Other Taxes** • \$106.50 million • **15.9%**
- **Charges for Services** • \$110.49 million • **16.5%**
- **Intergovernmental Revenues** • \$65.94 million • **9.9%**
- **Licenses and Permits** • \$56.95 million • **8.5%**
- **Fines and Forfeitures** • \$13.44 million • **2.0%**
- **Other Revenues** • \$3.80 million • **0.6%**
- **Transfers In** • \$7.77 million • **1.2%**
- **Interest** • \$1.70 million • **0.3%**

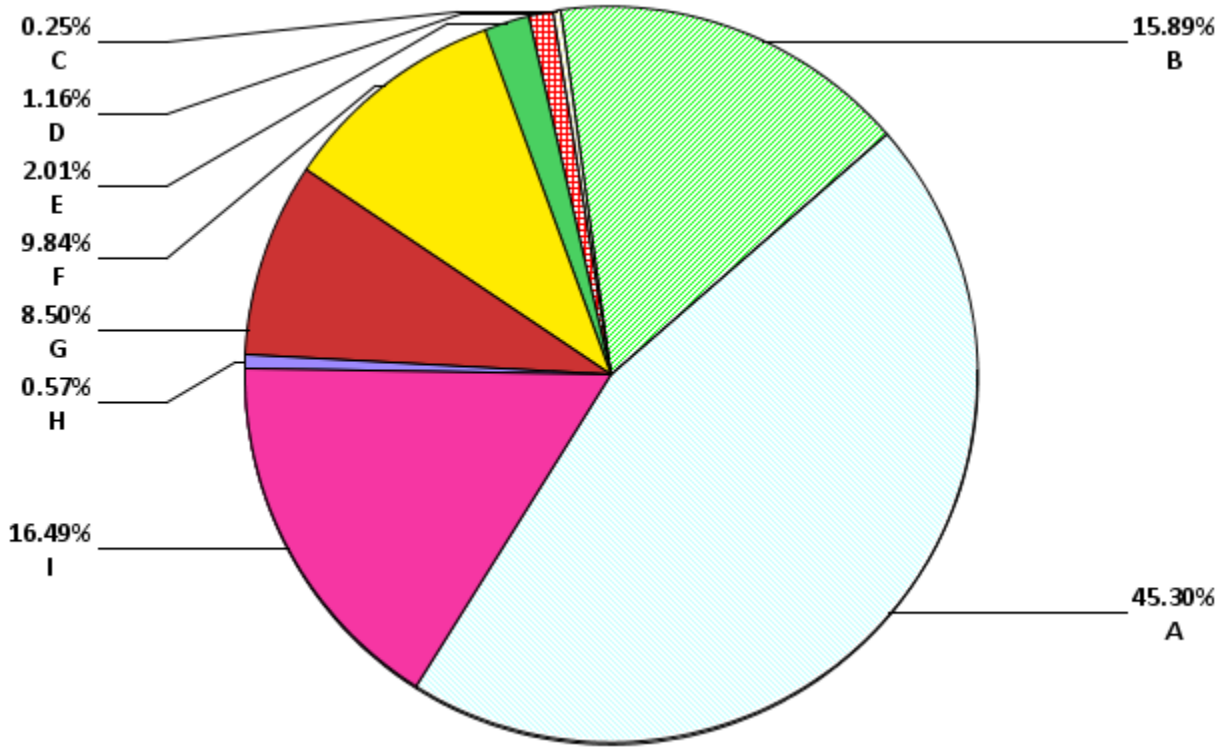


The General Fund includes revenues from a variety of sources, including fees, fines, and state and local taxes. Property tax revenue comprises 45.3% of total General Fund revenues and represents the largest source of funding for general operations.

This Page Left Intentionally Blank

Revenues (Inflows) General Fund

FY 2016-17
\$670,198,600



	FY 2015-16 Adopted (\$)	FY 2015-16 Adopted (%)	FY 2016-17 Adopted (\$)	FY 2016-17 Adopted (%)
A: Property Taxes	268,768,800	41.78%	303,610,200	45.30%
B: Franchise Fees and Other Taxes	104,403,200	16.23%	106,503,600	15.89%
C: Interest	2,126,300	0.33%	1,700,000	0.25%
D: Transfers-IN	4,181,100	0.65%	7,768,900	1.16%
E: Fines and Forfeitures	11,572,900	1.80%	13,443,900	2.01%
F: Intergovernmental Revenues	63,742,800	9.91%	65,936,900	9.84%
G: Licenses and Permits	58,502,300	9.09%	56,947,100	8.50%
H: Other Revenues (Inflows)	33,545,600	5.21%	3,800,200	0.57%
I: Charges for Services	96,425,900	14.99%	110,487,800	16.49%
Total	643,268,900	100.00%	670,198,600	100.00%

**Schedule: Revenues (Inflows)
General Fund**

	FY 2012-13 Actual	FY 2013-14 Actual	FY 2014-15 Actual	FY 2015-16 Adopted	FY 2016-17 Adopted
<u>Property Taxes</u>					
Ad Valorem Taxes-Real	189,021,563	195,373,995	217,637,528	251,500,200	282,473,100
Ad Valorem Taxes-Real-Delinquent	5,710,390	5,719,002	7,768,273	2,000,000	5,600,000
Ad Valorem Taxes-Penalty & Interest	67,907	29,635	27,252	25,000	30,400
Ad Valorem Taxes-Personal	13,760,847	14,921,223	14,614,502	15,238,600	15,506,700
Ad Valorem Taxes-Personal-Delinquent	437,929	(72,473)	(413,480)	5,000	0
Total Property Taxes:	208,998,635	215,971,382	239,634,075	268,768,800	303,610,200
<u>Franchise Fees and Other Taxes</u>					
S,U&F Taxes-Local Option Taxes	50	0	0	0	0
S,U&F Taxes-Local Option Fuel Tax	6,625,945	6,828,949	7,146,476	6,871,000	7,137,100
Franc Fee-Electricity	25,754,584	27,749,562	27,759,575	27,889,300	27,700,000
Franc Fee-Gas	381,627	373,779	324,621	370,200	364,800
Utility Ser Fee-Electricity	29,639,931	32,270,632	32,502,537	32,270,200	33,201,300
Utility Ser Fee-Water	4,209,451	4,907,132	5,280,726	4,755,000	5,706,000
Utility Ser Fee-Gas	937,604	698,803	734,631	677,100	710,300
Utility Ser Fee-Fuel Oil	12,909	17,150	17,353	16,600	13,000
Public Service Taxes	24,522,303	22,501,605	21,268,246	20,203,800	19,369,500
Other Taxes-Storm Water	11,890,448	11,359,370	12,307,612	11,350,000	12,301,600
Total Franchise Fees and Other Taxes:	103,974,852	106,706,982	107,341,778	104,403,200	106,503,600
<u>Interest</u>					
Misc-Int & Pen-Lot Clear & Demoli	(226,349)	41,965	50,135	0	0
Misc-Int & Pen-Investment	1,856,117	2,194,366	1,771,298	2,126,300	1,700,000
Misc-Net Increase Decrease In Fair ValueOf	(4,176,321)	1,503,801	2,391,176	0	0
Total Interest:	(2,546,552)	3,740,132	4,212,609	2,126,300	1,700,000
<u>Transfers-IN</u>					
Other-Interfund Transfer	440,059	12,206,059	4,845,974	4,181,100	7,768,900
Other-Intrafund Transfer	0	73,086	0	0	0
Total Transfers-IN:	440,059	12,279,145	4,845,974	4,181,100	7,768,900
<u>Fines and Forfeitures</u>					
Fines-Judgments And Fines	4,153,018	4,100,282	4,119,851	4,000,000	4,100,000

**Schedule: Revenues (Inflows) by Functional Category and Account Object
General Fund**

	FY 2012-13 Actual	FY 2013-14 Actual	FY 2014-15 Actual	FY 2015-16 Adopted	FY 2016-17 Adopted
Fines-Violations Of Local Ordinances	0	457,846	148,806	250,000	115,600
Fines-Other Fines And/Or Forfeits	687,983	623,941	779,853	1,022,900	978,300
Misc-Red Light Camera Fines	6,618,360	6,224,783	7,580,903	6,300,000	8,250,000
Total Fines and Forfeitures:	11,459,362	11,406,852	12,629,413	11,572,900	13,443,900
<u>Intergovernmental Revenues</u>					
Federal Grants	203,821	148,656	86,832	0	80,000
Federal Payments In Lieu Of Taxes	(445)	0	0	0	0
State Shared Revenues	598,825	594,786	630,666	574,200	623,200
Municipal Rev Sharing	12,074,536	12,794,268	13,758,864	13,294,300	14,139,700
Half Cent Sales Tax	27,737,964	29,490,981	31,254,199	31,921,500	32,941,200
State Pension Payment	10,644,731	10,156,699	9,444,067	10,215,600	10,415,600
Shared Revenues From Other Local Units	6,992,492	1,124,036	537,264	537,200	537,200
Shared Revenues - MPA	0	6,700,000	7,200,000	7,200,000	7,200,000
Pmts Other Local U In Lieu Of Taxes	0	2,812	2,814	0	0
State Grants	587	163	1,043	0	0
Grants From Other Local Units	6,879	0	0	0	0
Total Licenses and Permits:	58,259,391	61,012,402	62,915,749	63,742,800	65,936,900
<u>Licenses and Permits</u>					
Business Tax Receipt	3,901	3,023	161	0	0
Business Tax Receipt-Business	7,398,587	6,882,862	7,011,180	7,200,000	7,100,000
Business Tax Receipt-Business-Penalty	242,347	253,605	304,013	183,000	300,000
Business Tax Receipt-Metro	546,447	526,593	526,873	510,100	525,000
Building Permits	6,492,349	22,745,913	23,823,621	19,504,000	18,000,000
Other Licenses, Fees and Permits	21,110,443	1,812,986	2,778,668	2,405,200	2,351,000
Other Licenses, Fees - CU(SW)	0	7,165,906	7,256,466	7,200,000	7,200,000
Other Licenses, Fees - SW					
Franchise and Comm Haulers	0	13,989,002	15,607,015	13,500,000	13,500,000
Other Licenses, Fees - Murals	0	2,347,569	2,677,554	3,000,000	3,000,000
Other Licenses, Fees - Fire Safety Permits	0	2,709,754	2,360,618	2,500,000	2,500,000
Other Licenses, Fees - CU	0	2,426,278	2,664,027	2,500,000	2,471,100
Total Licenses and Permits:	35,794,074	60,863,491	65,010,195	58,502,300	56,947,100
<u>Other Revenues (Inflows)</u>					

**Schedule: Revenues (Inflows) by Functional Category and Account Object
General Fund**

	FY 2012-13 Actual	FY 2013-14 Actual	FY 2014-15 Actual	FY 2015-16 Adopted	FY 2016-17 Adopted
Misc-Disposition Of Fixed Assets	235,886	447,995	412,714	34,200	34,000
Misc-Sales Of Surplus Materials And Scrap	1,220	2,821	585	1,000	0
Misc.-Other Service Charges/Late Fees	0	271,456	270,733	1,211,100	239,700
Misc-Settlements	14,136	108,132	142,008	1,800,000	0
Misc-Contra Revenue For Bad Debt Allowance	105,389	105,248	423,019	105,200	105,200
Other-Nonoperating Sources	1,865,787	1,678,261	1,817,915	1,841,300	2,141,300
Other-Oth N-optg Sour/Carryover	212,923	141,596	127,700	27,620,500	0
Misc-Other Miscellaneous Revenues	2,636,832	1,734,398	1,868,948	932,300	1,280,000
Total Other Revenues (Inflows):	5,072,173	4,489,905	5,063,621	33,545,600	3,800,200
<u>Charges for Services</u>					
CFS-GG-Internal Service Fund Fees And Charges	1,074,931	1,349,519	1,537,547	1,060,000	1,446,000
CFS-GG-Other General Government Charges And Fees	702,036	353,171	904,398	922,000	922,000
CFS-PS-Police Services	2,822,770	2,739,859	2,700,170	2,950,000	2,750,000
CFS-PS-Fire Protection Services	1,211	1,875	0	0	0
CFS-PS-Emergency Service Fees	8,161,498	9,808,327	8,269,855	8,500,000	9,000,000
CFS-PS-Protective Inspection Fees	442,526	521,925	468,264	440,500	511,000
CFS-PS-Ambulance/False Alarm Fees	668,816	667,343	698,842	600,700	700,000
CFS-PS-Other Public Safety Charges And Fees	571,363	401,736	344,015	400,000	400,000
CFS-PE-Water Utility Revenue	0	5,868	5,100	0	0
CFS-PE-Garbage/Solid Waste Revenue	26,667,206	24,638,325	24,716,466	25,226,000	25,431,400
CFS-PE-Cemetery Fees	0	310	1,352	1,200	1,200
CFS-PE-Other Physical Environment Revenue	242,282	251,477	138,065	245,800	245,000
CFS-Trans-Parking Facilities	14,991	0	2,000	0	2,325,400
CFS-Trans-Tolls	245,085	266,302	302,618	250,000	300,000
CFS-Trans-Other Transportation Revenue	2,447	0	0	0	0
CFS-Trans-Tools	64	150	0	0	739,000
CFS-C&R-Special Events	0	809	0	0	0
CFS-C&R-Special Recreation Facilities	1,110,088	1,117,364	1,343,551	1,096,000	2,111,000

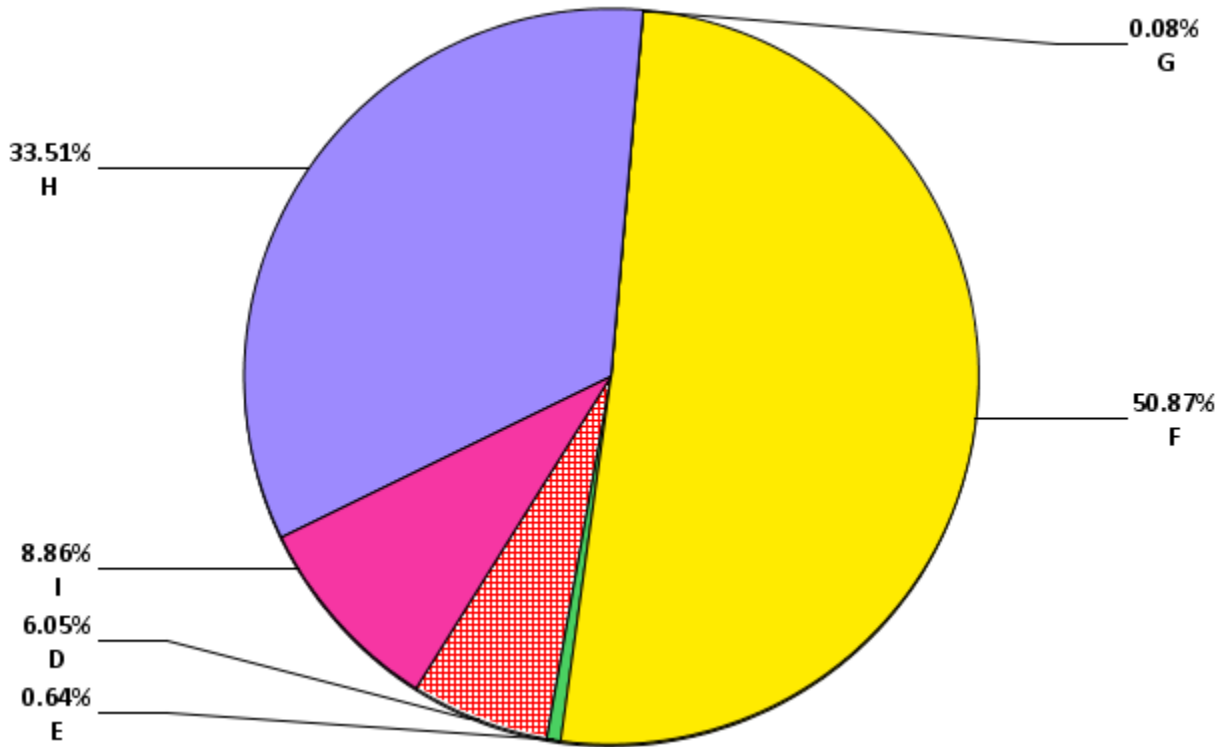
**Schedule: Revenues (Inflows) by Functional Category and Account Object
General Fund**

	FY 2012-13	FY 2013-14	FY 2014-15	FY 2015-16	FY 2016-17
	Actual	Actual	Actual	Adopted	Adopted
CFS-C&R-Other Culture/Recreation	11,825,014	2,366,587	4,051,945	3,602,000	3,824,000
CFS-C&R-Other Culture/Recreation (PF)	0	8,792,315	9,514,098	8,800,000	10,727,100
CFS-Rents And Royalties	7,824,138	9,662,924	14,866,994	10,014,600	14,095,100
CFS-Other Charges for Services	42,042,004	5,614,242	6,774,507	6,940,300	6,659,600
CFS-Parking Surcharges Lockbox	0	19,044,351	19,915,428	19,500,000	21,700,000
CFS - Pari-Mutuel Revenues stor	0	1,988,412	2,117,062	1,926,800	2,100,000
CFS-Building Inspections	0	3,394,493	4,557,988	3,950,000	4,500,000
Total Charges for Services:	104,418,469	92,987,683	103,230,264	96,425,900	110,487,800
Total Revenue (Inflows):	525,870,461	569,457,974	604,883,678	643,268,900	670,198,600

This Page Left Intentionally Blank

Revenues (Inflows) Special Revenue Funds

FY 2016-17
\$148,973,100



	FY 2015-16 Adopted (\$)	FY 2015-16 Adopted (%)	FY 2016-17 Adopted (\$)	FY 2016-17 Adopted (%)
A: Property Taxes	0	0.00%	0	0.00%
B: Franchise Fees and Other Taxes	0	0.00%	0	0.00%
C: Interest	0	0.00%	0	0.00%
D: Transfers-IN	11,263,200	7.19%	9,010,200	6.05%
E: Fines and Forfeitures	975,000	0.62%	949,800	0.64%
F: Intergovernmental Revenues	79,300,000	50.65%	75,782,900	50.87%
G: Licenses and Permits	24,000	0.02%	114,000	0.08%
H: Other Revenues (Inflows)	47,898,800	30.59%	49,918,300	33.51%
I: Charges for Services	17,106,700	10.93%	13,197,900	8.86%
Total	156,567,700	100.00%	148,973,100	100.00%

**Schedule: Revenues (Inflows)
Special Revenue Funds**

	FY 2012-13 Actual	FY 2013-14 Actual	FY 2014-15 Actual	FY 2015-16 Adopted	FY 2016-17 Adopted
<u>Interest</u>					
Misc-Int & Pen-Lot Clear & Demoli	33,230	35,944	38,622	0	0
Misc-Int & Pen-Investment	19,023	12,759	56,499	0	0
Misc-Net Increase Decrease In Fair ValueOf	(58,624)	44,454	4,546	0	0
Total Interest:	(6,371)	93,157	99,667	0	0
<u>Transfers-IN</u>					
Other-Interfund Transfer	8,377,576	12,903,303	12,868,977	7,485,800	5,751,000
Other-Intrafund Transfer	0	14,418	0	3,777,400	3,259,200
Total Transfers-IN:	8,377,576	12,917,721	12,868,977	11,263,200	9,010,200
<u>Fines and Forfeitures</u>					
Fines-Judgments And Fines	31,498	30,219	33,785	0	0
Fines-Other Fines And/Or Forfeits	331,927	1,196,687	941,185	975,000	949,800
Total Fines and Forfeitures:	363,425	1,226,906	974,969	975,000	949,800
<u>Intergovernmental Revenues</u>					
Federal Grants	78,154,771	56,396,777	42,254,428	59,657,100	54,711,900
Shared Revenues From Other Local Units	1,851,123	1,579,483	0	1,386,000	0
State Grants	1,202,687	2,216,564	1,984,846	1,267,500	1,856,200
Grants From Other Local Units	18,646,919	18,836,685	19,911,043	16,989,400	17,986,000
Shared Revenues - E911 Wireles	0	0	528,180	0	439,300
Shared Revenues - E911 Phone C	0	0	73,520	0	181,100
Shared Revenues - E911 Land Li	0	0	693,501	0	608,400
Total Licenses and Permits:	99,855,500	79,029,509	65,445,518	79,300,000	75,782,900
<u>Licenses and Permits</u>					
Business Tax Receipt-Business-Penalty	(2,851)	(3,825)	379	0	0
Other Licenses, Fees and Permits	103,038	42,000	134,498	24,000	114,000
Total Licenses and Permits:	100,187	38,175	134,877	24,000	114,000
<u>Other Revenues (Inflows)</u>					
Misc-Contributions And Donations From Private Sources	30,837	2,677	355,660	705,000	597,400

**Schedule: Revenues (Inflows) by Functional Category and Account Object
Special Revenue Funds**

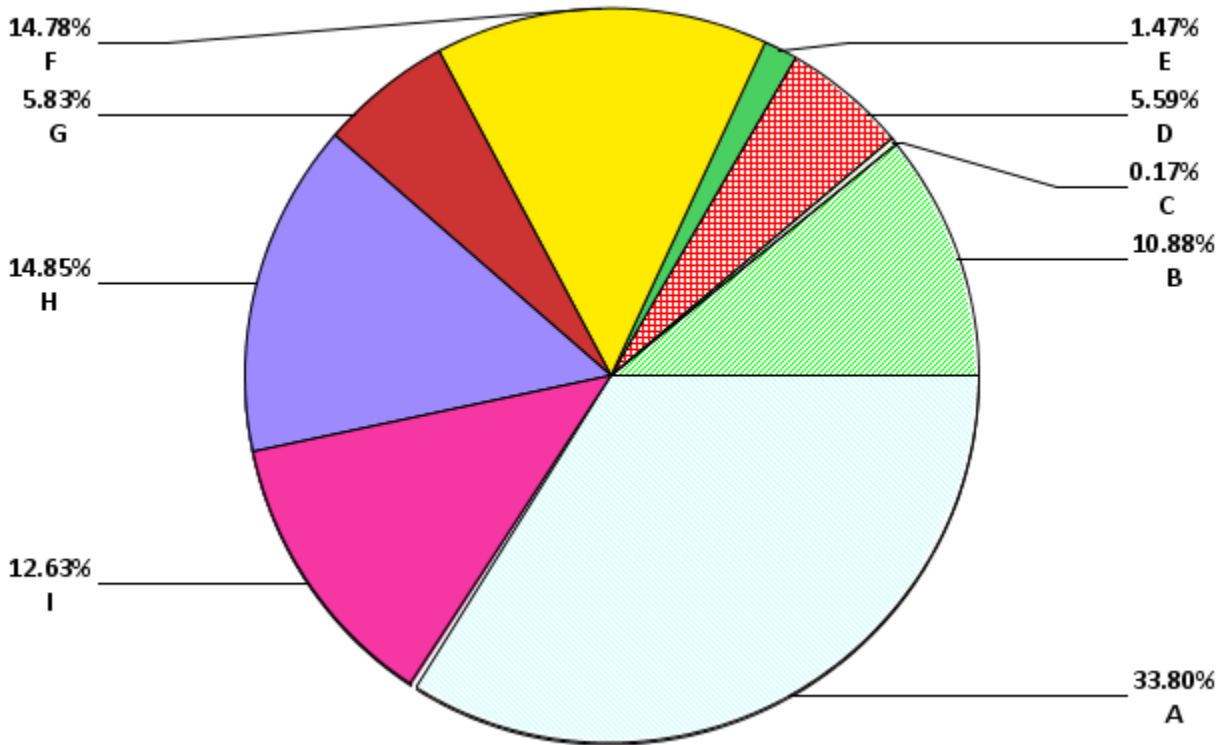
	FY 2012-13 Actual	FY 2013-14 Actual	FY 2014-15 Actual	FY 2015-16 Adopted	FY 2016-17 Adopted
Misc-Gain Or Loss On Sale Of Investments	(167)	0	0	0	0
Misc-Settlements	414,100	404,000	400,000	55,000	55,000
Misc-Contra Revenue For Bad Debt Allowance	(996,758)	(401,851)	(789,173)	0	0
Other-Nonoperating Sources	(43)	0	1,197,409	2,853,700	179,400
Other-Oth N-optg Sour/Carryover	0	0	0	38,634,500	47,748,200
Misc-Other Miscellaneous Revenues	2,357,142	2,025,458	6,625,943	5,650,600	1,338,300
Total Other Revenues (Inflows):	1,805,112	2,030,284	7,789,840	47,898,800	49,918,300
Charges for Services					
CFS-GG-Other General Government Charges And Fees	99,925	125,761	132,310	60,000	100,000
CFS-PS-Police Services	319,682	241,967	288,724	886,000	843,000
CFS-PS-Other Public Safety Charges And Fees	823,454	232,733	1,063,896	600,000	600,000
CFS-PE-Garbage/Solid Waste Revenue	1	0	0	0	0
CFS-Trans-Parking Facilities	7,589,173	7,296,048	6,623,678	7,556,200	5,230,800
CFS-Trans-Other Transportation Revenue	0	0	112	0	0
CFS-Trans-Tools	557,589	600,093	777,113	739,000	0
CFS-C&R-Special Recreation Facilities	857,353	666,905	962,570	780,000	0
CFS-C&R-Other Culture/Recreation	366,761	201,740	199,140	150,100	77,000
CFS-C&R-Other Culture/Recreation (PF)	0	95,804	125,999	0	0
CFS-Rents And Royalties	2,476,994	2,555,599	2,613,065	2,429,300	0
CFS-Other Charges for Services	4,752,395	4,121,287	9,411,591	3,600,000	6,041,000
CFS-Parking Surcharges Lockbox	0	0	655,785	306,100	306,100
Total Charges for Services:	17,843,328	16,137,935	22,853,980	17,106,700	13,197,900
Total Revenue (Inflows):	128,338,757	111,473,685	110,167,829	156,567,700	148,973,100

This Page Left Intentionally Blank

Revenues (Inflows) All Funds

FY 2016-17

\$979,057,400



	FY 2015-16 Adopted (\$)	FY 2015-16 Adopted (%)	FY 2016-17 Adopted (\$)	FY 2016-17 Adopted (%)
A: Property Taxes	294,872,300	31.28%	330,876,900	33.80%
B: Franchise Fees and Other Taxes	104,403,200	11.08%	106,503,600	10.88%
C: Interest	2,126,300	0.23%	1,700,000	0.17%
D: Transfers-IN	48,606,000	5.16%	54,770,600	5.59%
E: Fines and Forfeitures	12,547,900	1.33%	14,393,700	1.47%
F: Intergovernmental Revenues	146,042,800	15.49%	144,719,800	14.78%
G: Licenses and Permits	58,526,300	6.21%	57,061,100	5.83%
H: Other Revenues (Inflows)	161,929,100	17.18%	145,346,000	14.85%
I: Charges for Services	113,532,600	12.04%	123,685,700	12.63%
Total	942,586,500	100.00%	979,057,400	100.00%

**Consolidated Schedule
Revenues (Inflows) by Account Category
All Funds**

	General Fund	Special Revenue Funds	Debt Service Funds	Internal Service Fund	FY 2016-17 Working AllFunds	FY 2015-16 Adopted AllFunds
Property Taxes						
Ad Valorem Taxes-Real	282,473,100	0	27,266,700	0	309,739,800	277,603,700
Ad Valorem Taxes-Real-Delinquent	5,600,000	0	0	0	5,600,000	2,000,000
Ad Valorem Taxes-Penalty & Interest	30,400	0	0	0	30,400	25,000
Ad Valorem Taxes-Personal	15,506,700	0	0	0	15,506,700	15,238,600
Ad Valorem Taxes-Personal-Delinquent	0	0	0	0	0	5,000
Total Property Taxes:	303,610,200	0	27,266,700	0	330,876,900	294,872,300

Franchise Fees and Other Taxes

S,U&F Taxes-Local Option Fuel Tax	7,100,000	0	0	0	7,100,000	6,871,000
Franc Fee-Electricity	27,700,000	0	0	0	27,700,000	27,889,300
Franc Fee-Gas	364,800	0	0	0	364,800	370,200
Utility Ser Fee-Electricity	33,201,300	0	0	0	33,201,300	32,270,200
Utility Ser Fee-Water	5,706,000	0	0	0	5,706,000	4,755,000
Utility Ser Fee-Gas	710,300	0	0	0	710,300	677,100
Utility Ser Fee-Fuel Oil	13,000	0	0	0	13,000	16,600
Public Service Taxes	19,200,000	0	0	0	19,200,000	20,203,800
Other Taxes-Storm Water	12,301,600	0	0	0	12,301,600	11,350,000
Total Franchise Fees and Other Taxes:	106,297,000	0	0	0	106,297,000	104,403,200

Interest

Misc-Int & Pen-Investment	1,700,000	0	0	0	1,700,000	2,126,300
Total Interest:	1,700,000	0	0	0	1,700,000	2,126,300

Transfers-IN

Other-Interfund Transfer	7,978,900	5,751,000	37,991,500	0	51,721,400	44,828,600
Other-Intrafund Transfer	0	3,259,200	0	0	3,259,200	3,777,400
Total Transfers-IN:	7,978,900	9,010,200	37,991,500	0	54,980,600	48,606,000

Fines and Forfeitures

Fines-Judgments And Fines	4,100,000	0	0	0	4,100,000	4,000,000
Fines-Violations Of Local Ordinances	115,600	0	0	0	115,600	250,000
Fines-Other Fines And/Or Forfeits	978,300	949,800	0	0	1,928,100	1,997,900
Misc-Red Light Camera Fines	8,250,000	0	0	0	8,250,000	6,300,000
Total Fines and Forfeitures:	13,443,900	949,800	0	0	14,393,700	12,547,900

**Consolidated Schedule
Revenues (Inflows) by Account Category
All Funds**

	General Fund	Special Revenue Funds	Debt Service Funds	Internal Service Fund	FY 2016-17 Working AllFunds	FY 2015-16 Adopted AllFunds
<u>Intergovernmental Revenues</u>						
Federal Grants	80,000	54,885,900	0	0	54,965,900	59,657,100
State Shared Revenues	623,200	0	0	0	623,200	574,200
Municipal Rev Sharing	14,286,000	0	0	0	14,286,000	13,294,300
Half Cent Sales Tax	32,941,200	0	0	0	32,941,200	31,921,500
State Pension Payment	10,415,600	0	0	0	10,415,600	10,215,600
Shared Revenues From Other Local Units	537,200	1,228,800	0	0	1,766,000	1,923,200
Shared Revenues - MPA	7,200,000	0	0	0	7,200,000	7,200,000
State Grants	0	1,856,200	0	0	1,856,200	1,267,500
Grants From Other Local Units	0	17,986,000	3,000,000	0	20,986,000	19,989,400
Total Licenses and Permits:	66,083,200	75,956,900	3,000,000	0	145,040,100	146,042,800

Licenses and Permits

Business Tax Receipt-Business	7,100,000	0	0	0	7,100,000	7,200,000
Business Tax Receipt-Business-Penalty	300,000	0	0	0	300,000	183,000
Business Tax Receipt-Metro	525,000	0	0	0	525,000	510,100
Building Permits	18,000,000	0	0	0	18,000,000	19,504,000
Other Licenses, Fees and Permits	2,351,000	114,000	0	0	2,465,000	2,429,200
Other Licenses, Fees - CU(SW)	7,200,000	0	0	0	7,200,000	7,200,000
Other Licenses, Fees - SW						
Franchise and Comm Haulers	13,500,000	0	0	0	13,500,000	13,500,000
Other Licenses, Fees - Murals	3,000,000	0	0	0	3,000,000	3,000,000
Other Licenses, Fees - Fire Safety Permits	2,500,000	0	0	0	2,500,000	2,500,000
Other Licenses, Fees - CU	2,471,100	0	0	0	2,471,100	2,500,000
Total Licenses and Permits:	56,947,100	114,000	0	0	57,061,100	58,526,300

Other Revenues (Inflows)

Misc-Disposition Of Fixed Assets	34,000	0	0	0	34,000	34,200
Misc-Sales Of Surplus Materials And Scrap	0	0	0	0	0	1,000
Misc-Contributions And Donations From Private Sources	0	567,400	0	0	567,400	705,000
Misc.-Other Service Charges/Late Fees	239,700	0	0	0	239,700	1,211,100
Misc. -Other Revenues EE Health	0	0	0	4,500,000	4,500,000	4,500,000
Misc. -Other Revenues Retirees Health	0	0	0	10,000,000	10,000,000	8,500,000
Misc-Settlements	0	55,000	0	0	55,000	3,355,000

**Consolidated Schedule
Revenues (Inflows) by Account Category
All Funds**

	General Fund	Special Revenue Funds	Debt Service Funds	Internal Service Fund	FY 2016-17 Working AllFunds	FY 2015-16 Adopted AllFunds
Misc-Contra Revenue For Bad Debt Allowance	105,200	0	0	0	105,200	105,200
Other-Nonoperating Sources	2,141,300	179,400	0	69,956,300	72,277,000	70,679,700
Other-Oth N-optg Sour/Carryover	0	47,748,200	7,171,200	0	54,919,400	66,255,000
Misc-Other Miscellaneous Revenues	1,280,000	1,338,300	0	0	2,618,300	6,582,900
Total Other Revenues (Inflows):	3,800,200	49,888,300	7,171,200	84,456,300	145,316,000	161,929,100

Charges for Services

CFS-GG-Internal Service Fund Fees And Charges	1,446,000	0	0	0	1,446,000	1,060,000
CFS-GG-Other General Government Charges And Fees	922,000	100,000	0	0	1,022,000	982,000
CFS-PS-Police Services	2,750,000	843,000	0	0	3,593,000	3,836,000
CFS-PS-Emergency Service Fees	9,000,000	0	0	0	9,000,000	8,500,000
CFS-PS-Protective Inspection Fees	511,000	0	0	0	511,000	440,500
CFS-PS-Ambulance/False Alarm Fees	700,000	0	0	0	700,000	600,700
CFS-PS-Other Public Safety Charges And Fees	400,000	600,000	0	0	1,000,000	1,000,000
CFS-PE-Garbage/Solid Waste Revenue	25,431,400	0	0	0	25,431,400	25,226,000
CFS-PE-Cemetery Fees	1,200	0	0	0	1,200	1,200
CFS-PE-Other Physical Environment Revenue	245,000	0	0	0	245,000	245,800
CFS-Trans-Parking Facilities	2,325,400	5,230,800	0	0	7,556,200	7,556,200
CFS-Trans-Tolls	300,000	0	0	0	300,000	250,000
CFS-Trans-Tools	739,000	0	0	0	739,000	739,000
CFS-C&R-Special Recreation Facilities	2,111,000	0	0	0	2,111,000	1,876,000
CFS-C&R-Other Culture/Recreation	3,824,000	77,000	0	0	3,901,000	3,752,100
CFS-C&R-Other Culture/Recreation (PF)	10,727,100	0	0	0	10,727,100	8,800,000
CFS-Rents And Royalties	14,095,100	0	0	0	14,095,100	12,443,900
CFS-Other Charges for Services	6,659,600	6,041,000	0	0	12,700,600	10,540,300
CFS-Parking Surcharges Lockbox	21,700,000	306,100	0	0	22,006,100	19,806,100
CFS - Pari-Mutuel Revenues stor	2,100,000	0	0	0	2,100,000	1,926,800
CFS-Building Inspections	4,500,000	0	0	0	4,500,000	3,950,000
Total Charges for Services:	110,487,800	13,197,900	0	0	123,685,700	113,532,600

Total Revenue (Inflows):	670,348,300	149,117,100	75,429,400	84,456,300	979,351,100	942,586,500
---------------------------------	--------------------	--------------------	-------------------	-------------------	--------------------	--------------------

Schedule: Revenues (Inflows)
All Funds

	General Fund	Special Revenue Funds	Debt Service Funds	Internal Service Fund	FY 2016-17 Adopted AllFunds	FY 2015-16 Adopted AllFunds
Property Taxes						
Ad Valorem Taxes-Real	282,473,100	0	27,266,700	0	309,739,800	277,603,700
Ad Valorem Taxes-Real-Delinquent	5,600,000	0	0	0	5,600,000	2,000,000
Ad Valorem Taxes-Penalty & Interest	30,400	0	0	0	30,400	25,000
Ad Valorem Taxes-Personal	15,506,700	0	0	0	15,506,700	15,238,600
Ad Valorem Taxes-Personal-Delinquent	0	0	0	0	0	5,000
Total Property Taxes:	303,610,200	0	27,266,700	0	330,876,900	294,872,300
Franchise Fees and Other Taxes						
S,U&F Taxes-Local Option Fuel Tax	7,137,100	0	0	0	7,137,100	6,871,000
Franc Fee-Electricity	27,700,000	0	0	0	27,700,000	27,889,300
Franc Fee-Gas	364,800	0	0	0	364,800	370,200
Utility Ser Fee-Electricity	33,201,300	0	0	0	33,201,300	32,270,200
Utility Ser Fee-Water	5,706,000	0	0	0	5,706,000	4,755,000
Utility Ser Fee-Gas	710,300	0	0	0	710,300	677,100
Utility Ser Fee-Fuel Oil	13,000	0	0	0	13,000	16,600
Public Service Taxes	19,369,500	0	0	0	19,369,500	20,203,800
Other Taxes-Storm Water	12,301,600	0	0	0	12,301,600	11,350,000
Total Franchise Fees and Other Taxes:	106,503,600	0	0	0	106,503,600	104,403,200
Interest						
Misc-Int & Pen-Investment	1,700,000	0	0	0	1,700,000	2,126,300
Total Interest:	1,700,000	0	0	0	1,700,000	2,126,300
Transfers-IN						
Other-Interfund Transfer	7,768,900	5,751,000	37,991,500	0	51,511,400	44,828,600
Other-Intrafund Transfer	0	3,259,200	0	0	3,259,200	3,777,400
Total Transfers-IN:	7,768,900	9,010,200	37,991,500	0	54,770,600	48,606,000
Fines and Forfeitures						
Fines-Judgments And Fines	4,100,000	0	0	0	4,100,000	4,000,000
Fines-Violations Of Local Ordinances	115,600	0	0	0	115,600	250,000
Fines-Other Fines And/Or Forfeits	978,300	949,800	0	0	1,928,100	1,997,900
Misc-Red Light Camera Fines	8,250,000	0	0	0	8,250,000	6,300,000
Total Fines and Forfeitures:	13,443,900	949,800	0	0	14,393,700	12,547,900

**Schedule: Revenues (Inflows) by Functional Category and Account Object
All Funds**

	General Fund	Special Revenue Funds	Debt Service Funds	Internal Service Fund	FY 2016-17 Adopted AllFunds	FY 2015-16 Adopted AllFunds
<u>Intergovernmental Revenues</u>						
Federal Grants	80,000	54,711,900	0	0	54,791,900	59,657,100
State Shared Revenues	623,200	0	0	0	623,200	574,200
Municipal Rev Sharing	14,139,700	0	0	0	14,139,700	13,294,300
Half Cent Sales Tax	32,941,200	0	0	0	32,941,200	31,921,500
State Pension Payment	10,415,600	0	0	0	10,415,600	10,215,600
Shared Revenues From Other Local Units	537,200	0	0	0	537,200	1,923,200
Shared Revenues - MPA	7,200,000	0	0	0	7,200,000	7,200,000
State Grants	0	1,856,200	0	0	1,856,200	1,267,500
Grants From Other Local Units	0	17,986,000	3,000,000	0	20,986,000	19,989,400
Shared Revenues - E911 Wireles	0	439,300	0	0	439,300	0
Shared Revenues - E911 Phone C	0	181,100	0	0	181,100	0
Shared Revenues - E911 Land Li	0	608,400	0	0	608,400	0
Total Licenses and Permits:	65,936,900	75,782,900	3,000,000	0	144,719,800	146,042,800
<u>Licenses and Permits</u>						
Business Tax Receipt-Business	7,100,000	0	0	0	7,100,000	7,200,000
Business Tax Receipt-Business-Penalty	300,000	0	0	0	300,000	183,000
Business Tax Receipt-Metro	525,000	0	0	0	525,000	510,100
Building Permits	18,000,000	0	0	0	18,000,000	19,504,000
Other Licenses, Fees and Permits	2,351,000	114,000	0	0	2,465,000	2,429,200
Other Licenses, Fees - CU(SW)	7,200,000	0	0	0	7,200,000	7,200,000
Other Licenses, Fees - SW						
Franchise andComm Haulers	13,500,000	0	0	0	13,500,000	13,500,000
Other Licenses, Fees - Murals	3,000,000	0	0	0	3,000,000	3,000,000
Other Licenses, Fees - Fire Safety Permits	2,500,000	0	0	0	2,500,000	2,500,000
Other Licenses, Fees - CU	2,471,100	0	0	0	2,471,100	2,500,000
Total Licenses and Permits:	56,947,100	114,000	0	0	57,061,100	58,526,300
<u>Other Revenues (Inflows)</u>						
Misc-Disposition Of Fixed Assets	34,000	0	0	0	34,000	34,200
Misc-Sales Of Surplus Materials And Scrap	0	0	0	0	0	1,000
Misc-Contributions And Donations From Private Sources	0	597,400	0	0	597,400	705,000
Misc.-Other Service Charges/Late Fees	239,700	0	0	0	239,700	1,211,100

**Schedule: Revenues (Inflows) by Functional Category and Account Object
All Funds**

	General Fund	Special Revenue Funds	Debt Service Funds	Internal Service Fund	FY 2016-17 Adopted AllFunds	FY 2015-16 Adopted AllFunds
Misc. -Other Revenues EE Health	0	0	0	4,500,000	4,500,000	4,500,000
Misc. -Other Revenues Retirees Health	0	0	0	10,000,000	10,000,000	8,500,000
Misc-Settlements	0	55,000	0	0	55,000	3,355,000
Misc-Contra Revenue For Bad Debt Allowance	105,200	0	0	0	105,200	105,200
Other-Nonoperating Sources	2,141,300	179,400	0	69,956,300	72,277,000	70,679,700
Other-Oth N-optg Sour/Carryover	0	47,748,200	7,171,200	0	54,919,400	66,255,000
Misc-Other Miscellaneous Revenues	1,280,000	1,338,300	0	0	2,618,300	6,582,900
Total Other Revenues (Inflows):	3,800,200	49,918,300	7,171,200	84,456,300	145,346,000	161,929,100

Charges for Services

CFS-GG-Internal Service Fund Fees And Charges	1,446,000	0	0	0	1,446,000	1,060,000
CFS-GG-Other General Government Charges And Fees	922,000	100,000	0	0	1,022,000	982,000
CFS-PS-Police Services	2,750,000	843,000	0	0	3,593,000	3,836,000
CFS-PS-Emergency Service Fees	9,000,000	0	0	0	9,000,000	8,500,000
CFS-PS-Protective Inspection Fees	511,000	0	0	0	511,000	440,500
CFS-PS-Ambulance/False Alarm Fees	700,000	0	0	0	700,000	600,700
CFS-PS-Other Public Safety Charges And Fees	400,000	600,000	0	0	1,000,000	1,000,000
CFS-PE-Garbage/Solid Waste Revenue	25,431,400	0	0	0	25,431,400	25,226,000
CFS-PE-Cemetery Fees	1,200	0	0	0	1,200	1,200
CFS-PE-Other Physical Environment Revenue	245,000	0	0	0	245,000	245,800
CFS-Trans-Parking Facilities	2,325,400	5,230,800	0	0	7,556,200	7,556,200
CFS-Trans-Tolls	300,000	0	0	0	300,000	250,000
CFS-Trans-Tools	739,000	0	0	0	739,000	739,000
CFS-C&R-Special Recreation Facilities	2,111,000	0	0	0	2,111,000	1,876,000
CFS-C&R-Other Culture/Recreation	3,824,000	77,000	0	0	3,901,000	3,752,100
CFS-C&R-Other Culture/Recreation (PF)	10,727,100	0	0	0	10,727,100	8,800,000
CFS-Rents And Royalties	14,095,100	0	0	0	14,095,100	12,443,900
CFS-Other Charges for Services	6,659,600	6,041,000	0	0	12,700,600	10,540,300
CFS-Parking Surcharges Lockbox	21,700,000	306,100	0	0	22,006,100	19,806,100
CFS - Pari-Mutuel Revenues stor	2,100,000	0	0	0	2,100,000	1,926,800
CFS-Building Inspections	4,500,000	0	0	0	4,500,000	3,950,000

**Schedule: Revenues (Inflows) by Functional Category and Account Object
All Funds**

	General Fund	Special Revenue Funds	Debt Service Funds	Internal Service Fund	FY 2016-17 Adopted AllFunds	FY 2015-16 Adopted AllFunds
Total Charges for Services:	110,487,800	13,197,900	0	0	123,685,700	113,532,600
Total Revenue (Inflows):	670,198,600	148,973,100	75,429,400	84,456,300	979,057,400	942,586,500



REVENUE RESOURCE SECTION

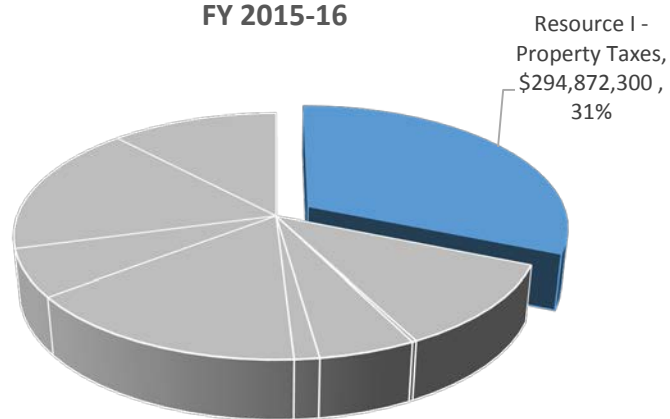
- Property Tax
- Franchise Fees and Other Taxes
 - Interest
 - Transfers In
- Fines and Forfeitures
- Intergovernmental Revenues
 - Licenses and Permits
 - Other Revenue
- Charges for Services

This Page Left Intentionally Blank

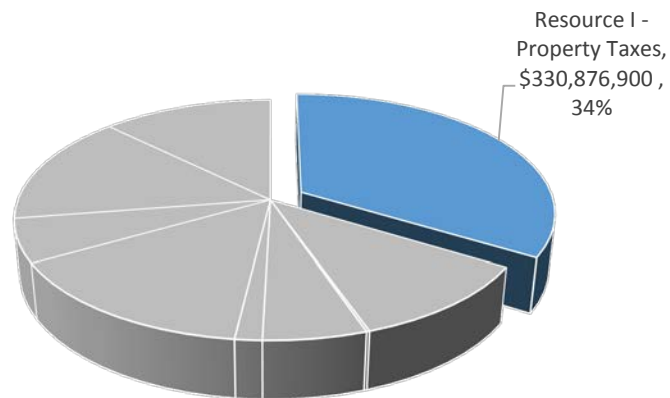
Resource I – Property Taxes

Property Taxes – This category consists primarily of real and personal property taxes. Property taxes are levied on January 1st and are payable on November 1st, with discounts of 1% to 4% allowed if paid prior to March 1st of the following calendar year. All unpaid taxes on real and personal property become delinquent on April 1st and bear interest at 18% until a tax sale certificate is sold at auction. Miami-Dade County bills and collects all property taxes for the City, and sells tax certificates for delinquent taxes.

**Adopted Budget
FY 2015-16**



**Revenue Budget
FY 2016-17**



Resource I – Property Taxes

Name:	Ad Valorem Taxes – Taxes Real Current
Revenue Category:	Property Taxes
Receiving Fund(s):	General Fund and Debt Service Fund
Object Code:	411100 - Ad Valorem Taxes-Real
Purpose:	To collect real estate property taxes based on certified taxable value and adopted millage rate.
Receiving Department:	Finance Department
Frequency of Collection:	Monthly
Use of Revenue:	<ul style="list-style-type: none"> • General Governmental Activities
Legal Authority:	<ul style="list-style-type: none"> • State of Florida Statutes, Chapters 192-201 • Miami-Dade County Charter, Section 4.04 • City of Miami Charter, Chapter 3(a)
Fees/Computations:	<p>Taxable Value of Real and Centrally Assessed Property (x) Adopted Millage Rate (-) Payments to Community Redevelopment Agency (CRA) Districts. The Miami-Dade County Property Appraiser certifies taxable value to the City.</p> <p>The Adopted Millage Rate is fixed annually with a maximum allowable rate of 10 mills, with the exception of voted levies in accordance with State of Florida Statute 200.081.</p> <p>Qualified electors of a municipality may, by majority vote, approve an increase in the millage rate above the limits imposed by State of Florida Statute 200.081. This is done by referendum by the governing body of the municipality, but the period of increase may not exceed two years. Additionally, a referendum may be initiated by submission of a petition to the governing body containing signatures of ten percent of those persons eligible to vote in such a referendum, which signatures were affixed to the petition within sixty days prior to its submission in accordance with State of Florida Statute 200.101.</p> <p>In the event a municipality loses revenue through the loss of a proprietary activity or other source of revenue, the governing body of the municipality is authorized to increase its millage rate in an amount sufficient to restore such loss of revenue.</p> <p>In the event a municipality relinquishes any governmental function to a county or other governmental body, the governing body of such municipality shall reduce their millage rate in an amount equal the costs of such governmental function in accordance with State of Florida Statute 200.151.</p>

Resource I – Property Taxes

Name:	Ad Valorem Taxes – Taxes Real Current
Exemptions:	<ul style="list-style-type: none">• Government-Owned Properties• Homestead Exemption• U.S. Armed Forces Personnel• Disabled Veterans• For a complete list of exemptions, see Chapter 196, State of Florida Statutes

Resource I – Property Taxes

Name:	Ad Valorem Taxes – Real Delinquent
Revenue Category:	Property Taxes
Receiving Fund(s):	General Fund and Debt Service Fund
Object Code:	411150 - Ad Valorem Taxes-Real-Delinquent
Purpose:	To collect real property taxes that have been levied but not paid by April 1 st of the taxable year.
Receiving Department:	Finance Department
Frequency of Collection:	Monthly
Use of Revenue:	<ul style="list-style-type: none"> • General Governmental Activities
Legal Authority:	<ul style="list-style-type: none"> • State of Florida Statutes, Chapters 192-201 • Miami-Dade County Charter Section 4.04 • City of Miami Charter, Section 3(a)
Fees/Computations:	<p>Eighteen (18%) percent interest rate (x) unpaid real property taxes from the date of delinquency. Delinquent rate assessed per year until a tax certificate is sold.</p> <p>Minimum charge for delinquent taxes paid prior to the sale of a tax certificate shall be three percent in accordance with State of Florida Statute 197.172(1).</p>
Exemptions:	<ul style="list-style-type: none"> • Government-Owned Properties • Homestead Exemption • U.S. Armed Forces Personnel • Disabled Veterans • For a complete list of exemptions, see Chapter 196, State of Florida Statutes

Resource I – Property Taxes

Name:	Interest on Ad Valorem Taxes
Revenue Category:	Property Taxes
Receiving Fund(s):	General Fund
Object Code:	411200 - Ad Valorem Taxes-Penalty & Interest
Purpose:	To collect interest income from money held in an interest-bearing bank account on ad valorem taxes collected before remittance of proceeds.
Receiving Department:	Finance Department
Frequency of Collection:	Monthly
Use of Revenue:	<ul style="list-style-type: none"> • General Governmental Activities
Legal Authority:	<ul style="list-style-type: none"> • State of Florida Statutes, 166.201-271 • City of Miami Charter, Section 27 (p) • City of Miami Codes, 18.2 – 18.3 • City of Miami Ordinance #10121, 7/10/86
Fees/Computations:	Current interest rate in bank account (x) total ad valorem taxes collected before remittance of proceeds.
Exemptions:	<ul style="list-style-type: none"> • Government-Owned Properties • Homestead Exemption • U.S. Armed Forces Personnel • Disabled Veterans • For a complete list of exemptions, see Chapter 196, State of Florida Statutes

Resource I – Property Taxes

Name:	Ad Valorem Taxes – Taxes Personal Current
Revenue Category:	Property Taxes
Receiving Fund(s):	General Fund and Debt Service Fund
Object Code:	411300 - Ad Valorem Taxes-Personal
Purpose:	To collect personal property taxes based on certified taxable value and adopted millage rate.
Receiving Department:	Finance Department
Frequency of Collection:	Monthly
Use of Revenue:	<ul style="list-style-type: none"> • General Governmental Activities
Legal Authority:	<ul style="list-style-type: none"> • State of Florida Statutes, Chapters 192-201 • Miami-Dade County Charter, Section 4.04 • City of Miami Charter, Chapter 3(a)
Fees/Computations:	<p>Taxable Value of Personal Property (x) Adopted Millage Rate (-) Payments to CRA Districts. Miami-Dade County Property Appraiser certifies taxable value to the City of Miami.</p> <p>Adopted Millage Rate is fixed annually with a maximum allowable rate of 10 mills, except for voted levies in accordance with State of Florida Statute 200.081.</p> <p>Qualified electors of a municipality may, by majority vote, approve an increase in the millage rate above the limits imposed by State of Florida Statute 200.081. This is done by referendum by the governing body of the municipality, but the period of increase may not exceed two years. Additionally, a referendum may be initiated by submission of a petition to the governing body containing signatures of ten percent of those persons eligible to vote in such a referendum, which signatures were affixed to the petition within sixty days prior to its submission in accordance with State of Florida Statute 200.101.</p> <p>In the event a municipality loses revenue through the loss of a proprietary activity or other source of revenue, the governing body of the municipality is authorized to increase its millage rate in an amount sufficient to restore such loss of revenue.</p> <p>In the event a municipality relinquish any governmental function to a county or other governmental body, the governing body of such municipality shall reduce their millage rate in an amount equal the costs of such governmental function in accordance with State of Florida Statute 200.151.</p>

Resource I – Property Taxes

Name:	Ad Valorem Taxes – Taxes Personal Current
Exemptions:	<ul style="list-style-type: none">• Government-Owned Properties• Homestead Exemption• U.S. Armed Forces Personnel• Disabled Veterans• For a complete list of exemptions, see Chapter 196, State of Florida Statutes

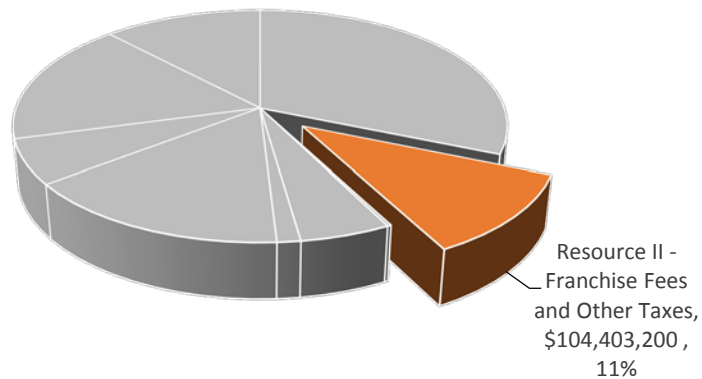
Resource I – Property Taxes

Name:	Ad Valorem Taxes – Taxes Personal Delinquent
Revenue Category:	Property Taxes
Receiving Fund(s):	General Fund and Debt Service Fund
Object Code:	411350 - Ad Valorem Taxes-Personal- Delinquent
Purpose:	To collect personal property taxes that have been levied but not paid by April 1 st of the taxable year.
Receiving Department:	Finance Department
Frequency of Collection:	Monthly
Use of Revenue:	<ul style="list-style-type: none"> • General Governmental Activities
Legal Authority:	<ul style="list-style-type: none"> • State of Florida Statutes, Chapters 192-201 • Miami-Dade County Charter, Section 4.04 • City of Miami Charter, Section 3(a)
Fees/Computations:	Eighteen (18%) percent interest rate (x) unpaid personal property taxes from the date of delinquency. Delinquent rate assessed per year until paid or barred in accordance with State of Florida Statute 197.172(3).
Exemptions:	<ul style="list-style-type: none"> • Government-Owned Properties • Homestead Exemption • U.S. Armed Forces Personnel • Disabled Veterans • For a complete list of exemptions, see Chapter 196, State of Florida Statutes

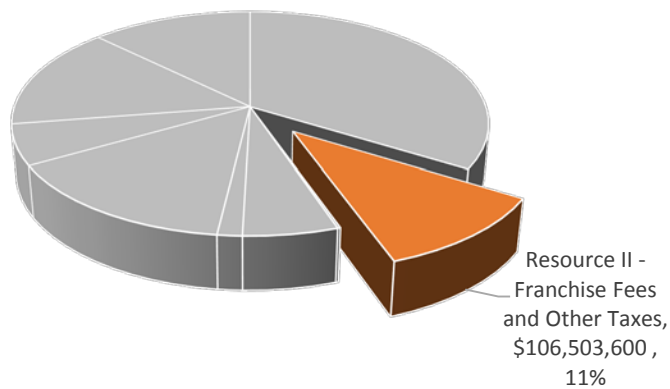
Resource II – Franchise Fees and Other Taxes

Franchise Fees and Other Taxes – The collection of fees from various franchise licenses awarded to businesses or individuals granting permission to construct, maintain, and/or operate within the City of Miami. Also includes a Local Option Gas Tax, which distributes a proportionate share of a six cent tax on every gallon of motor fuel sold in Miami-Dade County.

**Adopted Budget
FY 2015-16**



**Revenue Budget
FY 2016-17**



This Page Left Intentionally Blank

Resource II – Franchise Fees and Other Taxes

Name:	Local Option Gas Tax
Revenue Category:	Franchise Fees and Other Taxes
Receiving Fund(s):	General Fund (6 cents) and Capital Fund (3 cents)
Object Code:	412400 – S,U&F Taxes –Local Option Fuel
Purpose:	To collect an agreed-upon distribution of a three (3) cent and six (6) cent tax imposed on every gallon of motor fuel sold in Miami-Dade County and taxed under the provisions of the State of Florida Statutes, Chapter 206.
Receiving Department:	Public Works and Finance Departments
Frequency of Collection:	Monthly
Use of Revenue:	<ul style="list-style-type: none"> • To be used for transportation expenditures. The term “transportation expenditures” means expenditures by local governments for a) public transportation operations and maintenance; b) roadway and right-of-way maintenance; c) roadway and right-of-way drainage; d) street lighting; e) traffic signs, traffic engineering, signalization and pavement marking; f) bridge maintenance and operation and; g) debt service and current expenditures for transportation capital projects in the foregoing program areas, including construction or reconstruction of roads which are listed under State of Florida Statutes 336.025.
Legal Authority:	<ul style="list-style-type: none"> • State of Florida Statutes, Chapters 206, 335.20 & 336.025 • Miami-Dade County Code, Section 29(71-75) • Miami-Dade County Resolution #88-49, 6/7/89 • Miami-Dade County Resolution #88-464, 5/12/88 • Interlocal Agreement between Miami-Dade County and City of Miami, 5/12/98
Fees/Computations:	<p>Three cent and six cent tax on every gallon of motor fuel sold in Miami-Dade County and taxed under the provisions of State of Florida Statutes, Chapter 206.</p> <ul style="list-style-type: none"> • Distribution to the City of Miami is based on the following formula: <ul style="list-style-type: none"> ○ Seventy-five (75) percent based on the ratio of total population in the City of Miami compared to the total population of all eligible incorporated municipalities in Miami-Dade County; ○ Twenty-five (25) percent based on the ratio of total centerline miles of roadway maintained by the City of Miami compared to the total centerline miles maintained by all eligible incorporated municipalities in Miami-Dade County. <p>Overall, Miami-Dade County receives seventy-four (74) percent and municipalities in Miami-Dade County twenty-six (26) percent. Population figures are based on the most recent official count as determined by the University of Florida. Centerline mileage figures are based on information maintained by the Florida Department of Transportation.</p>
Exemptions:	<ul style="list-style-type: none"> • None

Resource II – Franchise Fees and Other Taxes

Name:	Franchise Fee -Electricity
Revenue Category:	Franchise Fees and Other Taxes
Receiving Fund(s):	General Fund
Object Code:	413100 - Franchise Fee-Electricity
Purpose:	To collect revenue from the sale of a franchise license granted to Florida Power and Light to construct, maintain and operate within City of Miami limits.
Receiving Department:	Finance Department
Frequency of Collection:	Monthly
Use of Revenue:	<ul style="list-style-type: none"> • General Governmental Activities
Legal Authority:	<ul style="list-style-type: none"> • State of Florida Statutes, Chapter 180.14 • City of Miami Charter, Section 3(i)(n) • City of Miami Ordinance #9472, 9/9/82 • City of Miami Ordinance #13169, 5/13/10
Fees/Computations:	Six (6%) percent of Florida Power and Light sales of electric energy to residential and commercial customers within the limits of the City of Miami (-) tax, license, permit or any other imposition except special assessments levied or imposed by the City of Miami.
Exemptions:	<ul style="list-style-type: none"> • Federal, State, County, and City agencies and institutions. • Churches, Private Schools and Non-Profit Organizations, which upon application, have been granted expressed exemption by the City of Miami.

Resource II – Franchise Fees and Other Taxes

Name:	Franchise Fee - Gas
Revenue Category:	Franchise Fees and Other Taxes
Receiving Fund(s):	General Fund
Object Code:	413400 - Franchise Fee-Gas
Purpose:	To collect revenue from gas franchises granted permission to erect, install, maintain and operate a system of works, pipes and pipelines in order to transport, distribute and sell manufactured or natural gas.
Receiving Department:	Finance Department
Frequency of Collection:	Monthly
Use of Revenue:	<ul style="list-style-type: none"> • General Governmental Activities
Legal Authority:	<ul style="list-style-type: none"> • City of Miami Ordinance #8309 • City of Miami Ordinance #10935 • City of Miami Ordinance #12714 • City of Miami Ordinance #12779 • City of Miami Ordinance #12613 • City of Miami Ordinance #10953
Fees/Computations:	Based on agreed upon contract rate
Exemptions:	<ul style="list-style-type: none"> • None
Name:	Franchise Fee -Electricity
Revenue Category:	Franchise Fees and Other Taxes
Receiving Fund(s):	General Fund
Object Code:	413100 - Franchise Fee-Electricity
Purpose:	To collect revenue from the sale of a franchise license granted to Florida Power and Light to construct, maintain and operate within City of Miami limits.
Receiving Department:	Finance Department
Frequency of Collection:	Monthly
Use of Revenue:	<ul style="list-style-type: none"> • General Governmental Activities
Legal Authority:	<ul style="list-style-type: none"> • State of Florida Statutes, Chapter 180.14 • City of Miami Charter, Section 3(i)(n) • City of Miami Ordinance #9472, 9/9/82 • City of Miami Ordinance #13169, 5/13/10

Resource II – Franchise Fees and Other Taxes

Name:	Franchise Fee - Gas
Fees/Computations:	Six (6%) percent of Florida Power and Light sales of electric energy to residential and commercial customers within the limits of the City of Miami (-) tax, license, permit or any other imposition except special assessments levied or imposed by the City of Miami.
Exemptions:	<ul style="list-style-type: none">• Federal, State, County, and City agencies and institutions.• Churches, Private Schools and Non-Profit Organizations, which upon application, have been granted expressed exemption by the City of Miami.

Resource II – Franchise Fees and Other Taxes

Name:	Utility Service Fee –Electricity
Revenue Category:	Franchise Fees and Other Taxes
Receiving Fund(s):	Special Revenue Fund
Object Code:	414100 – Utility Service Fee –Electricity
Purpose:	Revenue generated from the imposition, by the City, of an excise tax upon every purchase of electricity within the City.
Receiving Department:	Finance Department
Frequency of Collection:	Monthly
Use of Revenue:	<ul style="list-style-type: none"> • General Governmental Activities
Legal Authority:	<ul style="list-style-type: none"> • State of Florida Statutes, Chapters 166.231 • City of Miami Charter Section 3(k) • City of Miami Code Section 55.12 • City of Miami Ordinance #10263, 4/30/87 • City of Miami Ordinance #13169
Fees/Computations:	<ul style="list-style-type: none"> • The franchise fee is 6% of the franchise’s billed revenues, less “actual write offs” and taxes, from the sale of electrical energy.
Exemptions:	<ul style="list-style-type: none"> • Federal, State, County, and City agencies and institutions. • Churches, Private Schools and Non-Profit Organizations, which upon application, have been granted expressed exemption by the City of Miami.

Resource II – Franchise Fees and Other Taxes

Name:	Utility Service Fee –Water
Revenue Category:	Franchise Fees and Other Taxes
Receiving Fund(s):	General Fund
Object Code:	414300 – Utility Service Fee -Water
Purpose:	Revenue generated from the imposition, by the City, of an excise tax upon every purchase of water service within the City.
Receiving Department:	Finance Department
Frequency of Collection:	Monthly
Use of Revenue:	<ul style="list-style-type: none"> • General Governmental Activities
Legal Authority:	<ul style="list-style-type: none"> • State of Florida Statutes, Chapters 166.231 • City of Miami Charter Section 3(k) • City of Miami Code Section 55.12 • City of Miami Ordinance #10263, 4/30/87
Fees/Computations:	<ul style="list-style-type: none"> • 10% of the cost of water sold, exclusive of government charges and taxes.
Exemptions:	<ul style="list-style-type: none"> • Federal, State, County, and City agencies and institutions. • Churches, Private Schools and Non-Profit Organizations, which upon application, have been granted expressed exemption by the City of Miami.
Name:	Utility Service Fee -Gas
Revenue Category:	Franchise Fees and Other Taxes
Receiving Fund(s):	General Fund
Object Code:	414400 – Utility Service Fee -Gas
Purpose:	Revenue generated from the imposition, by the City, of an excise tax upon every purchase of metered and bottled gas service within the City.
Receiving Department:	Finance Department
Frequency of Collection:	Monthly
Use of Revenue:	<ul style="list-style-type: none"> • General Governmental Activities
Legal Authority:	<ul style="list-style-type: none"> • State of Florida Statutes, Chapters 166.231 • City of Miami Charter Section 3(k) • City of Miami Code Section 55.12 • City of Miami Ordinance #10263, 4/30/87
Fees/Computations:	<ul style="list-style-type: none"> • 10% of the cost of metered and bottled gas sold, exclusive of government charges and taxes.

Resource II – Franchise Fees and Other Taxes

Name:	Utility Service Fee –Water
Exemptions:	<ul style="list-style-type: none">• Federal, State, County, and City agencies and institutions.• Churches, Private Schools and Non-Profit Organizations, which upon application, have been granted expressed exemption by the City of Miami.

Resource II – Franchise Fees and Other Taxes

Name:	Utility Service Fee -Gas
Revenue Category:	Franchise Fees and Other Taxes
Receiving Fund(s):	General Fund
Object Code:	414400 – Utility Service Fee -Gas
Purpose:	Revenue generated from the imposition, by the City, of an excise tax upon every purchase of metered and bottled gas service within the City.
Receiving Department:	Finance Department
Frequency of Collection:	Monthly
Use of Revenue:	<ul style="list-style-type: none"> • General Governmental Activities
Legal Authority:	<ul style="list-style-type: none"> • State of Florida Statutes, Chapters 166.231 • City of Miami Charter Section 3(k) • City of Miami Code Section 55.12 • City of Miami Ordinance #10263, 4/30/87
Fees/Computations:	<ul style="list-style-type: none"> • 10% of the cost of metered and bottled gas sold, exclusive of government charges and taxes.
Exemptions:	<ul style="list-style-type: none"> • Federal, State, County, and City agencies and institutions. • Churches, Private Schools and Non-Profit Organizations, which upon application, have been granted expressed exemption by the City of Miami.

Resource II – Franchise Fees and Other Taxes

Name:	Utility Service Fee –Fuel Oil
Revenue Category:	Franchise Fees and Other Taxes
Receiving Fund(s):	General Fund
Object Code:	414700 – Utility Service Fee –Fuel Oil
Purpose:	Revenue generated from the imposition, by the City, of an excise tax upon every purchase of fuel oil within the City.
Receiving Department:	Finance Department
Frequency of Collection:	Monthly
Use of Revenue:	General Governmental Activities
Legal Authority:	<ul style="list-style-type: none"> • State of Florida Statutes, Chapters 166.231 • City of Miami Charter Section 3(k) • City of Miami Code Section 55.12 • City of Miami Ordinance #10263, 4/30/87
Fees/Computations:	<ul style="list-style-type: none"> • 10% of the cost of fuel oil sold, exclusive of government charges and taxes.
Exemptions:	<ul style="list-style-type: none"> • Federal, State, County, and City agencies and institutions. • Churches, Private Schools and Non-Profit Organizations, which upon application, have been granted expressed exemption by the City of Miami.

Resource II – Franchise Fees and Other Taxes

Name:	Public Service Tax
Revenue Category:	Franchise Fees and Other Taxes
Receiving Fund(s):	General Fund
Object Code:	415000 – Public Service Tax
Purpose:	Revenue generated from the imposition, by the City, of an excise tax upon every purchase of communication services (including telephone, long distance service, internet service, cell phone service, cable and satellite service, etc.)
Receiving Department:	Finance Department
Frequency of Collection:	Monthly
Use of Revenue:	<ul style="list-style-type: none"> • General Governmental Activities
Legal Authority:	<ul style="list-style-type: none"> • State of Florida Statutes, Section 202.19 and 203.01
Fees/Computations:	<ul style="list-style-type: none"> • Up to 5.1% of the cost of communication services sold, exclusive of government charges and taxes.
Exemptions:	<ul style="list-style-type: none"> • Federal, State, County, and City agencies and institutions. • Churches, Private Schools and Non-Profit Organizations, which upon application, have been granted expressed exemption by the City of Miami.

Resource II – Franchise Fees and Other Taxes

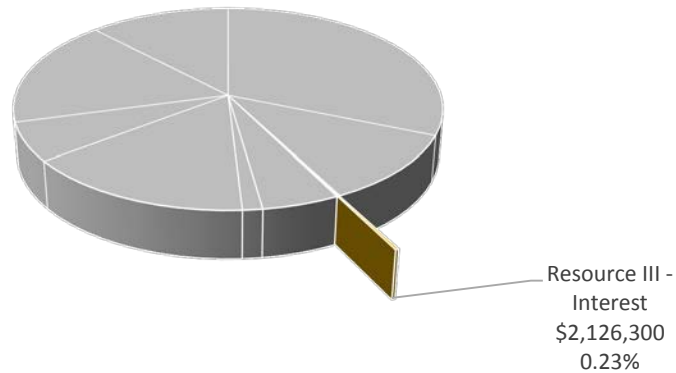
Name:	Utility Service Fee -Other
Revenue Category:	Franchise Fees and Other Taxes
Receiving Fund(s):	General Fund Fund
Object Code:	419000 - Utility Service Fee-Other Taxes
Purpose:	To collect fees to cover the cost of operating and maintaining the City of Miami Storm-Water Management System.
Receiving Department:	Public Works and Finance Departments
Frequency of Collection:	Monthly
Use of Revenue:	<ul style="list-style-type: none"> • Operation and maintenance of the storm-water management system • Funding of pollution abatement devices constructed on storm-water systems discharging into Biscayne Bay and its tributaries • Administrative costs associated with the management of the storm-water utility system • Debt service payments • Expansion of the existing storm-water drainage system • Support for the Miami River Commission • Cost of compliance with federal, state and county regulations
Legal Authority:	<ul style="list-style-type: none"> • State of Florida Statutes, Chapter 166 • City of Miami Code, Sections 18.291 thru 18.298 • City of Miami Ordinance #10395, 3/10/88 • City of Miami Ordinance #10616, 7/13/89 • City of Miami Ordinance #11076, 7/22/93 • City of Miami Ordinance #11282, 7/13/95 • City of Miami Ordinance #11996, 11/16/00
Fees/Computations:	<p>Residential Property of the City of Miami Flat Fee</p> <p>A flat fee applies to single-family detached homes, condominium units, apartment or townhouse units, or mobile homes, which have been appraised as residences by the Miami-Dade County Property Appraiser’s Office.</p> <p>Non-Residential Property of the City of Miami Flat Fee x No. of Equivalent Residential Units</p> <p>Non-residential properties, i.e., enterprises, business establishments, buildings, or other occupancy not covered by City of Miami Code, Section 18-294 subsection (b)(1).</p>
Exemptions:	<ul style="list-style-type: none"> • None

This Page Left Intentionally Blank

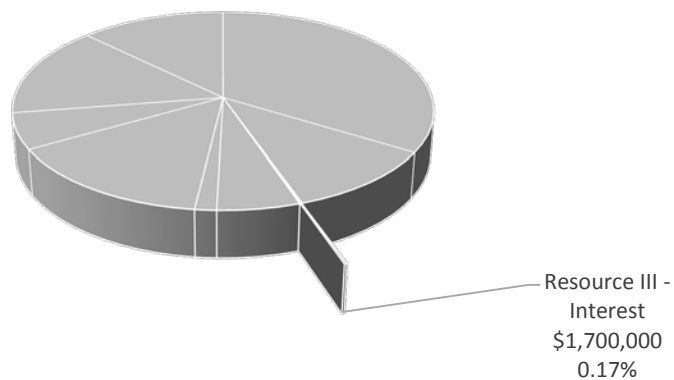
Resource III – Interest

Interest – Primarily consists of interest earned on idle funds invested prudently in U.S. Treasuries and obligations of agencies of the United States, provided such investments are guaranteed by the United States or by the issuing agency; general obligations of states, municipalities, school districts, or other political subdivisions, revenue and excise tax bonds of the various municipalities of the State of Florida, negotiable certificates of deposit, bankers acceptance drafts, money market investments, the State Board of Administration Investment Pool and prime commercial paper. Also includes gain/loss on such investments.

**Adopted Budget
FY 2015-16**



**Revenue Budget
FY 2016-17**



This Page Left Intentionally Blank

Resource III – Interest

Name:	Miscellaneous -Interest
Revenue Category:	Interest
Receiving Fund(s):	General Fund, Special Revenue Fund and Debt Service Fund
Object Code:	461100 - Miscellaneous Interest
Purpose:	<ul style="list-style-type: none"> • To collect funds from interest charged on all unpaid lot clearing bills. • To collect accrued interest on all delinquent local improvement assessment liens. • To collect funds from interest earned on City of Miami funds (i.e. Ad Valorem Taxes) where Miami-Dade County holds these funds on behalf of the City of Miami in an interest-bearing account before the usual end of the month remittance for such proceeds. • To collect funds from interest charged on all unpaid solid waste accounts.
Receiving Department:	Finance Department, Fire Department, Building Department
Frequency of Collection:	Monthly
Use of Revenue:	<ul style="list-style-type: none"> • General Governmental Activities
Legal Authority:	<p>Interest on Lot Clearing Liens</p> <ul style="list-style-type: none"> • City of Miami Code, Section 22.118 • City of Miami Ordinance #10128, 07/10/86 • City of Miami Ordinance #11746, 1/12/99 <p>Interest on Assessment Liens</p> <ul style="list-style-type: none"> • State of Florida Statute, Chapters 197.344 and 197.363 • City of Miami Code, Section 18.38-42 <p>Interest Income –Other</p> <ul style="list-style-type: none"> • State of Florida Statute, Chapter 166.261 • City of Miami Charter, Section 27(p) • City of Miami Code, Sections 18.2 -18.3 • City of Miami Ordinance #10121, 7/10/86 <p>Interest on Solid Waste Delinquent Accounts</p> <ul style="list-style-type: none"> • City of Miami Code, Section 22.16 • City of Miami Ordinance #10128, 07/10/86
Fees/Computations:	<p>Interest on Lot Clearing Liens/ Interest on Solid Waste Delinquent Accounts</p> <ul style="list-style-type: none"> • Annual interest percent on unpaid bill 18% <p>Interest on Assessment Liens</p> <ul style="list-style-type: none"> • Minimum accrued interest percentage as authorized by the City of Miami Commission..... 5% • Maximum accrued interest percentage as authorized by the City of Miami Commission..... 6% •

Resource III – Interest

Name:	Miscellaneous -Interest
Fees/Computations:	Interest Income –Other <ul style="list-style-type: none">• Current interest rate applied to Miami-Dade County bank account(s) x Total amount of funds held on behalf of the City.
Exemptions:	None

Resource III – Interest

Name:	Miscellaneous Interest and Pension Investment
Revenue Category:	Interest
Receiving Fund(s):	General Fund
Object Code:	461110 – Interest on Investments
Purpose:	To collect funds generated by investing cash in approved security investments (Certificates of Deposit, Commercial Paper, U.S. Government Bonds, Treasury Notes, U.S. Government Direct Obligations, etc.).
Receiving Department:	Finance Department
Frequency of Collection:	Monthly
Use of Revenue:	<ul style="list-style-type: none"> • General Governmental Activities
Legal Authority:	Interest on Investments <ul style="list-style-type: none"> • State of Florida Statute, Chapter 166.261 • City of Miami Charter, Section 27(p) • City of Miami Code, Section 18.2 -18.3 • City of Miami Ordinance #10121, 07/10/86
Fees/Computations:	Interest on Investments <ul style="list-style-type: none"> • Based on current market interest rates for applicable approved securities and investments, and the amount of available funds invested.
Exemptions:	<ul style="list-style-type: none"> • None

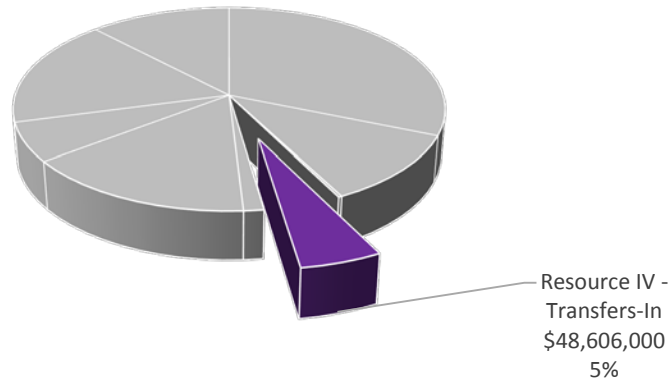
Resource III – Interest

Name:	Miscellaneous Net Increase (Decrease) In Fair Market Value Of Investments
Revenue Category:	Interest
Receiving Fund(s):	General Fund
Object Code:	461300 – Miscellaneous Net Increase (Decrease) In Fair Market Value Of Investment
Purpose:	Gain/loss on the investment of cash in approved security investments (Certificates of Deposit, Commercial Paper, U.S. Government Bonds, Treasury Notes, U.S. Government Direct Obligations, etc.).
Receiving Department:	Finance Department
Frequency of Collection:	Monthly
Use of Revenue:	<ul style="list-style-type: none"> • General Governmental Activities
Legal Authority:	<ul style="list-style-type: none"> • State of Florida Statute, Chapter 166.261 • City of Miami Charter, Section 27(p) • City of Miami Code, Section 18.2 -18.3 • City of Miami Ordinance #10121, 07/10/86
Fees/Computations:	Based on current market interest rates for applicable approved securities and investments and the amount of available funds invested.
Exemptions:	<ul style="list-style-type: none"> • None

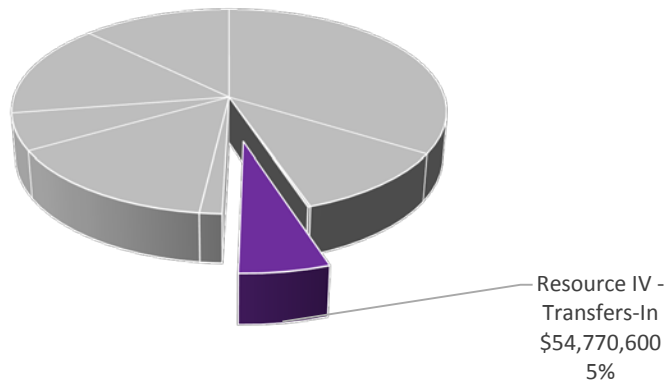
Resource IV – Transfers-In

Transfers-In – The inflow or transfer of funds used to (a) move revenues from the fund that statute or budget requires collecting the revenue to the fund, which statute or budget requires expending them, (b) move revenues restricted to debt service from the funds collecting the revenue to the debt service fund as debt service payments become due, and (c) move unrestricted revenues collected in the general fund to finance various programs accounted for in other funds in accordance with budgetary authorizations.

**Adopted Budget
FY 2015-16**



**Revenue Budget
FY 2016-17**



This Page Left Intentionally Blank

Resource IV – Transfers-In

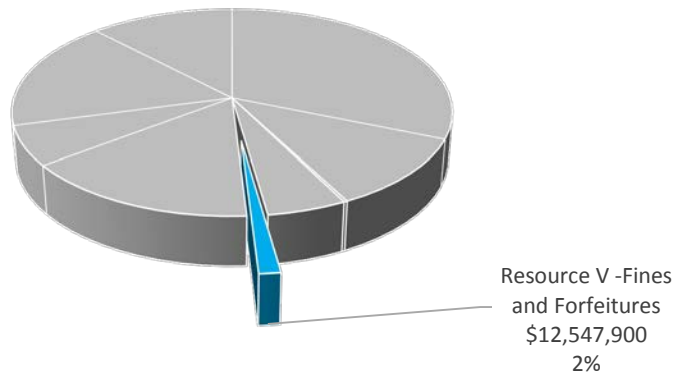
Name:	Other – Interfund Transfer
Revenue Category:	Transfers-In
Receiving Fund(s):	General Fund, Special Revenue Fund, Debt Service Fund, and Internal Service Fund
Object Code:	481000 - Other-Interfund Transfer
Purpose:	To account for funds transferred between funds such as: transfers to Debt Service, Special Revenue Funds and the General Fund from Public Service Taxes, funds transferred from the Community Development (CD) Fund to the General Fund for reimbursement of CD related expenditures previously paid by the General Fund. Collection of funds from Special Revenue Fund project and grants which are closed out and remaining balances placed in the General Fund.
Receiving Department:	Finance Department
Frequency of Collection:	Collection Period is Non-Specific
Use of Revenue:	<ul style="list-style-type: none"> • General Governmental Activities
Legal Authority:	<ul style="list-style-type: none"> • City of Miami Departmental Policy • As authorized in accordance with applicable project/grant agreement.
Fees/Computations:	<ul style="list-style-type: none"> • None
Exemptions:	<ul style="list-style-type: none"> • None

This Page Left Intentionally Blank

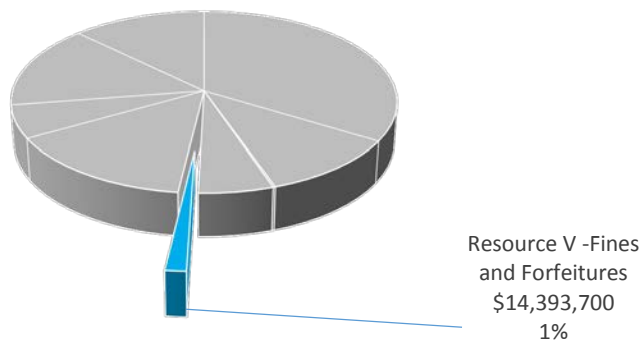
Resource V – Fines and Forfeitures

Fines and Forfeitures – Revenues derived from the collection of penalties for violation of statutory offenses, administrative rules and neglect of lawful duties, confiscated property and court fees.

**Adopted Budget
FY 2015-16**



**Revenue Budget
FY 2016-17**



This Page Left Intentionally Blank

Resource V – Fines and Forfeitures

Name:	Fines –Judgment and Fines
Revenue Category:	Fines and Forfeitures
Receiving Fund(s):	General Fund
Object Code:	451000 - Fines-Judgment and Fines
Purpose:	To collect funds from fines and forfeitures as a result of violations of the Traffic and Penal Codes within the City of Miami limits.
Receiving Department:	Police Department, Finance Department
Frequency of Collection:	Daily
Use of Revenue:	<ul style="list-style-type: none"> • General Governmental Activities
Legal Authority:	<ul style="list-style-type: none"> • State of Florida Statute, Chapters 34.191, 316.660 and 318.21
Fees/Computations:	<p>If the violation occurred within the City of Miami, the cost of the violation will be distributed as follows:</p> <ul style="list-style-type: none"> <input type="checkbox"/> Paid to the City of Miami50.8% • Paid to the State of Florida General Revenue Fund49.2% <p>If the violation occurred in an unincorporated area of Miami-Dade County, the cost of the violation will be distributed as follows:</p> <ul style="list-style-type: none"> <input type="checkbox"/> Paid to Miami-Dade County43.6% • Paid to the State of Florida General Revenue Fund56.4%
Exemptions:	<ul style="list-style-type: none"> • None

Resource V – Fines and Forfeitures

Name:	Fines-Other Fines and/or Forfeits
Revenue Category:	Fines and Forfeitures
Receiving Fund(s):	General Fund
Object Code:	459000 – Fines-Other Fines and/or Forfeits
Purpose:	<ul style="list-style-type: none"> • Revenue generated from on-evidentiary funds in the custody of the City of Miami Police Department deposited into interest-bearing accounts, and from the actual unclaimed monies converted from escrow accounts into the General Fund. • Revenues generated from the salvaging of City of Miami owned equipment after full depreciation. • To collect funds from forfeitures from offenses and violations of ordinances or misdemeanors committed within the territorial jurisdiction of the City of Miami and tried in the County Court system. • To collect funds from violators that have repeated violations. Failure to pay fine or stop violation can cause the imposition of liens on property or a levy on personal property. • Revenue generated from the administrative fees, cumulative and in addition to any fine or penalty, associated with the issuance of zoning violation letters. • Revenue generated from non-compliance of City of Miami ordinances or established codes, through the Code Enforcement Board, enforced by code inspectors or city attorneys. • Revenues by the Miami Police Department collected from sales of crushed cars.
Receiving Department:	Various Departments
Frequency of Collection:	Collection Period is not Specific
Use of Revenue:	<ul style="list-style-type: none"> • General Governmental Activities

Resource V – Fines and Forfeitures

Name:	Fines –Other Fines And/Or Forfeits
Legal Authority:	<ul style="list-style-type: none"> • City of Miami Ordinance #10370, 1/14/88 • City of Miami Ordinance #10720, 3/22/90 • City of Miami Ordinance #11214, 2/9/95 • City of Miami Ordinance #12272, 8/22/02 • City of Miami Ordinance #12360, 5/8/03 • City of Miami Ordinance #12500, 3/11/04 • City of Miami Ordinance #12547, 6/24/04 <p>Code Enforcement Admin. Fee</p> <ul style="list-style-type: none"> • City of Miami Code, Section 2-829 • City of Miami Ordinance #9224, 12/19/80 • City of Miami Ordinance #9470, 7/29/82 • City of Miami Ordinance #10370, 1/14/88 • City of Miami Ordinance #10720, 3/22/90 • City of Miami Ordinance #10954, 3/12/92 • City of Miami Ordinance #11166, 7/14/94 • City of Miami Ordinance #11213, 2/9/95 • City of Miami Ordinance #11434, 1/16/97 • City of Miami Ordinance #12547, 6/24/04 • City of Miami Ordinance #12885, 2/8/07 • City of Miami Ordinance #12974, 2/28/08 • City of Miami Ordinance #12977, 3/13/08 • City of Miami Ordinance #13032, 10/16/08 • City of Miami Ordinance #13142, 2/11/10 • City of Miami Ordinance #13194, 9/27/10 <p>Zoning Violation Letters</p> <ul style="list-style-type: none"> • City of Miami Code, Section 10.4 • City of Miami Ordinance #11633, 3/31/98 • City of Miami Ordinance #11725, 11/17/98 • City of Miami Ordinance #12030, 3/8/01 • City of Miami Ordinance #12155, 11/15/01 • City of Miami Ordinance #12237, 6/13/02 • City of Miami Ordinance #12663, 3/10/05 <p>Ticketing –Administrative Fee</p> <ul style="list-style-type: none"> • City of Miami Code, Section 2.829 • City of Miami Ordinance #10954, 3/12/92 • City of Miami Ordinance #11166, 7/14/94 • City of Miami Ordinance #11213, 2/9/95 • City of Miami Ordinance #11434, 1/16/97 • City of Miami Ordinance #12547, 6/24/04 • City of Miami Ordinance #12885, 2/8/07

Resource V – Fines and Forfeitures

Name:	Fines –Other Fines And/Or Forfeits
Fees/Computations:	<p>Salvage</p> <ul style="list-style-type: none"> Based on salvage value or amount received at sale, and the number of salvage items. <p>Code Enforcement Penalty</p> <ul style="list-style-type: none"> Maximum Daily Fine\$250.00 Maximum Daily Fine for repeated violations\$500.00 Administrative Fee.....\$50.00 <p>Zoning Violation Letters</p> <ul style="list-style-type: none"> Per Violation Notice/Letter\$50.00 <p>Ticketing –Administrative Fee</p> <ul style="list-style-type: none"> Ten (10%) percent of the dollar amount of the civil penalty of a violation for each contested violation. <p>Code Enforcement Admin. Fee</p> <p>Schedule of Civil Penalties. The violations listed below are for informational purposes only and the civil penalties attached are meant only as proposed figures.</p> <ul style="list-style-type: none"> Failure to have a valid certificate of use.....\$105.00 Maintaining a vacant, blighted, unsecured or abandoned structure\$1050.00 Construction in right-of-way, nonconforming with public works standards.....\$210.00 Failure to obtain permit to trim trees located in the public right-of-way.....\$52.50 Failure to obtain required permit for removal of trees located in the public right-of-way\$525.00 Failure to obtain permit to break, deface, cut, disturb or interfere in any way with the roots of any tree, shrub or vine in a public highway or park\$210.00 Failure to place guards around all nearby trees, shrubs or vines in a public highway or park during construction of a building.....\$210.00 Placing injurious substances on or near tree roots\$525.00 Failure to have a valid fire safety permit\$105.00 Failure to obtain public assembly permit\$105.00 Obstructing a required means of egress\$105.00 Failure to obtain flammable combustible liquids permit\$105.00 Failure to obtain required inspection of flammable liquids tanks/devices.....\$105.00

Resource V – Fines and Forfeitures

Name:	Fines –Other Fines And/Or Forfeits
Fees/Computations:	<p>Code Enforcement Admin. Fee (cont.)</p> <ul style="list-style-type: none"> • Failure to obtain explosives/fireworks permit\$105.00 • Violation orders not corrected\$105.00 • Failure by multi-family residential establishment having up to 25 units to provide a recycling program in compliance with the requirements of section 22-19\$300.00 • Failure by multi-family residential establishment having between 26 units and 100 units to provide a recycling program in compliance with the requirements of section 22-19.....\$650.00 • Failure by multi-family residential establishment having 101 or more units to provide a recycling program in compliance with the requirements of section 22-19\$950.00 • Failure by commercial establishment having up to and including 3,000 square feet to provide a recycling program in compliance with the requirements of section 22-20\$300.00 • Failure by commercial establishment having more than 3,000 and less than 10,000 square feet to provide a recycling program in compliance with the requirements of section 22-20.....\$650.00 • Failure by commercial establishment having more than 10,000 square feet to provide a recycling program in compliance with the requirements of section 22-20\$950.00 • Failure to maintain lot in a safe, clean condition not allowing accumulation of debris, trash or a dense growth of grass\$210.00 • Unlawful parking of construction equipment such as earth moving machines, excavators, cranes and the like within the public right-of-way in any zoned residential district.....\$105.00 <p>Violation of the dangerous intersection safety article:</p> <ul style="list-style-type: none"> • First offense\$131.50 • Second offense\$262.50 • Each additional offense\$525.50 • Unlawful parking of major recreational equipment such as travel trailers, pickup campers, tents, boats and boat trailers, combination thereof and other similar equipment, whether occupied by such equipment or not upon any street or within the public right-of-way\$105.00 • Unlawful discharge of petroleum products into storm or sanitary sewers.....\$210.00 • Unlawful discharge of human excreta.....\$525.00 • Unlawful discharge of wastewater from construction excavation into city storm sewer\$210.00

Resource V – Fines and Forfeitures

Name:	Fines –Other Fines And/Or Forfeits
Fees/Computations:	<p>Code Enforcement Admin. Fee (cont.)</p> <ul style="list-style-type: none"> • Discharge or dumping of septic tank contents into city storm or sanitary sewers.....\$525.00 • Failure to obtain permit to obstruct street, or sidewalk or impede traffic.....\$210.00 • Failure to comply with conditions set forth by such permit, each violation.....\$262.50 • Unlawful use of street or sidewalk for advertising or display purposes\$262.50 • Failure to obtain permit for lawful advertising or display in the public right-of-way\$262.50 • Placing signs on street or sidewalk surface\$262.50 • Placing glass or other injurious substances on streets\$52.50 • Placing glass or other injurious substances on streets\$52.50 • Failure to properly affix numbering to building as required.....\$105.00 • Unlawful placement of any sign designating street, avenue or other public place by a different name than by which it is generally and legally known.....\$52.50 • Defacing or removal of any street signs posted in the City.....\$52.50 • Unlawful construction or installation of an encroachment within the dedicated right-of-way or within the undedicated right-of-way.....\$210.00 • Operating a sidewalk café without a permit\$525.00 • Placing, maintaining or operating news rack on any public right-of-way without a permit.....\$52.50 • Installation, use and/or maintenance of non-conforming news racks\$52.50 • Allowing a news rack to remain in a state of abandonment.....\$52.50 • Failure to obtain telecommunications permit agreement\$525.00 • Failure to notify Public Works Department in writing ten days prior to commencement of construction of a telecommunications system...\$52.50 <p>South Florida Fire Prevention Code</p> <ul style="list-style-type: none"> • Blocking/parking in emergency access/fire lane(s)\$105.00 • Required address number missing\$105.00 • Fire extinguisher(s) missing.....\$105.00 • Fire suppression systems need service.....\$105.00 • Fire extinguisher needs service\$105.00 • Excessive combustible trash exterior of building\$105.00 • Non-conforming extension cord.....\$105.00 • Room capacity not posted.....\$105.00

Resource V – Fines and Forfeitures

Name:	Fines –Other Fines And/Or Forfeits
Fees/Computations:	<p>Code Enforcement Admin. Fee (cont.)</p> <ul style="list-style-type: none"> • Number of occupants exceeds approved capacity.....\$105.00 • Refusal to allow inspector to make inspection.....\$105.00 • Elevator key box missing\$105.00 • “Do not use elevator” sign missing.....\$105.00 • Electric rooms missing door signs.....\$105.00 • LP gas meter not identified\$105.00 • LP gas shutoff valve damaged/missing.....\$105.00 • LP gas container and/or gas meter not protected\$105.00 • Electric meters not identified\$105.00 • Violations of dangerous conditions not corrected\$105.00 • Non-conforming spray finish operation\$210.00 • Excess combustibile trash interior of building.....\$105.00 • Second means of escape obstructed.....\$210.00 <p>Automotive and Marine Service Stations</p> <ul style="list-style-type: none"> • Non-conforming vent pipes.....\$210.00 • Non-conforming storage of flammable and combustibile liquids.....\$210.00 • Emergency shutoff for all dispensers is not remote.....\$210.00 • Dispensing units are not protected\$210.00 • Dispenser hose exceeds approved length\$210.00 • Non-conforming dispenser hose\$210.00 • Automatic hose retractor not operable\$210.00 • Emergency shutoff valve needs annual test.....\$105.00 • Tree removal without permit (environmental or non).....\$525.00 <p>Automotive and Marine Service Stations</p> <ul style="list-style-type: none"> • Automatic hose retractor not operable\$210.00 • Emergency shutoff valve needs annual test.....\$105.00 • Non-conforming hose nozzle valve\$105.00 • Warning signs not posted.....\$105.00 <p>Life Safety Code</p> <ul style="list-style-type: none"> • Required self-closers/latching devices missing\$105.00 • Stairway/exit doors do not swing in the way of exit traffic.....\$105.00 • Non-conforming locking device on exit doors.....\$105.00 • Stairway/exit doors are secured in the open position\$105.00 • Non-conforming storage room under interior stairs.....\$105.00 • Exit doors locked from stairway side.....\$105.00 • Exit signs are not properly illuminated.....\$105.00

Resource V – Fines and Forfeitures

Name:	Fines –Other Fines And/Or Forfeits
Fees/Computations:	<p>Code Enforcement Admin. Fee (cont.)</p> <ul style="list-style-type: none"> • Laundry chute is not properly self-closing and latching.....\$105.00 • Rubbish chute is not properly self-closing and latching.....\$105.00 • Waste chute room door is not properly self-closing and latching \$105.00 • Inadequate number of exits, class A, B, and C.....\$105.00 • Required exits are not remote from each other\$105.00 • Width of required aisles is not properly maintained.....\$105.00 • Non-conforming travel distance.....\$105.00 • Non-conforming exit discharge\$105.00 • Lighting inadequate for means of egress\$105.00 • Emergency lighting not provided\$105.00 • Required exit signs not provided.....\$105.00 • Panic hardware not provided\$105.00 • Vertical opening is not protected or enclosed\$105.00 • Occupant load exceeds approved capacity\$105.00 • Exit access corridor width is non-conforming\$105.00 • Inadequate number of exits\$105.00 • Non-conforming travel distance.....\$105.00 • Exit discharge is non-conforming\$105.00 • Exit lighting inadequate.....\$105.00 • Emergency rescue or ventilation window not provided.....\$210.00 • Window from classroom is not provided (12 or more clients)..\$210.00 • Vertical openings are not enclosed or protected.....\$210.00 • Interior finish is non-conforming.....\$210.00 • No fire alarm system\$210.00 • Non-conforming interior corridor\$210.00 • Inadequate fire rating of exit corridor (12 or more clients)\$210.00 • Non-conforming separation between daycare and other occupancy.....\$210.00 • Inadequate number of exits (12 or more clients).....\$210.00 • Non-conforming travel distance (12 or more clients).....\$210.00 • Emergency lighting not provided (12 or more clients).....\$105.00 • Exit signs are not provided (12 or more clients).....\$105.00 • Non-conforming latch on closet door.....\$105.00 • Non-conforming latch on bathroom door\$105.00 • Vertical openings are not protected.....\$210.00 • Hazardous areas are not properly protected (12 or more clients)\$105.00 • Interior finish is non-conforming.....\$210.00 • Fire alarm system missing/non-conforming.....\$210.00 • Protective covers for electrical receptacles are not provided...\$105.00

Resource V – Fines and Forfeitures

Name:	Fines –Other Fines And/Or Forfeits
Fees/Computations:	<p>Code Enforcement Admin. Fee (cont.)</p> <ul style="list-style-type: none"> • Smoke detectors are not provided (7 to 12 clients).....\$105.00 • No smoke detection system in corridors (7 to 12 clients)\$105.00 • Inadequate number of exits (7 to 12 clients)\$210.00 • Non-conforming exit discharge (7 to 12 clients)\$210.00 • Exit discharges through interior of building\$210.00 • Vertical opening is not enclosed or protected\$210.00 • Hazardous areas are not properly protected\$105.00 • Single station smoke detectors required in guestroom\$105.00 • Non-conforming door between guestroom and interior corridor.....\$210.00 • Doors between guestrooms and corridors are not self-closing \$105.00 • Inadequate number of exits\$210.00 • Non-conforming exit discharge\$210.00 • Non-conforming exit (buildings three stories or less).....\$210.00 • Non-conforming exits (building four stories or less).....\$210.00 • Emergency lighting is not provided\$105.00 • Exit signs are not provided\$105.00 • Vertical opening not protected (building four stories or more and three stories or less).....\$210.00 • Hazardous area not protected or separated\$210.00 • Fire alarm system required.....\$210.00 • Single station smoke detectors required in all living units.....\$210.00 • Exit access corridor not protected.....\$210.00 • Doors between living units and corridors not self-closing and latching\$210.00 • Doors between living units and corridors not fire-rated.....\$210.00 • Smoke barrier in exit corridors not fire-rated\$210.00 • Violation orders not corrected\$105.00 • No second means of escape or alternate protection\$210.00 • Vertical opening not enclosed or protected.....\$210.00 • No fire alarm system\$210.00 • No single or multiple station smoke detectors.....\$210.00 • Transfer grills, transoms, louvers in exit corridors\$105.00 • Guestroom doors to corridors not self-closing and latching.....\$105.00 • Inadequate number of exits for class A, B and C stores\$210.00 • Required aisle width inadequate.....\$105.00 • Inadequate aisle width for class A store.....\$105.00 • No automatic sprinkler system.....\$525.00

Resource V – Fines and Forfeitures

Name:	Fines –Other Fines And/Or Forfeits
Fees/Computations:	<p>Code Enforcement Admin. Fee (cont.)</p> <ul style="list-style-type: none"> • Non-conforming travel distance.....\$210.00 • Non-conforming exit discharge\$210.00 • Exit illumination is inadequate\$105.00 • Emergency lighting is not provided for class A, B and C stores.\$105.00 • Exit signs are not provided\$105.00 • Vertical openings are not protected or enclosed\$210.00 • Hazardous area is not protected or separated.....\$105.00 • Inadequate number of exits\$210.00 • Common path of travel or dead-end corridor exceeds 50 feet.....\$105.00 • Non-conforming travel distances\$210.00 • Non-conforming exit discharge\$210.00 • Exit discharges through interior of building\$210.00 • Exit lighting is inadequate.....\$105.00 • Emergency lighting is not provided\$105.00 • Exit sign or emergency light is not provided\$105.00 • Vertical opening is not protected or enclosed\$210.00 • Hazardous area is not protected or separated.....\$105.00 • Fire alarm system required.....\$210.00 • No approved sprinkler system for building over 75 feet.....\$525.00 • Inadequate number of exits\$210.00 • Non-conforming travel distance or exit discharge\$210.00 • Exit discharges through interior of building\$210.00 • Exit signs are not provided\$105.00 • Vertical openings are not protected or enclosed\$210.00 • Inadequate number of exits\$210.00 • Non-conforming travel distance.....\$210.00 • Non-conforming exit discharge\$210.00 • Exit discharges through interior of building\$210.00 • Exit lighting is inadequate.....\$105.00 • Emergency lighting is not provided\$105.00 • Exit signs are not provided\$105.00 • Vertical opening is not enclosed or protected\$210.00 • Means of egress is obstructed.....\$105.00 • Single/multiple station smoke detector needs servicing\$105.00 • Emergency lighting is not operable\$105.00 • Required self-closers/latching devices inoperative.....\$105.00 • Fire escape stairs need maintenance\$105.00 • Excessive storage of flammable liquids\$105.00 • Improper storage of flammable liquids\$105.00 • Fire drills not conducted.....\$105.00 • Wastebaskets/containers are non-conforming.....\$105.00

Resource V – Fines and Forfeitures

Name:	Fines –Other Fines And/Or Forfeits
Fees/Computations:	<p>Code Enforcement Admin. Fee (cont.)</p> <ul style="list-style-type: none"> • Emergency exit diagram missing\$105.00 • Inadequate clearance below sprinkler heads.....\$105.00 • Dangerous accumulation of combustible residue inside spray booth\$210.00 • Metal waste cans required\$105.00 • “No smoking” signs missing.....\$105.00 • Department of Fire Rescue connections obstructed/need caps\$105.00 • Non-conforming storage of flammable and combustible liquids\$210.00 • Extinguishing system for kitchen hood not serviced\$105.00 • Inadequate staffing ratio\$210.00 • Number of occupants exceed approved capacity\$210.00 • Non-conforming locks.....\$105.00 • Fire evacuation plans and fire drills are not provided\$105.00 • Daycare located on a floor above the height permitted for the type of construction\$210.00 • No sprinkler system\$525.00 • No standpipe and hose system.....\$525.00 • No automatic smoke detection\$525.00 • Electrically supervised fire alarm system needs service.....\$105.00 <p>Convenience Stores</p> <ul style="list-style-type: none"> • Drop safe or cash management device missing\$105.00 • Parking area lighting report required\$105.00 • Cash limitation sign missing.....\$105.00 • Excessive window signage\$105.00 • Excessive window tinting.....\$105.00 • No height marker at entrance\$105.00 • Parking/storage of inoperable vehicles\$52.50 • Illegal parking of commercial vehicles in residential zone.....\$105.00 • Working without a permit, building and/or roofing, etc \$525.00 • Illegal mechanical repairs prohibited\$210.00 • Outside sales not permitted\$210.00 • Parking on un-improved surfaces.....\$52.50 • Outside storage of misc. materials, equipment and/or debris..\$210.00 • Provide vision clearance\$525.00 • No certificate of use\$525.00 • No sign permit\$525.00 • Boat in front yard and/or major recreational vehicle.....\$105.00 • Illegal units.....\$525.00

Resource V – Fines and Forfeitures

Name:	Fines –Other Fines And/Or Forfeits
Fees/Computations:	<p>Code Enforcement Admin. Fee (cont.)</p> <ul style="list-style-type: none"> • Removal of required landscape or failure to maintain required landscaping.....\$210.00 • Use of home as office without certificate of use.....\$525.00 • Use of home as a business prohibited.....\$525.00 • More than three unrelated adults in one dwelling unit\$525.00 • Recreational vehicle used as living quarters\$210.00 • Parking/storage of construction equipment prohibited in residential zone.....\$105.00 • Hedge/fence higher than eight feet in residential zone other than with required visibility triangle\$210.00 • Carport, awning and/or canopy without permit\$525.00 • Encroaching in required yards/open space\$525.00 • Keeping vacant –unsecured structure which is considered a public nuisance\$525.00 • Failure to provide six-foot high CBS wall\$525.00 • Schedule of district regulations –illegal rooming house.....\$525.00 • Illegal garage sale\$52.50 • Occupying a live-aboard vessel (houseboat or house barge)....\$525.00 • Barbed wire adjacent to residential\$210.00 • Temporary political campaign signs\$105.00 • Adult entertainment closer than 600 feet to residential zoned property\$525.00 • Adult entertainment not permitted in C-1 zoned property.....\$525.00 • Mobile homes parking prohibited\$525.00 • Illegal mixed use\$210.00 • Parking truck(s) used as storage space.....\$210.00 • No required off-street parking to be used as storage of materials or supplies.....\$210.00 • Illegal CBRF without certificate of use.....\$525.00 • Illegal shed.....\$210.00 • Illegal rooming house without certificate\$525.00 • Eliminating or reducing off-street parking spaces.....\$210.00 • Failure to provide required off-street parking.....\$525.00 • Illegal office trailer.....\$525.00 • Removal of handicapped sign.....\$210.00 • Improperly located fence, wall or hedge.....\$52.50 • Failure to protect sidewalks and pavements from damage incidental to construction work.....\$52.50 • Sidewalk shed –failure to provide sidewalk shed.....\$52.50 • Failure to provide construction fence\$52.50 • Failure to prevent the falling of paint or debris over public sidewalks or other places of public use\$52.50 • Unlawful discharge of sewage or any sanitary waste onto the ground creating a nuisance and/or health hazard.....\$105.00

Resource V – Fines and Forfeitures

Name:	Fines –Other Fines And/Or Forfeits
Fees/Computations:	<p>Code Enforcement Admin. Fee (cont.)</p> <ul style="list-style-type: none"> • Unlawful discharge of rainwater or other liquid waste or allowing same to be disposed onto or across adjoining private or public property or sidewalk\$52.50 • Failure of contractor to get permit.....\$262.50 • Failure of homeowner to get permit\$210.00 • All other South Florida Building Code violations\$210.00 <p>Plan Checking Fee</p> <ul style="list-style-type: none"> • Fence, wall, slab, sign or underground tank permit\$13.00 • Single-family or duplex residential construction, reconstruction, remodeling, renovation, repair, or addition permit.....\$30.00 • Multi-residential and all non-residential construction, reconstruction, remodeling, renovation, repair or addition permit\$90.00 • Expedited plan review service for special projects <ul style="list-style-type: none"> o Outside source review fee..... Cost + 15% o In-house review fee..... \$262.50 <p>Sprinkler System Inspection</p> <ul style="list-style-type: none"> • Inspection fee for fire flow test\$250.00 • Flow test information calculations for requests other than building permits\$50.00 • Standpipe pressure tests\$250.00 • All new and existing buildings having sprinkler system installed. The fee for these tests shall be as follows: <ul style="list-style-type: none"> o 0 to 20 heads\$210.00 o Rough inspection 21 to 49 heads an additional\$210.00 o Rough inspection over 49 heads, per head\$0.40 • Fire suppression system test and inspection/recertification: <ul style="list-style-type: none"> o 0 Acceptance test up to 20 heads\$175.00 o Acceptance test 21 to 49 heads an additional\$250.00 o Acceptance test over 49 heads, per additional heads\$0.40 • Fire alarm acceptance test and inspection/recertification: <ul style="list-style-type: none"> o One to six devices\$150.00 o Seven to 100 devices an additional\$250.00 o Each device over 100\$1.40 o Re-inspection for alarm acceptance\$105.00 o Third or more re-inspections, each\$138.00

Resource V – Fines and Forfeitures

Name:	Fines –Other Fines And/Or Forfeits						
Fees/Computations:	<p>Code Enforcement Admin. Fee (cont.)</p> <ul style="list-style-type: none"> • When a reinspection is required due to system failure the fees shall be as follow: <table style="width: 100%; border-collapse: collapse;"> <tr> <td style="width: 80%;">First reinspection</td> <td style="text-align: right;">\$70.00</td> </tr> <tr> <td>Second reinspection</td> <td style="text-align: right;">\$80.00</td> </tr> <tr> <td>Third or more reinspections</td> <td style="text-align: right;">\$138.00</td> </tr> </table> <p>Salvage</p> <ul style="list-style-type: none"> • Based on salvage value or amount received at sale, and the number of salvage items. <p>Code Enforcement Penalty</p> <ul style="list-style-type: none"> • Maximum Daily Fine\$250.00 • Maximum Daily Fine for repeated violations\$500.00 • Administrative Fee.....\$50.00 <p>Crushed Car Sales</p> <ul style="list-style-type: none"> • Based on salvage value or amount received at sale, and the number of salvage items. <p>Zoning Violation Letters</p> <ul style="list-style-type: none"> • Per Violation Notice/Letter.....\$50.00 <p>Ticketing –Administrative Fee</p> <ul style="list-style-type: none"> • Ten (10%) percent of the dollar amount of the civil penalty of a violation for each contested violation. <p>Code Enforcement Penalty</p> <p>Fine mitigation per City of Miami Code Section 2.817 (d)</p>	First reinspection	\$70.00	Second reinspection	\$80.00	Third or more reinspections	\$138.00
First reinspection	\$70.00						
Second reinspection	\$80.00						
Third or more reinspections	\$138.00						

Resource V – Fines and Forfeitures

Name:	Fines –Judgment and Fines
Revenue Category:	Fines and Forfeitures
Receiving Fund(s):	General Fund
Object Code:	462000 – Red Light Camera Violations
Purpose:	To collect funds from Red Light Camera Violations
Receiving Department:	Planning and Zoning, CIP Departments
Frequency of Collection:	Daily
Use of Revenue:	<ul style="list-style-type: none"> • General Governmental Activities
Legal Authority:	<ul style="list-style-type: none"> • State of Florida Statutes, 316.003, 316.008, 316.074, 316.075, 316.0083, 316.640, 316.650, 316.0745, 316.0776, 316.00831 • City of Miami Ordinance (File ID 13-00747)
Fees/Computations:	<p>Option A - Pay the citation - Individual pays citation of \$158 (fine amount is defined per state legislation); State share is \$83: General Fund, \$70: Trauma Center, \$10; Miami Center to Cure Paralysis, \$3 City share is \$75; City and ATS split revenue from camera with 60% (\$45) going to City and 40%, (\$30) to ATS for program management</p> <p>Option B - Transfer liability to the individual who was driving through submittal of an affidavit</p> <p>Option C - If an individual requests a NOV hearing through process established by the City, the following are the potential outcomes of the hearing:</p> <ol style="list-style-type: none"> 1. Individual found not liable - violation dismissed, they pay nothing 2. Individual cancels hearing within allowed time (at least 5 days before scheduled date) and pays fine (\$158) + administrative fee (\$50) 3. Violator found liable at hearing: <ol style="list-style-type: none"> a. Violator pays \$158 fine plus an \$85 fee. New legislation allows up to \$250 as an administrative fee, however, City is proposing a cost recovery-only administrative fee of \$85. b. Violator does NOT pay: Registration Hold, \$158 plus \$85 in admin. fees c. Violator may appeal to Circuit Court 4. Violator does not show up for hearing, is found liable <ol style="list-style-type: none"> a. Violator pays \$158 fine plus \$85 in administrative fees b. Violator does NOT pay: Registration Hold, \$158 fine plus \$85 in administrative fees c. Violator may appeal to Circuit Court 5. Violator requests to reschedule hearing at least 5 days before original hearing date (allowed to reschedule 1 time)

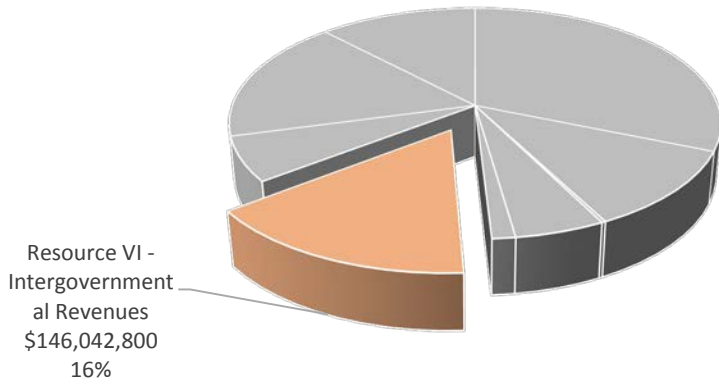
Resource V – Fines and Forfeitures

Name:	Fines –Judgment and Fines
Fees/Computations:	<p>Option D - If no action is taken, after 60 days the ticket becomes a UTC which can be appealed through the Miami-Dade Court System. The following illustrates possible outcomes:</p> <ol style="list-style-type: none"> 1. Transfer liability to the individual who was driving via submittal of an affidavit 2. Violator Pays UTC (\$277) resulting from the \$158 fine and \$119 in administrative county court costs. 3. Violator requests hearing before Miami-Dade County Court <ol style="list-style-type: none"> i. Individual is found not liable - UTC is dismissed, they pay nothing ii. Violator found liable <ol style="list-style-type: none"> a. Violator pays fine b. Violator does not pay and county has option to suspend Driver's License. c. Violator can appeal to Circuit Court. iii. Violator does not show up for hearing - \$277 UTC + option to suspend Driver's license 4. Violator does nothing - \$277 UTC + option to suspend Driver's license
Exemptions:	<ul style="list-style-type: none"> • None

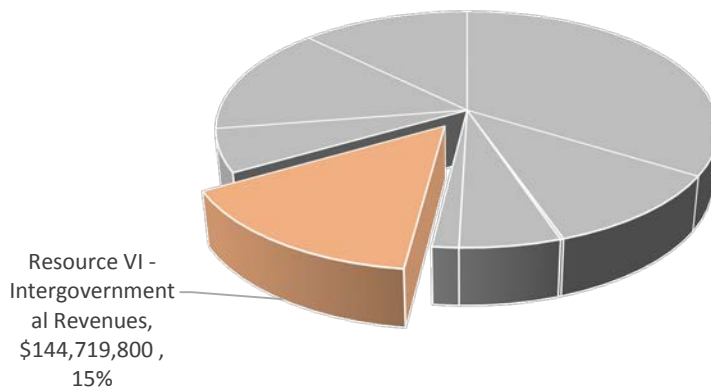
Resource VI – Intergovernmental Revenues

Intergovernmental Revenues – Revenues received from Federal, State and other local government sources which are used to (a) support the statute or budget, which requires expending them, and (b) represent the City’s proportionate share from taxes assessed by the State of Florida and Miami-Dade County.

**Adopted Budget
FY 2015-16**



**Revenue Budget
FY 2016-17**



This Page Left Intentionally Blank

Resource VI – Intergovernmental Revenues

Name:	Federal Grants
Revenue Category:	Intergovernmental Revenue
Receiving Fund(s):	General Fund and Special Revenue Fund
Object Code:	431000 - Federal Grants
Purpose:	<ul style="list-style-type: none"> • To collect revenues provided by the US Department of Agriculture for reimbursement of institutionalized programs that provide meals and cooking apparatus for schools and child care programs that cater to the economically disadvantaged. • Funds received from the US Department of Justice in support of sponsored programs and activities. Not a recurring budget resource. • Revenues received from FEMA to reimburse the City of Miami for eligible costs related to declared disasters/emergencies. This is not a recurring budget resource.
Receiving Department:	Various City of Miami Departments
Frequency of Collection:	Collection Period is Non-Specific
Use of Revenue:	<ul style="list-style-type: none"> • General Governmental Activities • US Department of Justice sponsored programs and activities. • Reimbursement of eligible costs previously paid by the General Fund.
Name:	Federal Grants
Legal Authority:	<p>US Department of Agriculture</p> <ul style="list-style-type: none"> • City of Miami Ordinance #9938, 12/13/84 • City of Miami Ordinance #10568, 04/13/89 <p>US Department of Health and Human Services</p> <ul style="list-style-type: none"> • City of Miami Ordinance #10435, 05/12/88 • City of Miami Ordinance #10567, 04/13/89 <p>US Department of Justice</p> <ul style="list-style-type: none"> • City of Miami Ordinance #10176, 4/14/88 • City of Miami Ordinance #10416, 4/14/88 • City of Miami Ordinance #10451, 7/14/88 <p>FEMA – Loan/Disaster Relief</p> <ul style="list-style-type: none"> • Upon declaration of emergency/disaster.
Fees/Computations:	<p>US Department of Agriculture</p> <p>Based on economic category of each child enrolled in the program. If two-thirds or more of the total enrollment is considered economically disadvantaged, the U.S. Department of Agriculture will reimburse the City of Miami based on the following limits:</p> <ul style="list-style-type: none"> • Summer lunch, per child \$3.21 • Per supplement..... \$.75
Exemptions:	<ul style="list-style-type: none"> • None

Resource VI – Intergovernmental Revenues

Name:	State Grants
Revenue Category:	Intergovernmental Revenues
Receiving Fund(s):	General Fund and Special Revenue Fund
Object Code:	434000 - State Grants
Purpose:	Funds received from the State of Florida for the operation of sponsored programs and activities. This is not a recurring budget resource.
Receiving Department:	Parks and Recreation Department
Frequency of Collection:	Collection Period is Non-Specific
Use of Revenue:	<ul style="list-style-type: none"> • Reimbursement of related program costs.
Legal Authority:	<ul style="list-style-type: none"> • Upon award of program by the State of Florida and approval by the City of Miami Commission.
Fees/Computations:	<ul style="list-style-type: none"> • As applicable per grant agreement
Exemptions:	<ul style="list-style-type: none"> • None

Resource VI – Intergovernmental Revenues

Name:	State Shared Revenue
Revenue Category:	Intergovernmental Revenue
Receiving Fund(s):	General Fund, Special Revenue Fund and Debt Service Fund
Object Code:	435000 -01-02 State and Municipal Shared Revenues, Half Cent Sales Tax
Purpose:	<ul style="list-style-type: none"> • To collect a proportionate share of revenues from taxes assessed by the State of Florida as part of the eight cents motor fuel tax, eleven cents cigarette tax and the City of Miami share of the automobile road tax. • To collect revenues from a State of Florida license fee for motor vehicles. Mobile Homes are subject to license fee unless classified and taxed as real property. This license fee is in lieu of ad valorem taxes. • Proportionate revenues received from the State of Florida for tax imposed on the sale of cigarettes and remitted to Miami-Dade County for distribution to applicable municipalities. This is no longer a recurring budget resource. • To collect revenues from State of Florida for approved licenses to engage in the business of manufacturing, bottling, distributing, selling or dealing with alcoholic beverages. • To collect revenues from proceeds of a tax of six percent (6%) levied on sales, use and other transactions. To receive this revenue the City of Miami must be eligible for state revenue-sharing distributions and must meet the millage requirements outlined in State of Florida Statute 200.065. • To collect revenues from the State of Florida Insurance Commissioner Regulatory Trust Fund to provide monetary compensation to firefighters who have degrees (Bachelor's or Associate's) that are not a requirement for the position held.
Receiving Department:	Finance Department, Fire Department
Frequency of Collection:	Monthly
Use of Revenue:	<ul style="list-style-type: none"> • General Governmental Activities <p>Fire Fighters' Supplemental Compensation</p> <p>Paid to eligible City of Miami Firefighters who have degrees (Bachelor's or Associate's) that are not a requirement for the position held.</p>

Resource VI – Intergovernmental Revenues

Name:	State Shared Revenue
Fees/Computations (cont.):	<p>State of Florida Revenue Sharing (cont.)</p> <p>Part III- $\frac{\text{Weighted City of Miami Population}}{\text{Total Statewide Weighted Municipal Population}}$</p> <ul style="list-style-type: none"> Where the weighted City of Miami population is calculated as: $\frac{\text{Statewide Total Municipal Assessed Value Per Capita}}{\text{City of Miami Population}} \times \text{City of Miami Assessed Value Per Capita}$ <p>Apportionment Factor- $\frac{\text{Part 1} + \text{Part 2} + \text{Part 3}}{3}$</p> <p>City of Miami Share- Apportionment Factor x Total Available Funds</p> <p>State of Florida Mobile Home License</p> <ul style="list-style-type: none"> Not exceeding 35 feet in length..... \$20.00 Over 35 feet, less than 40 feet in length..... \$25.00 Over 40 feet, less than 45 feet in length..... \$30.00 Over 45 feet, less than 50 feet in length..... \$35.00 Over 50 feet, less than 55 feet in length..... \$40.00 Over 55 feet, less than 60 feet in length..... \$45.00 Over 60 feet, less than 65 feet in length..... \$50.00 Over 65 feet in length \$80.00 <p>Dealer License Plate..... \$12.50</p> <p>Exempt or Official License Plate \$3.00</p> <p>State of Florida Cigarette Tax</p> <ul style="list-style-type: none"> 2.9% of net monthly collections remitted from the State of Florida for County use. <p>Business License –Liquor</p> <ul style="list-style-type: none"> Temporary License Fee (State).....$\frac{1}{4}$ annual license fee or \$100.00, whichever is greater.

Resource VI – Intergovernmental Revenues

Name:	State Shared Revenue
	<ul style="list-style-type: none"> • Application Fee (State).....\$25.00 • New Liquor License Fee (State).....\$5,000 • Delinquent Charge (State).....\$5.00 per month or 5% of license fee, whichever is greater. • City of Miami Share.....38% of all license fees collected within the City.
Fees/Computations (cont.):	<p>Half Cent Sales Tax</p> <ul style="list-style-type: none"> • Percentage of proceeds remitted pursuant to Part I, Chapter 212 of the State of Florida Statute by a sales tax dealer located within Miami-Dade County..... 9.888% • The portion for the City of Miami is computed as follows: <div style="margin-left: 40px;"> <u>Total City of Miami Population</u> Total Miami-Dade County Population + Two-Thirds Un-Incorporated Miami-Dade County </div> <p>Fire Fighters’ Supplemental Compensation</p> <ul style="list-style-type: none"> • Firefighter with Associate’s Degree, monthly..... \$50.00 • Firefighter with Bachelor’s Degree, monthly \$110.00
Exemptions:	<p>Fire Fighters’ Supplemental Compensation</p> <ul style="list-style-type: none"> • Only applicable to firefighter positions.

Resource VI – Intergovernmental Revenues

Name:	Shared Revenue From Other Local Units
Revenue Category:	Intergovernmental Revenues
Receiving Fund(s):	General Fund and Special Revenue Fund
Object Code:	438000 – 010 Shared Revenues From Other Local Units and Miami Parking Authority
Purpose:	<ul style="list-style-type: none"> • Key Biscayne-City Contract for shared resources parking • Contributions received from the Miami Parking Authority based on excess collections over expenditures.
Receiving Department:	Fire Department, Finance Department
Frequency of Collection:	Collection Period is Non-Specific
Use of Revenue:	<ul style="list-style-type: none"> • General Governmental Activities
Legal Authority:	
Fees/Computations:	<p>Key Biscayne-City Contract</p> <ul style="list-style-type: none"> • Based on agreed upon contract amount. <p>Contributions from Miami Parking Authority</p> <ul style="list-style-type: none"> • Based on excess revenues over total expenditures for the Miami Parking Authority,
Exemptions:	<ul style="list-style-type: none"> • None

Resource VI – Intergovernmental Revenues

Name:	Payments From Other Local Units In Lieu Of Taxes
Revenue Category:	Intergovernmental Revenues
Receiving Fund(s):	General Fund and Special Revenue Fund
Object Code:	439000 - Payments From Other Local Units In Lieu Of Taxes
Purpose:	<ul style="list-style-type: none"> • To collect revenue for foregone tax revenue from exempt properties.
Receiving Department:	Finance Department
Frequency of Collection:	Collection Period is Non-Specific
Use of Revenue:	<ul style="list-style-type: none"> • General Governmental Activities
Legal Authority:	<ul style="list-style-type: none"> •
Fees/Computations:	<ul style="list-style-type: none"> • None
Exemptions:	<ul style="list-style-type: none"> • None

Resource VI – Intergovernmental Revenues

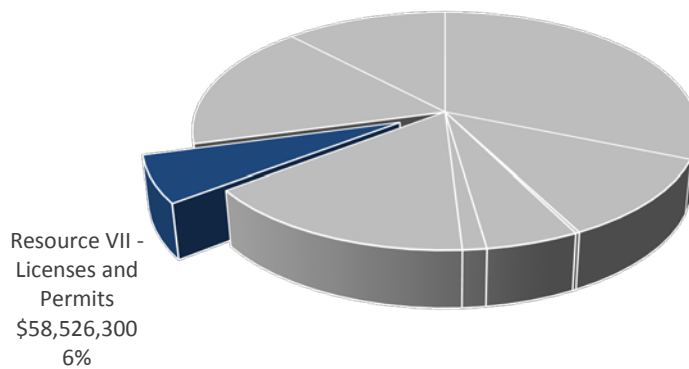
Revenue Category:	Intergovernmental Revenues
Receiving Fund(s):	General Fund
Object Code:	489900 - Other-Other Non-Operating Sources
Purpose:	Revenues received from miscellaneous intergovernmental sources. This is not a recurring budget resource.
Receiving Department:	Finance Department, Fire Department, Police Department, Risk Management, City Clerk Office
Frequency of Collection:	Collection Period is Non-Specific
Use of Revenue:	<ul style="list-style-type: none"> • General Governmental Activities
Legal Authority:	<ul style="list-style-type: none"> • None
Fees/Computations:	<ul style="list-style-type: none"> • None
Exemptions:	<ul style="list-style-type: none"> • None

This Page Left Intentionally Blank

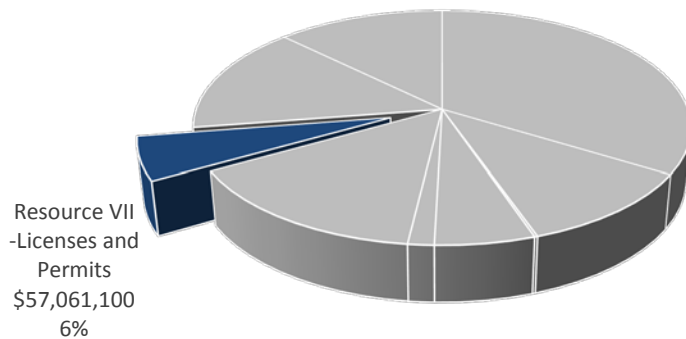
Resource VII – Licenses and Permits

Licenses and Permits – The revenues in this category are generated from the issuance of local licenses and permits. There are three major types of licenses issued by the City: (1) Professional and Occupational Licenses, which are required for the privilege of engaging in certain trades, occupations and other activities; (2) Building Permits, which are fees for permits issued for the construction of, alterations and additions to buildings, roofing, electrical etc. and (3) Other licenses and permits, which includes permits required for activities not related to otherwise specified above (i.e. Fireworks Permits and Bench Permits).

**Adopted Budget
FY 2015-16**



**Revenue Budget
FY 2016-17**



This Page Left Intentionally Blank

Resource VII – Licenses and Permits

Name:	Occupational Licenses
Revenue Category:	Licenses and Permits
Receiving Fund(s):	General Fund
Object Code:	421000 - Occupational Licenses
Purpose:	To collect the City’s share of issued fees by Miami-Dade County contractors’ occupational licenses.
Receiving Department:	Finance Department
Frequency of Collection:	Daily
Use of Revenue:	<ul style="list-style-type: none"> • General Governmental Activities
Name:	Occupational Licenses
Legal Authority:	<ul style="list-style-type: none"> • State of Florida Statutes, Chapter 205 • Miami-Dade County Code, Sections 10.24, 10.27-10.28
Fees/Computations:	<ul style="list-style-type: none"> • General Contractor \$300.00 • Sub-General Contractor \$250.00 • Sub-Building Contractor \$200.00 • Specialty Building Contractor \$175.00 <ul style="list-style-type: none"> ○ Each additional specialty building category listed in each certificate of competency \$25.00 • General Engineering Contractor \$300.00 • Specialty Engineering Contractor \$175.00 <ul style="list-style-type: none"> ○ Each additional specialty building category listed in each certificate of competency \$25.00 • Plumbing Contractor \$200.00 • Specialty Plumbing Contractor \$175.00 <ul style="list-style-type: none"> ○ Each additional specialty building category listed in each certificate of competency \$25.00 • Liquid Petroleum Gas Installation Contractor \$200.00 • Electrical Contractor \$200.00 • Specialty Electrical Contractor \$175.00 <ul style="list-style-type: none"> ○ Each additional specialty building category listed in each certificate of competency \$25.00 • General Mechanical Contractor \$200.00 • Specialty Mechanical Contractor \$175.00 <ul style="list-style-type: none"> ○ Each additional specialty building category listed in each certificate of competency \$25.00
Exemptions:	<ul style="list-style-type: none"> • None

Resource VII – Licenses and Permits

Name:	Occupational Licenses-Business
Revenue Category:	Licenses and Permits
Receiving Fund(s):	General Fund
Object Code:	421100 - Occupational Licenses-Business
Purpose:	To collect fees charged for licenses on privileges, businesses, professions or occupations. Additionally, this revenue serves the purpose of regulation.
Receiving Department:	Finance Department, Police Department
Frequency of Collection:	Annually
Use of Revenue:	<ul style="list-style-type: none"> • General Governmental Activities
Legal Authority:	<ul style="list-style-type: none"> • State of Florida Statutes, Chapter 1.01(15), 205.063, 205.162, 205.171, 205.191, 205.192, 205.193 • City of Miami Code, Section 31.29-34 • City of Miami Ordinance #10303, 7/23/87 • City of Miami Ordinance #10387, 2/18/88 • City of Miami Ordinance #10537, 1/12/89 • City of Miami Ordinance #10991, 6/11/92 • City of Miami Ordinance #11086, 9/27/93 • City of Miami Ordinance #11287, 7/13/95 • City of Miami Ordinance #11825, 7/27/99 • City of Miami Ordinance #12885, 2/8/07 • City of Miami Ordinance #12885, 2/8/07 • City of Miami Ordinance #13106, 10-8-09 • City of Miami Ordinance #13140, 2-11-10 • City of Miami Ordinance #13213, 10-14-10 • City of Miami Ordinance #13230, 11-18-10 • City of Miami Ordinance #13336, 7-26-12
Fees/Computations	<p>A</p> <p>Abstract and/or Title \$236.00 (Requires insurance company license if title insurance is provided)</p> <p>Accountancy</p> <ul style="list-style-type: none"> • Accounting Professional Association, Corporation or Firm \$116.00 • Accounting/Bookkeeping Service \$116.00 • Certified Public Accountant \$116.00 <p>Acupuncturist \$116.00 (State license required from the Department of Professional Regulation)</p>

Resource VII – Licenses and Permits

Name:	Occupational Licenses-Business
Fees/Computations (cont.):	<p>Addressing, Mailing and Sorting Services..... \$99.00</p> <p>Administration Office \$131.00 (Requires a main office at another location)</p> <p>Adult Care Facility \$99.00 (Requires a Certificate of Licensure from the Department of Health and Rehabilitative Services)</p> <p>Adult Congregate Living Facility \$99.00 (Requires a Certificate of Licensure from the Department of Health and Rehabilitative Services)</p> <p>Advertising</p> <ul style="list-style-type: none"> • Advertising agency, company, trade inducement \$667.00 company, or individual/other as provided • Aircraft Advertising \$120.00 • Contracting Advertising in/or on buses \$120.00 • Where No Vehicle is Used..... \$120.00 • Where Vehicle is Used, Each Vehicle \$120.00 • Distributing circulars, pamphlets and other advertising matter (not to apply to merchants duly licensed, advertising their own goods and services) \$120.00 • Outdoor Advertising, less than 50 displays..... \$236.00 • Outdoor Advertising, more than 50 displays, each display <p>Bakeries</p> <ul style="list-style-type: none"> • Bakery products distributors, selling or distributing bakery products not manufactured within corporate limits of the City of Miami, each distributor \$480.00 <p>Ballrooms or Dance Halls –See “Dance Halls”.</p> <p>Bankruptcy and Closing-Out Sales</p> <ul style="list-style-type: none"> • Initial License: <ul style="list-style-type: none"> ○ Not exceeding fifteen days \$61.00 ○ Not exceeding thirty days \$122.00 ○ Not exceeding sixty days..... \$184.00

Resource VII – Licenses and Permits

Name:	Occupational Licenses-Business
Fees/Computations (cont.):	<ul style="list-style-type: none"> • A tax per thousand dollars of the price set forth on the inventory provided for in section 32 of the City of Miami Code: provided that no such license shall be issued for more than sixty days <ul style="list-style-type: none"> ○ \$2.00 ○ Supplemental license \$99.00 • Purchasing at sale under assignment for benefit of creditors or for trustee in bankruptcy and advertising as bankrupt or distressed stock in resale, for each and every day during continuance of the sale \$293.00 <p>Banks including Domestic, Foreign, International, Edge Act Banks, Savings and Loan Associations, Savings Company, Trust Company and Building and Loan Associations</p> <ul style="list-style-type: none"> • Every person, partnership or incorporated or unincorporated business entity firm or corporation engaged in business as a bank, trust company, savings company, building and loan association, savings and loan association, whether owner, agent, broker or otherwise, shall pay a license tax for each place of business. <ul style="list-style-type: none"> ○ \$727.00 <p>Barbers, Beauty Shop Operators, and Schools</p> <ul style="list-style-type: none"> • Barbers, Hair Stylists, & Hair Designers \$14.00 • Assistant Barbers & Beauty Operators \$14.00 • Barber or Beauty School \$210.00 • Manicurist \$14.00 • Pedicurist \$14.00 <p>(State license required. These licenses shall be issued based on the classification as determined by the Department of Professional Regulations)</p> <p>Barbershops, Hair Styling Studios and Hair Styling Salons</p> <ul style="list-style-type: none"> • First chair..... \$19.00 • Each additional chair..... \$14.00 <p>(State license required from the Department of Professional Compliance)</p>

Resource VII – Licenses and Permits

Name:	Occupational Licenses-Business
Fees/Computations (cont.):	<p>Beauty Parlors, Hair Styling Studios, and Hair Styling Salons</p> <ul style="list-style-type: none"> • First chair..... \$20.00 • Each additional chair..... \$15.00 • Each permanent-wave machine \$14.00 • Each manicure or pedicure table \$14.00 • Each waxing or acrylic nail machine or table..... \$14.00 <p style="text-align: center;">(State license required from the Department of Professional Compliance)</p> <p>Beepers –Paging and Signaling Business –See “Telecommunication Service”.</p> <p>Bicycle –Repair and Rental. Alone or in connection with any other business.\$120.00</p> <p>Billiard, Pool or Bagatelle Tables. Operated wholly or in part for profit, alone or in connection with any other business \$42.00</p> <p>Bingo or Guest Games \$58.00</p> <p>Blueprinting Maps and Plat Makers. Alone or in connection with any other business \$99.00</p> <p>Boarding Houses</p> <ul style="list-style-type: none"> • Not exceeding ten rooms..... \$42.00 • More than ten rooms, each additional room \$2.00 <p>Boats and Marine Facilities</p> <ul style="list-style-type: none"> • Marine Ways and Docks not licensed as a boat and/or shipyard, with capacity for hauling boats as follows: <ul style="list-style-type: none"> ○ Not exceeding 3-foot draft \$42.00 ○ More than 3, not more than 5-foot \$68.00 ○ More than 5-foot draft..... \$135.00 • Boat Storage, Basins, and Sheds. Alone or in connection with any other business, with storage space as follows: <ul style="list-style-type: none"> ○ Not exceeding 7,500 sq. feet \$68.00 ○ More than 7,500, not more than 15,000 \$135.00 ○ More than 15,000 sq. feet \$267.00

Resource VII – Licenses and Permits

Fees/Computations (cont.):	<ul style="list-style-type: none"> • Boat and Shipyard having capital investment as follows: <ul style="list-style-type: none"> ○ Not exceeding \$10,000 \$68.00 ○ More than \$10,000, less than \$25,000 \$135.00 ○ More than \$25,000, less than \$50,000 \$200.00 ○ More than \$50,000, less than \$100,000 \$267.00 ○ More than \$100,000 \$400.00 • Brokers –Boats, Ships and Yachts \$215.00 • Charter Fishing Boats, each..... \$30.00 • Designers and Builders, not licensed as a boat and/or shipyard \$120.00 • Excursion, Sightseeing, and Deep Sea Fishing \$30.00 • Ferry and Sightseeing Boats. Owners, operators or managers of boat used wholly or in part as ferry or sightseeing boat, each boat with passenger capacity as follows: <ul style="list-style-type: none"> ○ Not exceeding ten passengers \$27.00 ○ More than ten, less than fifty \$42.00 ○ More than fifty passengers \$68.00 • Party and Touring Boats. Owners, operators or managers of boat used wholly or in part as livery, party or touring boat, each boat with accommodations as follows: <ul style="list-style-type: none"> ○ Not exceeding five persons..... \$27.00 ○ More than five, less than ten persons \$42.00 ○ More than ten persons \$68.00 • Canoes, Rowboats, Sailboats and Sailboats for Hire. Alone or in connection with any other business. <ul style="list-style-type: none"> ○ Not exceeding ten boats \$26.00 ○ More than ten boats \$65.00 • Peddling. Owners, operators or managers of boat used wholly or in part for peddling. <ul style="list-style-type: none"> ○ Not exceeding 40 feet in length..... \$42.00 ○ More than 40 feet in length..... \$68.00 • Service or Fuel Supply Boats. Owners, operators or managers of boat used wholly or in part as gasoline, oil, or other fuel or supply boat. Alone or in connection with any other business, each boat <ul style="list-style-type: none"> ○ \$99.00
---------------------------------------	--

Resource VII – Licenses and Permits

Name:	Occupational Licenses-Business
Fees/Computations (cont.):	<ul style="list-style-type: none"> • Marine Towing and Lightering. Owners, operators or managers of boat wholly or in part for towing or lightering. Alone or in connection with any other business. <ul style="list-style-type: none"> ○ Not exceeding two towboats..... \$68.00 ○ More than two towboats..... \$135.00 ○ For each barge or lighter in excess of the number of towboats licensed hereunder or for each barge or lighter not permitted in connection with a towboat \$15.00 Bonding Companies or Individual Bondsman <ul style="list-style-type: none"> • Criminal or appeal bonds \$320.00 • Bail Bondsmen, Professional Bondsmen, or Surety Bondsmen \$99.00 Book Bindery Service or Agent. Alone or in connection with any other business \$99.00 Bookstore. See “Merchants Retail”. Botanical \$99.00 Botanical or Zoological Garden or Similar Establishments..... \$320.00 Bottled Water. See “Water”. Bottling Works \$320.00 Bottled Gas. See “Gas Company”. Bowling Alleys <ul style="list-style-type: none"> • One alley \$68.00 • Each additional alley \$40.00 Business Opportunity Broker..... \$99.00 Butchers and Butcher Shops <ul style="list-style-type: none"> • Wholesale Butchers \$480.00 • Retail Butchers <ul style="list-style-type: none"> ○ Not exceeding two cutters..... \$27.00 ○ More than two, less than five cutters..... \$68.00 ○ More than five cutters \$135.00

Resource VII – Licenses and Permits

Name:	Occupational Licenses-Business
Fees/Computations (cont.):	<p>C</p> <p>Cabarets or Nightclubs \$1,826.00 (Certificate of use and notarized statement required)</p> <p>Calculating and Statistical Services..... \$99.00</p> <p>Carnivals, Circuses, Street Shows, Exposition Companies or Shows or Performances Given in any Temporary Enclosure.</p> <ul style="list-style-type: none"> ○ First day..... \$366.00 ○ Each day thereafter..... \$183.00 <p>Carnivals or Circuses held in a facility owned and operated by the City of Miami where a fee has been charged for use of the facility.</p> <ul style="list-style-type: none"> ○ First day..... \$183.00 ○ Each day thereafter..... \$88.00 <p>Carpet, Rugs and Furniture Cleaning..... \$99.00</p> <p>Carpets and Rugs Installation \$99.00</p> <ul style="list-style-type: none"> ○ When not licensed under merchants as a carpet dealer \$99.00 <p>Caterer and/or Catering \$99.00</p> <p>Charitable Organization. No occupational business license required of any charitable, religious, fraternal, youth, civic service, or other such organization when the organization makes occasional sales or engages in fund-raising projects performed exclusively by the members thereof and when the proceeds derived from the activities are used exclusively in organization.</p> <p>Chemist..... \$116.00</p> <p>Check Cashing Service and Currency Exchange. Alone or in connection with any other business..... \$99.00</p> <p>Chiropractic Physician \$116.00 (State license required from the Department of Professional Regulation)</p>

Resource VII – Licenses and Permits

Name:	Occupational Licenses-Business
Fees/Computations (cont.):	<p>Cigars and Tobaccos (Not Cigarettes)</p> <ul style="list-style-type: none"> • Retail Dealers. Alone or in connection with any other business (except drugstores) carrying stock as follows: <ul style="list-style-type: none"> ○ Not more than \$100..... \$40.00 ○ More than \$100, less than \$250 \$75.00 ○ More than \$250, less than \$500 \$185.00 ○ More than \$500 \$367.00 • Manufacturers. Employing persons, including owners and workmen. <ul style="list-style-type: none"> ○ Not exceeding five persons..... \$68.00 ○ More than five, less than ten persons \$135.00 ○ More than ten, less than fifteen persons \$267.00 ○ More than fifteen, less than twenty-five persons \$400.00 ○ More than twenty-five persons \$533.00 <p>Circus Parades \$99.00 (License required whether parades are initiated in or out of the City of Miami. Parades not permitted without approval of the Chief of Police, City of Miami)</p> <p>Clinical Social Worker \$116.00 (State license is required from the Department of Professional Regulation)</p> <p>Clothing</p> <ul style="list-style-type: none"> • Alterations. Alone or in connection with any other business \$99.00 • Custom Tailor –Retail..... \$68.00 • Manufacturer. See “Manufacturer”. • Non-Resident Manufacturer. See “Mercantile Broker”. • Secondhand Dealer. See “Secondhand Dealer”. <p>Clothing –Cleaning Business</p> <ul style="list-style-type: none"> • Laundry and/or Dry Cleaning Plant –Wholesale \$476.00 • Laundry Plant –Retail <ul style="list-style-type: none"> ○ Not exceeding five persons..... \$68.00 ○ More than five, less than ten persons \$135.00 ○ More than ten, less than fifteen persons \$267.00 ○ More than fifteen, less than twenty-five persons..... \$400.00 ○ More than twenty-five persons \$533.00 • Dry Cleaning –Retail..... \$215.00 • Laundry and/or Dry Cleaning Agency –Retail \$99.00

Resource VII – Licenses and Permits

Name:	Occupational Licenses-Business
Fees/Computations (cont.):	<p>Coin-Operated Machines</p> <ul style="list-style-type: none"> • Amusement Machines <ul style="list-style-type: none"> Radio, television, and other similar devices No operator license required..... \$183.00 <ul style="list-style-type: none"> ○ Each additional machine up to nine machines \$34.00 Radio, television, another similar devices operator license \$458.00 Amusement Machines. No Operator License Required. <ul style="list-style-type: none"> ○ First machine..... \$183.00 ○ Each additional machine up to nine machines \$34.00 Amusement Machines with Operator License. <ul style="list-style-type: none"> ○ Unlimited number of machines \$458.00 Mechanical Rides (All Types) <ul style="list-style-type: none"> ○ No operator’s license \$183.00 ○ Each additional machine up to thirteen machines \$34.00 Mechanical Rides (All Types) <ul style="list-style-type: none"> ○ Operator’s license, unlimited machines \$436.00 Photographing, Photocopying, and Laminating Machines \$26.00 Car Wash –Coined Operated \$99.00 • Service Vending Machines <ul style="list-style-type: none"> Music Machine <ul style="list-style-type: none"> ○ No operator license..... \$183.00 ○ Each additional machine up to thirteen machines \$22.00 Laundry Equipment \$69.00 <ul style="list-style-type: none"> ○ For each coin-operated machine \$1.00 Weighing Machines <ul style="list-style-type: none"> ○ More than one machine, less than five machines \$15.00 ○ More than five machines, less than fifty machines \$400.00 ○ More than fifty machines, less than one-hundred machines \$533.00 ○ More than one-hundred, less than one-hundred fifty machines \$533.00 ○ More than one-hundred fifty machines, each \$2.00 Service Machine –Other \$27.00 • Merchandise Vending Machines <ul style="list-style-type: none"> ○ Each machine \$15.00 ○ Beverage machine –dispensing..... \$23.00

Resource VII – Licenses and Permits

Name:	Occupational Licenses-Business
Fees/Computations (cont.):	<p>Cold Storage or Food Locker Rental \$99.00</p> <p>Collection Agency. Alone or in connection with any other business \$99.00</p> <p>Community-Based Residential Facilities..... \$99.00 (State license required from the Department of Rehabilitative Services.)</p> <p>Computer or Data Processing Service \$99.00</p> <p>Consultant –Business or Professional..... \$116.00</p> <p>Court Reporter or Public Stenographer..... \$116.00 (License required when office is located in the City of Miami and/or when an individual is registered with an agency located in the City of Miami; license required for each person registered with agency.)</p> <p>Credit Bureau. Alone or in connection with any other business. <ul style="list-style-type: none"> ○ Not exceeding five persons, each agency \$68.00 ○ More than 5 persons, each agency \$135.00 </p> <p>Customhouse Brokers..... \$99.00</p> <p>D</p> <p>Dance Halls and Ballrooms \$320.00 (Requires police department clearance.)</p> <p>Dance Studio <ul style="list-style-type: none"> ○ Teaching students under 18 years old \$68.00 ○ Teaching students over 18 years old \$183.00 </p> <p>Delicatessen. Alone or in connection with any other business\$99.00 (If stock exceeds \$200.00, a merchant’s license is required)</p> <p>Dental Hygienist \$116.00 (State license required from the Department of Professional Regulation.)</p> <p>Dental Laboratory..... \$116.00 (State license required from the Department of Professional Regulation.)</p> <p>Dentist \$116.00 (State license required from the Department of Professional Regulation.)</p>

Resource VII – Licenses and Permits

Name:	Occupational Licenses-Business
Fees/Computations (cont.):	<p>Dietician..... \$116.00 (State license required from the Department of Professional Regulation.)</p> <p>Disc Jockey..... \$99.00</p> <p>Display Room –For Hire..... \$120.00</p> <p>Dog or Small Animal Exhibit \$296.00</p> <p>Draftsman..... \$119.00</p> <p>Dramatic or Theatrical Troupes or Companies..... \$99.00</p> <p>Drugstore –Retail Dealer. When average value of stock of goods carried is as follows:</p> <ul style="list-style-type: none"> ○ Not exceeding \$1,000.00 \$55.00 ○ For each additional \$1,000.00 or fraction thereof \$6.00 <p>(State license required from the Board of Pharmacy if the drugstore has a pharmacy.)</p> <p>E</p> <p>Editors..... \$296.00</p> <p>Electrolysis..... \$99.00</p> <p>Electric, Light and Power Companies \$2,324.00</p> <p>Employment Agencies..... \$215.00</p> <p>Entertainers –Professional \$99.00</p> <p>Exhibitors, Per Day..... \$87.00</p> <p>F</p> <p>Fashion Designer \$116.00</p> <p>Film Development Service. Alone or in connection with any other business..... \$99.00</p> <p>Finance Company or Loan Agent..... \$480.00</p> <p>Firearms –Ammunition. Alone or in connection with any other business.</p> <ul style="list-style-type: none"> ○ Firearms and Ammunition Dealer..... \$296.00

Resource VII – Licenses and Permits

Name:	Occupational Licenses-Business
Fees/Computations (cont.):	<p>Fire Extinguisher Service..... \$99.00</p> <p>Fish</p> <ul style="list-style-type: none"> • Fish Market –Retail \$99.00 • Fish Commission Merchant or Wholesale Dealer \$236.00 • Packers or Shippers. See “Packers and Shippers.” <p>Flea Market. Each individual partnership or other incorporated or unincorporated business entity operating a flea market shall be required to pay the following amounts:</p> <ul style="list-style-type: none"> ○ One day \$183.00 ○ Two to twenty days, each day \$92.00 ○ Twenty-one to forty days, each day \$46.00 ○ Each day thereafter..... \$23.00 <ul style="list-style-type: none"> • When held in a facility owned and operated by the City of Miami where a fee has been charged for the use of the facility: <ul style="list-style-type: none"> ○ One day \$183.00 ○ Two to twenty days, each day \$92.00 ○ Twenty-one to forty days, each day \$46.00 ○ Each day thereafter..... \$23.00 <p>Florists \$62.00</p> <ul style="list-style-type: none"> • Flowers –Cut. Alone or in connection with any other business not licensed as a florist..... \$99.00 <p>Food Brokers. See “Mercantile Broker.”</p> <p>Fortune-Tellers, Astrologists, Card Readers, Character Readers, Spiritualists, Clairvoyants, Crystal Gazers, Graphologists, Hypnotists, Palmists, Phrenologists, and Persons Engaged in Similar Occupation</p> <ul style="list-style-type: none"> ○ Each practice \$891.00 <p>Franchise Broker and/or Dealer \$99.00</p> <p>Freight Forwarding and Claim Bureau. Alone or in connection with any other business \$99.00</p> <p>Funeral Home or Funeral Director..... \$296.00 (State license required from the Department of Professional Regulation. A separate license is required for embalmers.)</p> <ul style="list-style-type: none"> ○ Embalmers \$116.00

Resource VII – Licenses and Permits

Name:	Occupational Licenses-Business
Fees/Computations (cont.):	<p>G</p> <p>Game Room \$99.00</p> <p>Gas Company. Alone or in connection with any other business\$2,324.00</p> <p>Golf Driving Range or Course \$99.00</p> <p>Grocery –Retail. When average value of stocks of goods are as follows:</p> <ul style="list-style-type: none"> o Not exceeding \$1,000.00 \$27.00 Each additional \$1,000.00 or a fraction thereof \$6.00 <p>Guard, Security Patrol or Watchman</p> <ul style="list-style-type: none"> o Each principal or employer \$68.00 o Each additional employee over ten \$2.00 <p>(State license required from the State of Florida.)</p> <p>Gun Ranges, Target Cabinet or Similar Facilities. Alone or in connection with any other business..... \$236.00</p> <p>Gymnasium (Not Health Club or Studio) \$99.00</p> <p>H</p> <p>Halls or Banquet Rooms for Hire \$96.00</p> <p>Handwriting Analysis \$116.00</p> <p>Healing Art (State license required.).....99.00</p> <p>Health Club or Studio, each location \$99.00</p> <p>Health Testing Service (Lab Related) \$131.00</p> <p>Hearing Aid Specialist \$99.00 (State license required from the Department of Professional Regulation.)</p> <p>Helicopter Service, each helicopter..... \$99.00</p> <p>Home Healthcare Agency \$116.00</p> <p>Homeopathic or Drugless Physician \$116.00</p> <p>Hospitals, Sanitariums, Medical Centers and Similar Institutions Privately-Owned and Operated for Profit..... \$296.00</p>

Resource VII – Licenses and Permits

Name:	Occupational Licenses-Business
Fees/Computations (cont.):	<p>Hotel or Motel. Amount based on number of rooms, not including bathrooms or closets.</p> <ul style="list-style-type: none"> ○ Not exceeding ten rooms..... \$27.00 ○ More than ten rooms, each room \$2.05 <p>Hotel Service Representative \$236.00</p> <p>Hypnotherapist..... \$116.00 (State license required in one of the following categories: medicine, surgery, psychiatry, dentistry, osteopathic medicine, chiropractic, naturopath, podiatry, chiropody, and optometry.)</p> <p>I</p> <p>Ice</p> <p>Ice Distributors. Not licensed as Ice Manufacturers. Ice (cont.)</p> <ul style="list-style-type: none"> ○ Not exceeding two vehicles \$27.00 ○ More than two, less than four vehicles \$46.00 ○ More than four, less than seven vehicles \$68.00 ○ Each additional vehicle \$9.00 <p>Ice Manufacturers</p> <ul style="list-style-type: none"> ○ Each daily ton of capacity \$6.00 <p>Ice Retail Dealers. Alone or in connection with any other business \$99.00</p> <p>Ice Cream. Alone or in connection with any other business... \$67.00</p> <p>Immigration and Naturalization Services. Alone or in connection with any other business including passport or visa services \$99.00</p> <p>Import and Export Business, each broker \$131.00</p> <p>Inspection Services and Zoning. Alone or in connection with any other business \$99.00</p> <p>Insurance</p> <ul style="list-style-type: none"> ● Insurance Adjusters..... \$99.00

Resource VII – Licenses and Permits

Name:	Occupational Licenses-Business
Fees/Computations (cont.):	<ul style="list-style-type: none"> • Insurance Agency, General Agency, or Brokerage <ul style="list-style-type: none"> ○ One person..... \$68.00 ○ Each additional person..... \$9.00 (State license required from the Insurance Commissioner’s Office) • Insurance Agent or Solicitor, any kind \$99.00 • Insurance Companies or Associations..... \$483.00 Installation Service (non-contractors) \$108.00 Interior Decorator or Designer \$236.00 J Jai Alai or Pelota, per day \$12.00 Janitorial Service..... \$108.00 Jewelers –Professional or Diamond Cutters..... \$99.00 Jewelry. See “Merchants Retail.” Jewelry –Used. See “Secondhand Dealers.” Jewelry and Watch Repair. If only hand tools are used: <ul style="list-style-type: none"> ○ Not exceeding two people..... \$27.00 ○ More than two, less than five people \$42.00 ○ More than five people \$68.00 • If any power tools are used: <ul style="list-style-type: none"> ○ Not exceeding five people \$68.00 ○ More than five, less than ten people..... \$135.00 ○ More than ten, less than fifteen people \$267.00 ○ More than fifteen people..... \$400.00 K Key Duplicating Machines. Alone or in connection with any other business, each..... \$23.00 L Laboratory. Includes chemical, medical, optical, x-ray or others.

Resource VII – Licenses and Permits

Name:	Occupational Licenses-Business
Fees/Computations (cont.):	<ul style="list-style-type: none"> • Operated entirely by hand workers, employing persons, including owners and operators: <ul style="list-style-type: none"> ○ Not exceeding two people \$27.00 ○ More than two, less than five people \$42.00 ○ More than five people \$68.00 • Operated by one or more power machines, employing persons, including owners and operators: <ul style="list-style-type: none"> ○ Not exceeding five people \$68.00 ○ More than five, less than ten people \$135.00 ○ More than ten, less than fifteen people \$267.00 ○ More than fifteen, less than twenty-five people . \$381.00 ○ More than twenty-five people \$533.00 Landscape Development and Sales Company \$99.00 Landscape Architect \$116.00 (State license required from the Department of Professional Regulation.) Landscaping \$215.00 Land Surveyor \$116.00 (State license required from the Department of Professional Regulation.) Lawn Maintenance Business \$99.00 Loan Agents or Individuals <ul style="list-style-type: none"> • Loan Agent –Unsecured or Personal Property \$480.00 • Loan Agent –Loans Secured by Real Estate \$215.00 Locksmiths and Tool Grinders <ul style="list-style-type: none"> • By Hand. Operated entirely by hand workers without power machinery, including owners and operators: <ul style="list-style-type: none"> ○ Not exceeding two people \$27.00 ○ More than two, less than five people \$42.00 ○ More than five people \$68.00 • Power Tools. Where one or more power machines are used (not to include power tool sharpeners) employing persons, including owners and operators: <ul style="list-style-type: none"> ○ Not exceeding five people \$68.00 ○ More than five, less than ten people \$135.00 ○ More than ten, less than fifteen people \$267.00 ○ More than fifteen people \$400.00

Resource VII – Licenses and Permits

Name:	Occupational Licenses-Business
Fees/Computations (cont.):	<p>Lumber –Agents or Brokers. See “Mercantile Broker.”</p> <p>Lumberyard. Alone or in connection with any other business.</p> <ul style="list-style-type: none"> ○ Not exceeding 200,000 feet, board measure \$135.00 ○ More than 200,000, less than 500,000 feet, board measure \$267.00 ○ More than 500,000 feet, board measure \$400.00 <p>(License tax is based on the average stock of lumber.)</p> <p>M</p> <p>Mail Order or Catalog Company. See “Merchant’s Retail.”</p> <p>Manufacturers. Manufacturing or similar process where goods are sold at wholesale.</p> <ul style="list-style-type: none"> ● When operated entirely by hand workers, employing persons, including owners and operators: <ul style="list-style-type: none"> ○ Not exceeding two people \$27.00 ○ More than two, less than five people \$42.00 ○ More than five people \$68.00 ● Where one or more power machines are used (not to include power tool sharpeners) employing persons, including owners and operators: <ul style="list-style-type: none"> ○ Not exceeding five people \$68.00 ○ More than five, less than ten people \$135.00 ○ More than ten, less than fifteen people \$267.00 ○ More than fifteen people, less than twenty-five people \$400.00 ○ More than twenty-five people \$533.00 <p>Manufacturer’s Representative..... \$215.00</p> <p>Marriage and Family Therapist..... \$116.00 (State license required from the Department of Professional Regulation.)</p> <p>Massage, Establishment or Similar Business or Occupation ... \$99.00 (State license required from the Department of Professional Regulation.)</p> <p>Massage Therapist..... \$99.00</p> <p>Mental Health Counselor..... \$116.00 (State license required from the Department of Professional Regulation.)</p>

Resource VII – Licenses and Permits

Name:	Occupational Licenses-Business
Fees/Computations (cont.):	<p>Mercantile Broker..... \$291.00 (Each person handling material and supplies or other goods, wares, or merchandise, alone or in connection with any other business, provided that merchants retail or wholesale dealers paying license fees, totaling \$100.00 or more are permitted to do a mercantile brokerage business without additional license.)</p> <p>Merchants</p> <ul style="list-style-type: none"> • Merchants -Retail. When the average value of merchandise carried, including merchandise on consignment is as follows: <ul style="list-style-type: none"> ○ Not exceeding \$1,000.00 of merchandise \$63.00 ○ More than \$1,000.00, for each additional \$1,000.00 or fraction thereof \$6.00 • Merchants -Wholesale, Distributors or Jobbers. Having capital invested as follows: <ul style="list-style-type: none"> ○ Not exceeding \$1,000.00 of merchandise \$135.00 ○ More than \$1,000.00, less than \$25,000.00 \$200.00 ○ More than \$25,000.00, less than \$50,000.00 \$267.00 ○ More than \$50,000.00, less than \$100,000.00 \$400.00 ○ More than \$100,000.00 \$533.00 • Merchants Wholesale –Selling outside city limits \$135.00 <p>Milk –Distributing. Alone or in connection with any other business. Utilizing vehicles as follows:</p> <ul style="list-style-type: none"> ○ Not exceeding two vehicles \$27.00 ○ More than two, less than four vehicles \$55.00 ○ More than four vehicles..... \$68.00 <p>Motion Picture Shows or Theaters. See “Theaters or Playhouses.”</p> <p>Motion Picture or Television Production Company \$99.00</p> <p>Music Teacher \$116.00</p> <p>Music Service \$99.00</p>

Resource VII – Licenses and Permits

Name:	Occupational Licenses-Business
Fees/Computations (cont.):	<p>N</p> <p>News Dealers. Alone or in connection with any other business.</p> <ul style="list-style-type: none"> ○ Not exceeding \$500.00 \$27.00 ○ More than \$500.00 \$68.00 <p>News Service Companies..... \$99.00</p> <p>Non-Motorized Vehicles for Hire..... \$99.00</p> <p>Nurse \$116.00 (State license required from the Department of Professional Regulations.)</p> <p>Nursing Home..... \$99.00 (State license required from the Department of Professional Regulations.)</p> <p>Nursing Home Administrator \$116.00 (State license required from the Department of Professional Regulations.)</p> <p>Nursery. See “School or Nursery.”</p> <p>O</p> <p>Occupational Therapist..... \$116.00 (State license required from the Department of Professional Regulations.)</p> <p>Optician \$116.00 (State license required from the Department of Professional Regulations.)</p> <p>Optometrist \$116.00 (State license required from the Department of Professional Regulations.)</p> <p>Osteopathic Physician \$116.00 (State license required from the Department of Professional Regulations.)</p>

Resource VII – Licenses and Permits

Name:	Occupational Licenses-Business
Fees/Computations (cont.):	<p>P</p> <p>Packers and Shippers</p> <ul style="list-style-type: none"> • Any person taking orders for the shipment of fruit, nuts, crystallized candies, dried or candied fruits, coconut lamps or any other coconut or fruit novelties \$99.00 • Fruit, fish, vegetables or produce \$99.00 <p>Packinghouse</p> <ul style="list-style-type: none"> • When operated entirely by hand workers, employing persons, including owners and operators: <ul style="list-style-type: none"> ○ Not exceeding two people \$27.00 ○ More than two, less than five people \$42.00 More than five people \$68.00 • Where one or more power machines are used (not to include power tool sharpeners) employing persons, including owners and operators: <ul style="list-style-type: none"> ○ Not exceeding five people \$68.00 ○ More than five, less than ten people \$135.00 ○ More than ten, less than fifteen people \$267.00 ○ More than fifteen, less than twenty-five people \$400.00 ○ More than twenty-five people \$533.00 <p>Parades. License not required. See “Special Events or Peddlers” if concession or vending sales are provided.</p> <p>Paralegal \$116.00</p> <p>Paramedic \$116.00</p> <p>Parcel Delivery and/or Messenger Service \$38.00</p> <p>Peddler. On streets and sidewalks.</p> <ul style="list-style-type: none"> • Peddler –Confection, each stand \$58.00 each vehicle \$99.00

Resource VII – Licenses and Permits

Name:	Occupational Licenses-Business
Fees/Computations (cont.):	<ul style="list-style-type: none"> • Peddler –Meat or Fish from Motor-Driven or Other Vehicles, each \$99.00 (Vehicle requires health certificate from Miami-Dade County Public Health Department.) • Peddler –Fruits, Vegetables, and Produce, each stand or vehicle \$99.00 • Peddler –Rubber Balloons..... \$16.00 • Peddler –On Foot –Merchandise \$436.00 • Peddler –By Vehicle –Merchandise \$473.00 • Peddler –On Foot –Food \$436.00 • Peddler –By Vehicle –Food \$473.00 (Vehicle requires an inspection by the Miami-Dade County Health Department.) • Peddler –Wholesale, each vehicle \$630.00 <p>Pest Control Business \$198.00 (Requires a license from the Department of Health and Rehabilitative Services.)</p> <p>Pet Grooming or Styling Salon..... \$99.00</p> <p>Philatelic (Stamp Supplies). See “Merchants –Retailer or Wholesaler.”</p> <p>Photoengraver and/or Similar Professions \$99.00</p> <p>Photographer or Photo Finisher. Alone or in connection with any other business \$99.00</p> <p>Photo Studio \$99.00</p> <p>Photo Transient, Itinerant, Canvassing or Soliciting..... \$320.00</p> <p>Physical Therapist \$116.00 (State license required from the Department of Professional Regulations.)</p> <p>Physicians, Surgeons, and Medical Doctors \$116.00 (State license required from the Department of Professional Regulations.)</p>

Resource VII – Licenses and Permits

Name:	Occupational Licenses-Business
Fees/Computations (cont.):	<p>Piano or Organ Tuner. See “Repair Service or Machine Shop.”</p> <p>Podiatrist \$116.00 (State license required from the Department of Professional Regulations.)</p> <p>Polygraph Operator \$116.00 (State license required from the Florida Department of State.)</p> <p>Popcorn Machines or Stands. Alone or in connection with other business \$99.00</p> <p>Pool Maintenance..... \$99.00</p> <p>Printing and/or Publishing Company. Employing persons, including owners and operators:</p> <ul style="list-style-type: none"> ○ Not exceeding five people \$68.00 ○ More than five, less than ten people..... \$135.00 ○ More than ten, less than fifteen people \$267.00 <p>Printing and/or Publishing Company (cont.)</p> <ul style="list-style-type: none"> ○ More than fifteen, less than twenty-five people. \$400.00 ○ More than twenty-five people..... \$533.00 <p>Private Club. Alone or in connection with any other business activity \$296.00</p> <p>Private Investigative Agency..... \$99.00 (State license required from the Florida Department of State.)</p> <p>Private Schools. See “School and Nursery.”</p> <p>Produce</p> <ul style="list-style-type: none"> ● Commission Merchant or Wholesale Dealer \$215.00 ● Packers and Shippers. See “Packers and Shippers.” ● Peddler. See “Peddler.” ● Retail Dealer..... \$99.00 <p>Professional Association, Firms, Companies, Partnerships, and Corporations\$116.00 (Paid for only one location.)</p> <p>Professional Engineer \$116.00</p>

Resource VII – Licenses and Permits

Name:	Occupational Licenses-Business
Fees/Computations (cont.):	<p>Professionals. Each profession listed in this computation shall pay the license tax listed for said profession.</p> <ul style="list-style-type: none"> • Professionals –Additional. Each additional partner or person practicing the profession listed in the computation section with a person licensed \$116.00 • Professionals –Other professions not specifically listed.. \$116.00 <p>Promoter –Entertainment, Parades and Similar Events –Not Licensed Elsewhere \$99.00</p> <p>Property Management Service..... \$99.00</p> <p>Psychologist \$116.00 (State license required from the Department of Professional Regulations.)</p> <p>R</p> <p>Racing</p> <ul style="list-style-type: none"> • Dog Track Racing, each day..... \$58.00 • Racing Pamphlets..... \$533.00 <p>Real Estate Agent and Broker</p> <ul style="list-style-type: none"> • One Person or Corporation..... \$68.00 • Each Additional Person \$9.000 • Broker..... \$68.00 • Appraiser \$99.00 <p>(State license required from the Department of Professional Regulation.)</p> <p>Recording Studios –Audio and Visual \$99.00</p> <p>Rental and Leasing Business –Not Automobiles..... \$296.00</p> <p>Repair Service or Machine Shop. Alone or in connection with any other business.</p> <ul style="list-style-type: none"> • Handworkers –Operating entirely without power machinery or tools employing persons, including owners and operators: <ul style="list-style-type: none"> ○ Not exceeding two people \$27.00 ○ More than two, less than five people \$42.00 ○ More than five people \$68.00

Resource VII – Licenses and Permits

Name:	Occupational Licenses-Business
Fees/Computations (cont.):	<ul style="list-style-type: none"> • Where one or more power machines are used (not to include power tool sharpeners) employing persons, including owners and operators: <ul style="list-style-type: none"> ○ Not exceeding five people \$68.00 ○ More than five, less than ten people..... \$135.00 ○ More than ten, less than fifteen people \$267.00 ○ More than fifteen, less than twenty-five people . \$400.00 Research Companies or Services \$108.00 Respiratory Therapist \$116.00 (State license required from the Department of Professional Regulation.) Restaurants, Cafes, Coffee Shops, Lunch Counters and Other Eating Establishments <ul style="list-style-type: none"> ○ 0 to 10 seats..... \$27.00 ○ More than 10 seats, each seat..... \$2.00 Retail Installment Sales Contracts and Revolving Account. Alone or in connection with any other business..... \$320.00 Rinks –Roller, Ice and Similar Activities \$108.00 Rooming Houses <ul style="list-style-type: none"> ○ More than two rooms, less than five rooms..... \$15.00 ○ More than five rooms, less than ten rooms \$27.00 ○ More than ten rooms, each additional room \$2.00 S School and Nursery. Does not include public, private or parochial schools accredited in the State of Florida. Non-transferable. <ul style="list-style-type: none"> • Private School –Adult –Operated for Profit \$99.00 • Private School or Nursery –Operated for Profit..... \$131.00 • Private School or Nursery –Nonprofit..... \$6.00 (A school or nursery operated by an established church or nonprofit organization chartered by the State of Florida shall not be required to pay the regular license fee, but in lieu, shall pay the sum of \$2.00 annually.) Secondhand Dealers <ul style="list-style-type: none"> • Secondhand Dealer –Automobiles and Other Motorized Vehicles \$320.00

Resource VII – Licenses and Permits

Name:	Occupational Licenses-Business
Fees/Computations (cont.):	<p>(State license required from the Department of Highway Safety and Motor Vehicles)</p> <ul style="list-style-type: none"> • Secondhand Dealer –Jewelry or Precious Metals..... \$320.00 • Secondhand Dealer –Used Merchandise \$320.00 <p>Secretarial Services..... \$99.00</p> <p>Securities, Bonds, Mortgages, Investment Securities, Stocks or Investments</p> <ul style="list-style-type: none"> • Broker. Alone or in connection with any other business.. \$420.00 • Dealer. Alone or in connection with any other business.. \$420.00 • Mortgage Broker. Alone or in connection with any other business \$116.00 • Mortgage. Alone or in connection with any other business (Broker Business) \$116.00 • Investment Banker \$320.00 (State license required from the Department of Banking and Finance.) • Shoe Repair Shop and/or Agents. Alone or in connection with any other business \$67.00 <p>Shoeshine Stand. Alone or in connection with any other business \$10.00</p> <p>Skin Care Services. Stock over \$1,000.00 \$99.00</p> <p>Small Loan Company \$480.00 (State license required from the Department of Banking and Finance.)</p> <p>Social Worker..... \$116.00</p> <p>Special Events. Each person, firm, organization or corporation leasing or subleasing property shall be required to pay the following:</p> <ul style="list-style-type: none"> ○ 1 to 50 spaces, per day \$58.00 ○ 51 to 100 spaces, per day \$116.00 ○ Over 101 spaces, per day \$173.00

Resource VII – Licenses and Permits

Name:	Occupational Licenses-Business
Fees/Computations (cont.):	<p>When held in a facility owned and operated by the City of Miami where a fee is charged for the use of the facility:</p> <p style="padding-left: 40px;">1 to 50 spaces, per day \$30.00</p> <p style="padding-left: 40px;">51 to 100 spaces, per day \$58.00</p> <p style="padding-left: 40px;">Over 101 spaces, per day \$87.00</p> <ul style="list-style-type: none"> • Special Events –Concerts and Other Similar Activities \$99.00 <p>The license is based upon seating capacity of the place proposed to be used as follows:</p> <ul style="list-style-type: none"> ○ Up to 3,000 seats \$183.00 ○ From 3,000 to 5,000 seats \$457.00 ○ Over 5,000 seats \$881.00 <p>Stamps (Philatelic) and Supplies. See “Merchants.”</p> <p>Stevedores, Contracting \$67.00</p> <p>Studios for Teaching –Not Dance Studios. Alone or in connection with any other business \$99.00</p> <p>Storage Warehouses. Alone or in connection with any other business, and with the following floor space:</p> <ul style="list-style-type: none"> ○ Not exceeding 5,000 sq. feet \$68.00 ○ More than 5,000 sq. feet, less than 10,000 sq. feet \$123.00 ○ More than 10,000 sq. feet, less than 15,000 sq. feet \$200.00 ○ More than 15,000 sq. feet, less than 25,000 sq. feet \$267.00 ○ More than 25,000 sq. feet, less than 50,000 sq. feet \$400.00 ○ More than 50,000 sq. feet \$533.00 <p>Supper Clubs \$1,328.00</p> <p>T</p> <p>Tailor. See “Clothing.”</p> <p>Tax Reporting –Permits tax preparation \$99.00</p> <p>Taxidermist, each \$116.00</p> <p>Teacher \$116.00</p>

Resource VII – Licenses and Permits

Name:	Occupational Licenses-Business
Fees/Computations (cont.):	<p>Telecommunication Service</p> <ul style="list-style-type: none"> • Telegraph Service..... \$667.00 • Telephone Service..... \$534.00 <p>Temporary Help. See “Employment Agency.”</p> <p>Theater or Playhouse –All Types</p> <ul style="list-style-type: none"> ○ Per seat..... \$1.00 (Minimum fee \$286.00) <p>Ticket Broker. Alone or in connection with any business, each agent \$330.00</p> <p>Ticket Office. Sells directly to public..... \$99.00</p> <p>Trading Stamp Company or Redemption Center \$667.00</p> <p>Trailer Park or Tourist Camp. See “Automobile Trailer Park, Recreation Vehicle Park or Tourist Park or Camp.”</p> <p>Transfer Company</p> <ul style="list-style-type: none"> • Freight Transportation or General Hauling. Each business operating motor vehicles as follows: <ul style="list-style-type: none"> Not exceeding one vehicle \$27.00 More than one, less than three vehicles..... \$55.00 More than three, less than five vehicles \$82.00 More than five, less than ten vehicles..... \$135.00 More than ten vehicles..... \$200.00 • Baggage or Transfer Companies. With no established place of business in the City of Miami \$215.00 <p>Translation Services..... \$99.00</p> <p>Travel Bureaus..... \$336.00</p> <p>Tree Surgeon \$99.00</p> <p>U</p> <p>Upholstery Repair Service \$99.00</p> <p>Used Merchandise. See “Secondhand Dealers.”</p>

Resource VII – Licenses and Permits

Name:	Occupational Licenses-Business
Fees/Computations (cont.):	<p>V</p> <p>Vegetables, Fruit and Produce. See “Produce.”</p> <p>Veterinarian..... \$116.00 (State license required from the Department of Professional Regulation.)</p> <p>Veterinary Kennel or Hospital \$99.00 (State license required from the Department of Professional Regulation.)</p> <p>Video Cassette Club. See “Merchants.”</p> <p>Video Tape Duplication \$99.00</p> <p>Video, Television, High Fidelity Intercommunication and Other Similar Systems..... \$108.00</p> <p>W</p> <p>Waste Collection, Commercial \$268.00</p> <p>Water –Distributors. Utilizing vehicles as follows: Not exceeding two vehicles..... \$99.00 More than two, less than four vehicles..... \$215.00 More than four vehicles \$241.00</p> <p>Water –Manufacturers. Employing persons, including owners and operators as follows: Not exceeding five people \$68.00 More than five, less than ten people \$135.00 More than ten people \$267.00</p> <p>Window or Glass Tinting..... \$99.00</p> <p>Window or House Cleaning Company..... \$40.00</p> <p>Other License. Every business, occupation, profession or exhibition, substantial, fixed or temporary engaged in by any person whether in a building or tent, or upon the street, vacant lot or anywhere in the open air in the City of Miami, not herein specifically identified, shall pay a license fee..... \$99.00</p> <ul style="list-style-type: none"> • Vehicles used for the sale and delivery of tangible personal property at either wholesale or retail from a place of business on which a local business tax receipt is paid.

Resource VII – Licenses and Permits

Name:	Occupational Licenses-Business
Fees/Computations (cont.):	<ul style="list-style-type: none">• Disabled persons, the aged and widows with minor dependents with not more than one employee or helper, and who use their own capital only, not in excess of \$1,000.00 (does not apply to a license to sell intoxicating liquors or malt and vinous beverages.)• Disabled veterans of any war or their un-remarried spouses to the extent of \$50.00 (does not apply to a license to sell intoxicating liquors or malt and vinous beverages.)• Charitable organizations• Occasional sales• Fundraising organizations• Religious tenets• Federal, State and Local agencies and entities

Resource VII – Licenses and Permits

Revenue Category:	Licenses and Permits
Receiving Fund(s):	General Fund
Object Code:	421200 - Occupational Licenses-Business-Penalty
Purpose:	To collect fees for occupational licenses that are not obtained or renewed when due.
Receiving Department:	Finance Department, Police Department, Solid Waste
Frequency of Collection:	Daily
Use of Revenue:	<ul style="list-style-type: none"> • General Governmental Activities
Legal Authority:	<ul style="list-style-type: none"> • State of Florida Statutes 205.053 • City of Miami Code 31-39 • City of Miami Ordinance #10303, 7/23/87 • City of Miami Ordinance #12885, 2/8/0742
Fees/Computations:	<ul style="list-style-type: none"> • Ten percent (10%) penalty applied in the month of October. • Additional five percent (5%) for each subsequent month until paid. • Twenty-five percent (25%) penalty applied for operating in the City of Miami without a business license in addition to other fines. • If required business license is not obtained within 150 days after initial notice of payment due, is subject to civil action and penalties of up to \$250.00.
Exemptions:	<ul style="list-style-type: none"> • None

Resource VII – Licenses and Permits

Name:	Occupational Licenses-Metro
Revenue Category:	Licenses and Permits
Receiving Fund(s):	General Fund
Object Code:	421400 - Occupational Licenses-Metro
Purpose:	To collect revenues from occupational licenses for the privilege of engaging in or managing any business, profession or occupation within the jurisdiction of the City of Miami.
Receiving Department:	Finance Department
Frequency of Collection:	Annually
Use of Revenue:	<ul style="list-style-type: none"> • General Governmental Activities
Legal Authority:	<ul style="list-style-type: none"> • Florida Statute, Chapters 186.901, 205-.0535, 205.0536 • Miami-Dade County Code, Sections 8A(171-223.1) • City of Miami Code, Chapter 31
Fees/Computations:	See Miami-Dade County Code, Sections 8A (223.1) for a complete listing.
Exemptions:	<ul style="list-style-type: none"> • Disabled persons, the aged, widows and widowers with minor dependents with not more than one (1) employee or helper, and who use their own capital only not in excess of one thousand dollars (\$1,000.00) (does not apply to a local business tax receipt to sell intoxicating liquors, malt and vinous beverages or for the operation of any slot machine, punchboard or any other gaming or gambling device.) • Disabled veterans of any war, or their unremarried widows or widowers to the extent of fifty dollar (\$50.00) (does not apply to a local business tax receipt to sell intoxicating liquors, malt and vinous beverages.) • All farm, grove, horticultural, floricultural, tropical piscicultural and tropical fish farm product and products manufactured therefrom, except intoxicating liquors, wine or beer when the same is being offered for sale or sold by the farmer or grower producing said product. • Every person, other than nonprofit cooperative associations, engaged in the business of packing, processing, or canning agricultural products not grown by him to the extent of one hundred fifty dollars (\$150.00) for each place of business. • Religious tenets. • Charitable organizations. • College and high school students selling pennants, badges, insignia and novelties of their school with the approval of the athletic association or authority of their school.

Resource VII – Licenses and Permits

Name:	Occupational Licenses-Metro
Exemptions (cont):	<ul style="list-style-type: none">• Any person not domiciled in Miami-Dade County that comes to film in the County for either: (a) not more than three (3) times per fiscal year and for not more than thirty (30) consecutive days each such time, or (b) not more than once per fiscal year and not for more than ninety (90) consecutive days.• Any person performing work or services on a temporary or transitory basis in Miami-Dade County if the person is engaging in or managing a business, profession or occupation regulated by the Department of Business and Professional Regulation and has paid a local business tax for the current year to the county or municipality in the state where the person’s permanent business location or branch office is maintained.• All other exemptions not listed above provided for in the Florida Statutes.

Resource VII – Licenses and Permits

Name:	Building Permits
Revenue Category:	Licenses and Permits
Receiving Fund(s):	General Fund
Object Code:	422000 - Building Permits
Purpose:	<ul style="list-style-type: none"> • Fees generated from the issuance of permits that are required prior to any work involved in handling gas pipe lines, etc. • Fees generated from permits required before any work can be done in connection with air conditioning units. • Fees generated from permits needed for the installation of insulation in new buildings. • To collect fees charged for inspection and service involved with certificate issuances. The certificate of occupancy is required when a building is erected, altered or enlarged or for an existing building which has had a change of occupancy. • Fees generated from the processing of every 40-year recertification application and for the processing of every application for subsequent ten-year intervals following each 40-year recertification.
Receiving Department:	Building Department
Frequency of Collection:	Collection Period is Non-Specific
Use of Revenue:	<ul style="list-style-type: none"> • General Governmental Activities
Legal Authority:	<p>Gas Inspection Permits</p> <ul style="list-style-type: none"> • City of Miami Code, Section 10.4, 10.5 • City of Miami Ordinance #10526, 12/15/88 • City of Miami Ordinance #11633, 3/31/98 • City of Miami Ordinance #11725, 11/17/98 • City of Miami Ordinance #11795, 5/11/99 • City of Miami Ordinance #12030, 3/8/01 • City of Miami Ordinance #12155, 11/15/01 • City of Miami Ordinance #12237, 6/13/02 • City of Miami Ordinance #12663, 3/10/05 • City of Miami Ordinance #12834, 9/12/06 <p>Air Conditioning Permits</p> <ul style="list-style-type: none"> • City of Miami Code Section 10-4 (h) (2) • City of Miami Ordinance #10157, 10/7/86 • City of Miami Ordinance #10526, 12/15/88 • City of Miami Ordinance #11633, 3/31/98 • City of Miami Ordinance #11725, 11/17/98 • City of Miami Ordinance #11795, 5/11/99 • City of Miami Ordinance #12030, 3/8/01

Resource VII – Licenses and Permits

Name:	Building Permits
Legal Authority:	<ul style="list-style-type: none"> • City of Miami Ordinance #12155, 11/15/01 • City of Miami Ordinance #12237, 6/13/02 • City of Miami Ordinance #12663, 3/10/05 • City of Miami Ordinance #12834, 9/12/06 <p>Energy Conservation Inspection Permit</p> <ul style="list-style-type: none"> • City of Miami Code, Section 10-4 (d) (18) • City of Miami Ordinance #10157, 10/7/86 • City of Miami Ordinance #10526, 12/15/88 • City of Miami Ordinance #11633, 3/31/98 • City of Miami Ordinance #11725, 11/17/98 • City of Miami Ordinance #11795, 5/11/99 • City of Miami Ordinance #12030, 3/8/01 • City of Miami Ordinance #12155, 11/15/01 • City of Miami Ordinance #12237, 6/13/02 • City of Miami Ordinance #12663, 3/10/05 • City of Miami Ordinance #12834, 9/12/06 <p>Temporary Certificate of Occupancy</p> <ul style="list-style-type: none"> • City of Miami Code, Section 10.4, 10.5 • City of Miami Ordinance #10245, 3/31/87 • City of Miami Ordinance #10526, 12/15/89 • City of Miami Ordinance #11633, 3/31/98 • City of Miami Ordinance #11725, 11/17/98 • City of Miami Ordinance #11795, 5/11/99 • City of Miami Ordinance #12030, 3/8/01 • City of Miami Ordinance #12155, 11/15/01 • City of Miami Ordinance #12237, 6/13/02 • City of Miami Ordinance #12663, 3/10/05 • City of Miami Ordinance #12834, 9/12/06 <p>Certificate for Buildings 40 Years or Older</p> <ul style="list-style-type: none"> • South Florida Building Code Section 104.9 • City of Miami Code, Sections 10-4 and 10-5 • City of Miami Ordinance #11633, 3/31/98 • City of Miami Ordinance #11725, 11/17/98 • City of Miami Ordinance #11795, 5/11/99 • City of Miami Ordinance #12030, 3/8/01 • City of Miami Ordinance #12155, 11/15/01 • City of Miami Ordinance #12237, 6/13/02 • City of Miami Ordinance #12663, 3/10/05 • City of Miami Ordinance #12834, 9/12/06

Resource VII – Licenses and Permits

Name:	Building Permits
Legal Authority:	•
Fees/Computations:	<p>Gas Inspection Permits</p> <p>Natural Gas and Liquefied Petroleum</p> <ul style="list-style-type: none"> • Minimum gas permit fee, residential..... \$45.00 • Minimum gas permit fee, commercial..... \$60.00 • Rough outlet, running lines, each \$8.00 • Set appliances, connection, each..... \$8.00 • Service, which includes cylinder, regulator and/or meter \$8.00 • Change of company \$10.00 • Major repairs to piping, first \$1,000.00 of cost \$20.00 <ul style="list-style-type: none"> ○ Additional \$1,000.00 or fraction thereof, each..... \$7.00 • Gas main on private property each 50 linear ft. \$7.00 • Additional meters considered as services..... \$7.00 • Underground LP gas tank..... \$35.00 • Change from master meter to individual meter, per meter or service \$7.00 • Additional tanks added to existing services, each \$7.00 • Addition of gas fire safety shutoff valve, each..... \$7.00 • Natural and/or LP gas dispensing unit, including compressor or pump and installation..... \$50.00 • Air oxygen (CO2) and dry nitrogen storage tanks..... \$40.00 <ul style="list-style-type: none"> ○ Additional tank \$10.00 <p>Gas Inspection Permits (cont.)</p> <ul style="list-style-type: none"> • Medical gas piping, first \$1,000.00 of cost \$30.00 <ul style="list-style-type: none"> ○ Additional \$1,000.00 or fraction thereof, each..... \$10.00 • Minimum mechanical fee \$60.00 <p>Air Conditioning Permits</p> <ul style="list-style-type: none"> • Temporary a/c installation, per ton or fraction thereof... \$15.00 • Each ton capacity or fraction thereof \$15.00 • Minimum fee for each individual system, except for window units \$60.00 • Window a/c unit, each \$25.00 • Rough inspection for buildings over ten stories, for each story over tenth..... \$20.00 • Cooling tower, first \$1,000.00 in value or fraction thereof \$40.00 <ul style="list-style-type: none"> ○ Additional \$1,000.00 in value or fraction thereof, each \$10.00 <p>Energy Conservation Inspection Permit</p> <ul style="list-style-type: none"> • Plan review and field inspections for each square foot of floor area \$0.11

Resource VII – Licenses and Permits

Name:	Building Permits
Fees/Computations (cont.):	<p>Temporary Certificate of Occupancy</p> <ul style="list-style-type: none"> • Single-family or duplex, each \$100.00 • All others, each \$250.00 • Extension of temporary certificates of occupancy and occupancy of single-family or duplex, each \$50.00 • All others, each \$100.00 • Bonds on temporary certificates of occupancy refund fee \$50.00 • Occupation prior to obtaining certificate fine 2x certificate fee plus \$100.00 • Temporary certificate of use on partial and/or temporary occupancy \$250.00 <p>Certificate for Buildings 40 Years or Older</p> <ul style="list-style-type: none"> • Processing 40-year recertification application under Section 104.9 of the South Florida Building Code..... \$250.00 • Processing application for subsequent 10-year intervals following 40-year recertification..... \$250.00
Exemptions:	<p>Certificate for Buildings 40 Years or Older</p> <ul style="list-style-type: none"> • Waiver by the Director, Building and Zoning for agencies and entities of the City of Miami.

Resource VII – Licenses and Permits

Name:	Other Licenses, Fees and Permits
Revenue Category:	Licenses and Permits
Receiving Fund(s):	General Fund and Special Revenue Fund
Object Code:	429000-30-035-40 Other Licenses, Fees and Permits, Other Licenses, Fees and Permits
Purpose:	<ul style="list-style-type: none"> • To collect fees for required permits for supervised public displays of fireworks. • To collect a fee to assemble in a place or change an approved assembly use of the occupancy for any other assembly purpose. • To collect permit fees from contracted commercial advertising firms for the right to install and maintain bus bench and shelter structures located at City of Miami bus-stops. • Fees generated from the inspection and issuance of permits for elevators, escalators and other lifting apparatus. • Fees generated from the issuance of permits for air-conditioning, refrigeration, furnaces and other heating equipment, amusement rides and devices and similar equipment and apparatus. • Fees generated from the examination of a site (land) development. • Fees generated from the examination of construction/development plans for a site (land) development. • To collect fees for permits issued for the obstruction of streets, sidewalks or impeding traffic. • To collect fees for the issuance of permits to install signs. • To collect fees for the issuance of the required permits for the purpose of landscaping and tree removal. • To collect fees charged for the inspection and services involved with issuance of a certificate of use. These certificates are required in conjunction with the use or change in use of or in part of land or new or existing building. • Revenues generated from the issuance and renewals of accessory use certificates and house barge/private pleasure craft accessory use certificates. • To collect fees required for a change in the district classification or modification of the regulations affecting any property or any special permit required by the zoning ordinance. • To collect fees generated from any application for a change in the district classification or modification of the regulations affecting any property or for special permits required by zoning ordinance. • To collect fees for Class I permits, which are required where specified uses or characteristics of use are of a nature requiring mandatory technical determinations or reviews, to establish special conditions and safeguards.

Resource VII – Licenses and Permits

Name:	Other Licenses, Fees and Permits
Purpose (cont):	<ul style="list-style-type: none"> • To collect fees for Class I permits, which are required where specified uses or characteristics of use are of a nature requiring mandatory technical determinations or reviews, to establish special conditions and safeguards. • Fees generated from applications for an amendment to the Future Land Use Plan Map (change in land use designation), Miami Comprehensive Neighborhood Plan. • To collect fees generated from Certificates of Appropriateness for alterations, demolition, or new construction affecting a Historic Resource. • To collect fees generated from Certificates of Approval (Certificates of Environment) for tree removal, new construction, demolition, or other activities that affect the natural landscape within an Environmental Preservation District or a Scenic Transportation Corridor. • To collect fees generated from Certificates to Dig for ground-disturbing activity within an Archaeological Conservation Area. • To collect fees generated from Ad Valorem Tax Exemption Applications for rehabilitation of Historic Resources. • To collect fees generated from Transfer of Development Rights Applications for Historic Resources, both the Certificate of Eligibility and the Certificate of Transfer. • To collect fees generated from historic significance reviews as a preliminary step towards historic designation. • To collect fees generated from waivers, exceptions, and exclusions for historic resources. • To collect fees generated from Tree Removal Permit Appeals. • Fees generated from an annual charge to restaurants and take-out-food businesses that operate a sidewalk café in the public right-of-way. • Fees generated from permits for waterfront improvement construction, reconstruction, or repair; excluding any electrical, mechanical and plumbing work that requires a separate permit. • Fees generated from certificates of annual inspections performed on existing premises to determine if it complies with the provisions of applicable ordinances and regulations of the City of Miami. • To collect fees for the utilization of the public right-of-way. • To collect fees from the issuance of fire safety permits. • To collect fees from the privilege granted by the City of Miami to authorize a person to erect, construct, reconstruct, install, operate and use pay telephones on the streets and sidewalks within the City of Miami. •

Resource VII – Licenses and Permits

Name:	Other Licenses, Fees and Permits
Purpose (cont):	<ul style="list-style-type: none"> • Revenue generated for reviewing processing and permitting for murals applications based on original permit, renewal of permits, and copy and location changes. • Fees generated from review of decisions by the Planning and Zoning Department. • Rescheduling zoning items to be heard by the City of Miami Commission. • Fees generated from the review of alcoholic beverage applications according to chapter 4, Alcoholic Beverages, of the City of Miami Code. • To collect revenues generated from permits issued for the use of roll-off containers by franchisees in the course of providing solid waste services. • Fees generated from the inspection of news rack stations. • Fees generated from the registration of Vacant and Unsecured structures.
Legal Authority:	<p>Fireworks Permits</p> <ul style="list-style-type: none"> • State of Florida Statutes, Chapter 791 • City of Miami Code, Section 19.7 • City of Miami Ordinance #10596, 6/7/89 • City of Miami Ordinance #10824, 1/10/91 • City of Miami Ordinance #11007, 10/8/92 • City of Miami Ordinance #12105, 9/13/01 • City of Miami Ordinance #13201, 9/27/10 <p>Assembly Permits</p> <ul style="list-style-type: none"> • City of Miami Code, Sections 19.3 • City of Miami Ordinance #10596, 6/7/89 • City of Miami Ordinance #10824, 1/10/91 • City of Miami Ordinance #11007, 10/8/92 • City of Miami Ordinance #12885, 2/8/07 <p>Bench Permits</p> <ul style="list-style-type: none"> • State of Florida Statutes, Chapters 197.172 & 337.408(1) • City of Miami Ordinance #10402, 3/24/88 • City of Miami Ordinance #8843, 9/14/78 • City of Miami Ordinance #9190, 10/30/80 • City of Miami Ordinance #12178, 1/10/02 • City of Miami Ordinance #12888, 2/8/07 • City of Miami Resolution #88-1169, 12/15/88 • City of Miami Resolution #06-0665, 11/9/06 • City of Miami Resolution #07-0029, 1/11/07 • City of Miami Resolution #07-0129, 3/8/07

Resource VII – Licenses and Permits

Name:	Other Licenses, Fees and Permits
Legal Authority (cont.):	<p>Elevator Permits</p> <ul style="list-style-type: none"> • City of Miami Code Sections 10-4, (b) (4) a.-e. • City of Miami Ordinance #10157, 7/10/86 • City of Miami Ordinance #10245, 3/31/87 • City of Miami Ordinance #10526, 12/15/99 • City of Miami Ordinance #10608, 7/13/89 • City of Miami Ordinance #11633, 3/31/98 • City of Miami Ordinance #11725, 11/17/98 • City of Miami Ordinance #11795, 5/11/99 • City of Miami Ordinance #12030, 3/8/01 • City of Miami Ordinance #12155, 11/15/01 • City of Miami Ordinance #12237, 6/13/02 • City of Miami Ordinance #12663, 3/10/05 • City of Miami Ordinance #12834, 9/12/06 <p>Mechanical Permits</p> <ul style="list-style-type: none"> • City of Miami Code, Sections 10-4 (h), 10-5 (a)- (d) • City of Miami Ordinance #10157, 7/10/86 • City of Miami Ordinance #10526, 12/15/88 • City of Miami Ordinance #11633, 3/31/98 • City of Miami Ordinance #11725, 11/17/98 • City of Miami Ordinance #11795, 5/11/99 • City of Miami Ordinance #12030, 3/8/01 • City of Miami Ordinance #12155, 11/15/01 • City of Miami Ordinance #12237, 6/15/02 • City of Miami Ordinance #12663, 3/10/05 <p>Mechanical Permits (cont.)</p> <ul style="list-style-type: none"> • City of Miami Ordinance #12834, 9/12/06 <p>Land Use Review</p> <ul style="list-style-type: none"> • City of Miami Code, Section 2.208 • City of Miami Ordinance #10453, 7/14/88 • City of Miami Ordinance #11007, 10/8/92 • City of Miami Ordinance #11007, 7/22/93 • City of Miami Ordinance #11353, 4/25/96 <p>Plan Review</p> <ul style="list-style-type: none"> • State of Florida Statutes, Section 166.222 • City of Miami Code, Section 2.272 • City of Miami Ordinance #10658, 10/12/89 • City of Miami Ordinance #12642, 1/13/05 <p>Traffic Permit Fees</p> <ul style="list-style-type: none"> • City of Miami Code, Sections 54.3-54.6, 54.17 • City of Miami Ordinance #9532, 12/9/82 • City of Miami Ordinance #9533, 12/9/82 • City of Miami Ordinance #10658, 10/12/89

Resource VII – Licenses and Permits

Name:	Other Licenses, Fees and Permits
Legal Authority (cont.):	<ul style="list-style-type: none"> • City of Miami Ordinance #11045, 3/11/93 • City of Miami Ordinance #11276, 7/13/95 • City of Miami Ordinance #11795, 5/11/99 • City of Miami Ordinance #12505, 3/25/04 • City of Miami Ordinance #12545, 6/10/04 • City of Miami Ordinance #12582, 9/9/04 • City of Miami Ordinance #12584, 9/9/04 • City of Miami Ordinance #12639, 1/13/05 • City of Miami Ordinance #12640, 1/13/05 • City of Miami Ordinance #12710, 7/7/05 • City of Miami Ordinance #13087, 09/10/09 • City of Miami Ordinance #13142, 2/11/10 • City of Miami Ordinance #13195, 9/27/10 <p>Sign Permits</p> <ul style="list-style-type: none"> • City of Miami Code, Section 10.4 • City of Miami Ordinance #10157, 10/7/86 • City of Miami Ordinance #10526, 12/15/88 • City of Miami Ordinance #10608, 7/13/89 • City of Miami Ordinance #11633, 3/31/98 • City of Miami Ordinance #11725, 11/17/98 • City of Miami Ordinance #11795, 5/11/99 • City of Miami Ordinance #12030, 3/8/01 • City of Miami Ordinance #12155, 11/15/01 • City of Miami Ordinance #12237, 6/13/02 • City of Miami Ordinance #12663, 3/10/05 • City of Miami Ordinance #12834, 9/12/06 <p>Landscape Permit</p> <ul style="list-style-type: none"> • City of Miami Code, Section 2.96 • City of Miami Ordinance #10157, 10/7/86 • City of Miami Ordinance #10608, 7/13/89 • City of Miami Ordinance #11633, 3/31/98 <p>Landscape Permit (cont.)</p> <ul style="list-style-type: none"> • City of Miami Ordinance #11725, 11/17/98 • City of Miami Ordinance #11795, 5/11/99 • City of Miami Ordinance #12030, 3/8/01 <p>Landscape Permit (cont.)</p> <ul style="list-style-type: none"> • City of Miami Ordinance #12155, 11/15/01 • City of Miami Ordinance #12237, 6/13/02 • City of Miami Ordinance #12663, 3/10/05 • City of Miami Ordinance #12834, 9/12/06

Resource VII – Licenses and Permits

Name:	Other Licenses, Fees and Permits
Legal Authority (cont.):	<p>Zoning Certificate of Use</p> <ul style="list-style-type: none"> • City of Miami Code, Section 2.207 • City of Miami Ordinance #9345, 11/21/81 • City of Miami Ordinance #9457, 6/24/82 • City of Miami Ordinance #10607, 7/13/89 • City of Miami Ordinance #10737, 5/24/90 • City of Miami Ordinance #10766, 7/26/90 • City of Miami Ordinance #10890, 6/20/91 • City of Miami Ordinance #10931, 10/24/91 • City of Miami Ordinance #11077, 7/22/93 • City of Miami Ordinance #11085, 9/7/93 • City of Miami Ordinance #11353, 4/25/96 • City of Miami Ordinance #11721, 11/17/98 • City of Miami Ordinance #12803, 5/11/06 • City of Miami Ordinance #12885, 2/8/07 <p>Accessory Use Certificate – Renewal</p> <ul style="list-style-type: none"> • City of Miami Code, Section 2.207 • City of Miami Ordinance #10737, 5/24/90 • City of Miami Ordinance #10766, 7/26/90 • City of Miami Ordinance #10890, 6/20/91 • City of Miami Ordinance #10931, 10/24/91 • City of Miami Ordinance #11077, 7/22/93 • City of Miami Ordinance #11085, 9/7/93 • City of Miami Ordinance #11353, 4/25/96 • City of Miami Ordinance #11721, 11/17/98 • City of Miami Ordinance #12803, 5/11/06 • City of Miami Ordinance #12885, 2/8/07 <p>Class II Special Permit <i>formerly Class ‘C’</i></p> <ul style="list-style-type: none"> • City of Miami Code, Section 62.156, 62.159 • City of Miami Ordinance #10606, 7/13/89 • City of Miami Ordinance #10909, 7/25/91 • City of Miami Ordinance #10980, 4/30/92 • City of Miami Ordinance #11071, 6/29/93 • City of Miami Ordinance #11344, 2/29/96 • City of Miami Ordinance #11421, 2/12/96 • City of Miami Ordinance #11458, 2/27/97 • City of Miami Ordinance #11472, 3/20/97 • City of Miami Ordinance #11500, 5/22/97 • City of Miami Ordinance #11795, 5/11/99 • City of Miami Ordinance #12018, 1/25/01

Resource VII – Licenses and Permits

Name:	Other Licenses, Fees and Permits
Legal Authority (cont.):	<p>Class II Special Permit <i>formerly Class ‘C’ (cont.)</i></p> <ul style="list-style-type: none"> • City of Miami Ordinance #12466, 12/18/03 • City of Miami Ordinance #12614, 11/18/04 • City of Miami Ordinance #12719, 7/28/05 • City of Miami Ordinance #13417, 11/21/13 <p>Special Permits Class I <i>formerly Class ‘B’</i></p> <ul style="list-style-type: none"> • City of Miami Code, Section 62.156, 62.159 • City of Miami Ordinance #9648, 6/15/83 • City of Miami Ordinance #10396, 3/10/88 • City of Miami Ordinance #10565, 3/32/89 • City of Miami Ordinance #10606, 7/13/89 • City of Miami Ordinance #10909, 7/25/91 • City of Miami Ordinance #10980, 4/30/92 • City of Miami Ordinance #11071, 6/29/93 • City of Miami Ordinance #11344, 2/29/96 • City of Miami Ordinance #11421, 2/12/96 • City of Miami Ordinance #11458, 2/27/97 • City of Miami Ordinance #11472, 3/20/97 • City of Miami Ordinance #11500, 5/22/97 • City of Miami Ordinance #11795, 5/11/99 • City of Miami Ordinance #12018, 1/25/01 • City of Miami Ordinance #12466, 12/18/03 • City of Miami Ordinance #12614, 11/18/04 • City of Miami Ordinance #12719, 7/28/05 • City of Miami Ordinance #13417, 11/21/13 <p>Comprehensive Plan Amendment Fee</p> <ul style="list-style-type: none"> • City of Miami Code, Sections 62.156, 62.159 • City of Miami Ordinance #10606, 7/13/89 • City of Miami Ordinance #10909, 7/25/91 • City of Miami Ordinance #10980, 4/30/92 • City of Miami Ordinance #11071, 6/29/93 • City of Miami Ordinance #11344, 2/29/96 • City of Miami Ordinance #11421, 2/12/96 • City of Miami Ordinance #11458, 2/27/97 <p>Comprehensive Plan Amendment Fee (cont.)</p> <ul style="list-style-type: none"> • City of Miami Ordinance #11472, 3/20/97 • City of Miami Ordinance #11500, 5/22/97 • City of Miami Ordinance #11795, 5/11/99 • City of Miami Ordinance #12018, 1/25/01 • City of Miami Ordinance #12466, 12/18/03 • City of Miami Ordinance #12614, 11/18/04 • City of Miami Ordinance #12719, 7/28/05

Resource VII – Licenses and Permits

Name:	Other Licenses, Fees and Permits
Legal Authority (cont.):	<p>Sidewalk Café Permit</p> <ul style="list-style-type: none"> • City of Miami Code, Sections 54.223 – 54.224 • City of Miami Ordinance #9848, 6/14/84 • City of Miami Ordinance #10217, 1/8/87 • City of Miami Ordinance #10658, 10/12/89 • City of Miami Ordinance #10693, 1/11/90 • City of Miami Ordinance #10854, 3/14/91 • City of Miami Ordinance #11053, 3/25/93 • City of Miami Ordinance #11280, 7/13/95 • City of Miami Ordinance #12228, 5/9/02 • City of Miami Ordinance #13087, 9/10/09 • City of Miami Ordinance #13123, 1/14/10 <p>Waterfront Improvement Permit</p> <ul style="list-style-type: none"> • City of Miami Code, Sections 29.86 • City of Miami Ordinance #10658, 10/12/89 <p>Telecommunication Right-of-Way Permit Fee</p> <ul style="list-style-type: none"> • State of Florida Statutes, Section 337.401 (3).(4) • City of Miami Code, Section 54.305, 54.306 • City of Miami Ordinance #10438, 5/19/88 • City of Miami Ordinance #10943, 1/9/92 • City of Miami Ordinance #11068, 6/29/93 • City of Miami Ordinance #11112, 1/13/94 • City of Miami Ordinance #11131, 3/24/94 • City of Miami Ordinance #11690, 7/21/98 • City of Miami Ordinance #12928, 6/25/07 <p>Right-of-Way Use Permit</p> <ul style="list-style-type: none"> • City of Miami Code, Section 2.268 • City of Miami Ordinance #9004, 10/17/79 • City of Miami Ordinance #9513, 11/4/82 • City of Miami Ordinance #10658, 10/12/89 • City of Miami Ordinance #13108, 10/08/09 • City of Miami Ordinance #13195, 9/27/10 <p>Fire Safety Permit Fees</p> <ul style="list-style-type: none"> • City of Miami Code, Section 19.2.3 • City of Miami Ordinance #11430, 1/16/97 • City of Miami Ordinance #13201, 9/27/10 <p>Pay Telephone Permit</p> <ul style="list-style-type: none"> • City of Miami Code, Section 54-418 • City of Miami Ordinance #11099, 11/23/93 • City of Miami Ordinance #11171, 7/26/94 • City of Miami Ordinance #11937, 6/29/00 • City of Miami Ordinance #13195, 9/27/10

Resource VII – Licenses and Permits

Name:	Other Licenses, Fees and Permits
Legal Authority (cont.):	<p>Zoning Review Fee</p> <ul style="list-style-type: none"> • City of Miami Code, Section 62-157 • City of Miami Code, Section 62-159 • City of Miami Ordinance #9212, 12/17/80 • City of Miami Ordinance #9499, 9/23/82 • City of Miami Ordinance #9648, 6/15/83 • City of Miami Ordinance #10396, 3/10/88 • City of Miami Ordinance #10606, 7/13/89 • City of Miami Ordinance #10645, 9/28/89 • City of Miami Ordinance #10909, 7/25/91 • City of Miami Ordinance #11438, 1/23/97 • City of Miami Ordinance #11472, 3/20/97 • City of Miami Ordinance #11690, 7/21/98 • City of Miami Ordinance #11795, 4/11/99 • City of Miami Ordinance #12614, 11/18/04 <p>Alcoholic Beverage Application Fees</p> <ul style="list-style-type: none"> • City of Miami Code, Chapter 4 • City of Miami Code, Section 2.208 • City of Miami Ordinance #11353, 4/25/96 <p>Private Hauler Annual Per Account Fee – Roll Offs</p> <ul style="list-style-type: none"> • City of Miami Code, Section 22-50 • City of Miami Code, Section 22-18.4 • City of Miami Ordinance #12599, 10/14/04 • City of Miami Ordinance #12258, 7/25/02 • City of Miami Ordinance #11837, 9/28/99 • City of Miami Ordinance #10440, 5/19/88 • City of Miami Ordinance #10128, 7/10/86 • City of Miami Ordinance #12835, 10/12/06 <p>News Rack Inspections (Public Works)</p> <ul style="list-style-type: none"> • City of Miami Ordinance #12053, 4/26/01 • City of Miami Ordinance #13195, 9/27/10 <p>Vacant Unsecured Structure Registration</p> <ul style="list-style-type: none"> • City of Miami Ordinance #13032, 10/16/08 • City of Miami Ordinance #13142, 2/11/10 <p>Historic and Environmental Preservation Fee</p> <ul style="list-style-type: none"> • <u>City of Miami Code, Sections 62-32, 17-8, 23-13</u> • <u>City of Miami Ordinance #13423, 12/12/13</u> • City of Miami Ordinance #13311, 2-23/12 • City of Miami Ordinance #13174, 5/13/10 • City of Miami Ordinance #13311, 2/23/12 • City of Miami Ordinance #13174, 5/13/10 • City of Miami Ordinance #12927, 6/14/07 • City of Miami Ordinance #13142, 2/11/10

Resource VII – Licenses and Permits

Name:	Other Licenses, Fees and Permits
Fees/Computations:	<p>Fireworks Permits/Assembly Permits</p> <ul style="list-style-type: none"> • Permit Fee \$390.00 • Annual Shooter Certification.....\$125.00 • Sparkler Sale 30-Day Permit.....\$125.00 <p>Bench Permits</p> <ul style="list-style-type: none"> • The City receives \$0 in compensation for the first 600 illuminated panels. • The City receives compensation for panels over the initial 600 (601 through 750) from one of the following options, whichever is greater: <ul style="list-style-type: none"> ○ \$1,350.00 per panel per year with a 2% escalation through end of agreement and renewals or removal of panels ○ Or 30% of monthly gross revenues from the 601 to 750 additional panels. <p>Elevator Permits Elevator and Escalator Permit Fees</p> <ul style="list-style-type: none"> • Install or move elevator, residential, each..... \$360.00 • Traction passenger elevator, per unit..... \$600.00 <ul style="list-style-type: none"> ○ First two landings \$45.00 ○ Each additional landing \$3.00 • Freight elevator, per unit \$600.00 • Hydraulic passenger elevator, per unit..... \$450.00 <ul style="list-style-type: none"> ○ Casing fee \$2.00 ○ Minimum casing fee \$25.00 • Escalators \$240.00 • Dumbwaiters..... \$150.00 • Installation of other lifting apparatus and transporting assembly, non-residential <ul style="list-style-type: none"> ○ Each estimated cost up to \$1,000.00 \$30.00 ○ Each additional \$1,000.00 or fraction thereof \$10.00 ○ Minimum fee \$100.00 ○ Certification issuance fee \$10.00 • Major repair, alteration and modernization to an elevator <ul style="list-style-type: none"> ○ First two landings \$100.00 ○ Each additional landing \$20.00 <p>Yearly Certification Fee:</p> <ul style="list-style-type: none"> • Elevator for construction use only, up to 30 floors, valid for 30-days \$150.00 <ul style="list-style-type: none"> ○ Each additional floor..... \$10.00 ○ Fireman’s Key Box \$50.00

Resource VII – Licenses and Permits

Name:	Other Licenses, Fees and Permits
Fees/Computations (cont.):	<p>Elevator Permits (cont.)</p> <ul style="list-style-type: none"> • Passenger elevators (annual inspection per Code) per device (up to 30 floors) \$150.00 <ul style="list-style-type: none"> ○ Each additional floor \$10.00 • Freight elevator (annual inspection per Code) each..... \$150.00 • Escalators (each) \$75.00 • Dumbwaiters, wheelchair lifts, conveyors and all other lifting and transporting apparatus \$75.00 • Sidewalk lift (no floor limit) \$50.00 • Stage lift (no floor limit) \$70.00 • Auto Park lift \$10.00 • Boat Lift (no limit) \$60.00 • Roof Window Cleaning Machine..... \$70.00 • Amusement Rides and Structures: <ul style="list-style-type: none"> ○ Portable or temporary unit..... \$95.00 ○ Permanent installation or alteration \$150.00 • Refinish cab interior: <ul style="list-style-type: none"> ○ No electrical work \$1,000.00 ○ Each additional..... \$10.00 ○ Minimum fee..... \$150.00 • Mechanical and Elevator Invoices <ul style="list-style-type: none"> ○ Administrative fee..... \$3.00 ○ Over 60 days past due..... \$30.00 ○ Over 90 days past due..... \$50.00 <p>Mechanical Permits</p> <ul style="list-style-type: none"> • Furnaces and heating equipment, including commercial dryers, ovens and other objects not elsewhere classified <ul style="list-style-type: none"> ○ Per kilowatt or 3,413 BTU..... \$3.00 ○ Minimum fee \$45.00 • Un-vented space heaters and vented wall heaters with no duct work <ul style="list-style-type: none"> ○ First unit..... \$10.00 ○ Each additional unit..... \$5.00 • Fire suppression system <ul style="list-style-type: none"> ○ Minimum fee \$105.00 • Internal combustion engines <ul style="list-style-type: none"> ○ Stationary \$50.00 ○ Full load emergency generator test \$125.00 <p>Mechanical Permits (cont.)</p> <ul style="list-style-type: none"> • Pressure and process piping and other mechanical piping work <ul style="list-style-type: none"> ○ Each estimated cost up to \$1,000.00 \$30.00 ○ Each additional \$1,000.00 or fraction thereof \$10.00

Resource VII – Licenses and Permits

Name:	Other Licenses, Fees and Permits
Fees/Computations (cont.):	<ul style="list-style-type: none"> • Sheet metal, duct work and component part replacement <ul style="list-style-type: none"> ○ Each cost estimate up to \$1,000.00 \$30.00 ○ Each additional \$1,000.00 or fraction thereof \$10.00 • Commercial kitchen hood \$125.00 • Ductless fan..... \$30.00 • Venting systems of any kind up to \$1,000.00 in value \$40.00 <ul style="list-style-type: none"> ○ For values in excess of \$1,000.00 \$10.00 <p>Mechanical Invoices</p> <ul style="list-style-type: none"> • Administrative fee..... \$3.00 • Delinquent fee <ul style="list-style-type: none"> ○ Over 60 days past due \$30.00 ○ Over 90 days past due \$50.00 • Test for smoke-proof towers and smoke removal systems <ul style="list-style-type: none"> ○ Each stairway and/or smoke removal system..... \$150.00 ○ Test conducted as required by the Building Department on a one-time and/or annual basis for smoke removal or approved pressurized systems in stair tower, atrium or similar areas. ○ If annual test is not conducted a fee of \$1.00 per 1,000 sq. feet of building will be charged for each day past one year from date of previous test. • Miscellaneous fee <ul style="list-style-type: none"> ○ First \$1,000.00 cost (labor and materials) \$30.00 ○ Each additional \$1,000.00 cost..... \$10.00 <p>Mechanical Permits (cont.)</p> <ul style="list-style-type: none"> • Air conditioning and refrigeration <ul style="list-style-type: none"> ○ Mechanical air permit, minimum fee \$60.00 ○ Temporary A/C installation, <ul style="list-style-type: none"> ▪ Each ton capacity or fraction thereof \$15.00 ▪ Minimum fee for each system \$60.00 ▪ Window air conditioning unit, each..... \$25.00 ○ Rough inspection for buildings over ten stories <ul style="list-style-type: none"> ▪ Fee for each story over tenth \$20.00 ▪ Cooling tower, first \$1,000.00 value or fraction thereof \$40.00 ▪ Each additional \$1,000.00 value or fraction thereof \$10.00 <p>Land Use Review</p> <ul style="list-style-type: none"> • Single-Family and Duplexes \$0.009 • Three stories or less \$0.010 • In excess of three stories \$0.011

Resource VII – Licenses and Permits

Name:	Other Licenses, Fees and Permits
Fees/Computations (cont.):	<ul style="list-style-type: none"> • Minimum fee: <ul style="list-style-type: none"> ○ Miscellaneous permits including remodeling up to 650 square feet in area \$50.00 ○ All other permits \$100.00 • Fees for review by the zoning section of the planning, building and zoning department of plans for a special permit and/or for a public hearing <ul style="list-style-type: none"> ○ Class II permits \$60.00 ○ Special exceptions, variance and major use special permit: <ul style="list-style-type: none"> ▪ Single-family or duplex \$105.00 ▪ All other uses per sq. ft. of lot area..... \$0.55 <ul style="list-style-type: none"> • Minimum..... \$275.00 • Maximum \$3,000.00 • Fees for review of alcoholic beverage applications according to Chapter 4 of the Code: <ul style="list-style-type: none"> ○ Beer and wine bar \$300.00 ○ Liquor bar \$300.00 ○ Package store \$300.00 ○ Incidental liquor or beer and wine license..... \$300.00 <p>Plan Review</p> <ul style="list-style-type: none"> • Fees for processing and checking construction plans <ul style="list-style-type: none"> ○ Fence, wall, slab, sign or underground tank permit \$10.00 ○ All residential construction, reconstruction, remodeling, renovation, repair or addition permit..... \$100.00 ○ Multi-residential and all non-residential construction, reconstruction, remodeling, renovation, repair or addition permit..... \$200.00 • Fees for expedited plan review service for special projects <ul style="list-style-type: none"> ○ Outside source review 15% cost ○ In-house review..... \$250.00 <p>Traffic Permit Fees</p> <ul style="list-style-type: none"> • Fees for permit required for work that obstructs or closes a street or sidewalk or impedes traffic..... \$120.00 • Initial inspection fee by Public Works department for work that obstructs or closes a street or sidewalk or impedes traffic \$25.00 • Non-refundable fee for a permit issued under this article for the partial or full obstruction by construction related activities exceeding five days in duration shall be as follows. <ul style="list-style-type: none"> A. \$0.20 per linear foot per day of sidewalk/curb usage. B. \$0.30 per linear foot per day of parking lane usage.* C. \$0.35 per linear foot per day of lane closure or partial lane closure of traffic and auxiliary lane usage.

Resource VII – Licenses and Permits

Name:	Other Licenses, Fees and Permits
Fees/Computations (cont.):	<p>Sign Permits</p> <p>Owner Identification</p> <ul style="list-style-type: none"> • Single-faced, including channel letter signs, per sq. feet . \$0.80 • Double-faced, including channel letter signs, per sq. feet \$1.10 • Painted wall lettering, per sq. feet..... \$0.70 • Sign repairs..... \$27.00 • Promotional signs and special events..... \$60.00 <p>Sign Permits (cont.)</p> <ul style="list-style-type: none"> • Temporary banners, flags, balloons, etc..... \$60.00 <p>General Advertising</p> <ul style="list-style-type: none"> • New construction, per sq. feet \$0.80 • Sign repairs..... \$27.00 • Embellishment, per sq. feet \$0.80 <p>Annual Inspection Fee</p> <ul style="list-style-type: none"> ○ Small sign up to 100 sq. feet \$35.00 ○ Medium sign between 101 to 300 sq. feet \$60.00 ○ Large sign 301 sq. feet or greater \$100.00 ○ Each additional foot \$55.00 <p>Landscape Permit</p> <ul style="list-style-type: none"> • Tree –New, Removal or Transplant, each..... \$12.00 • Hedges, per 100 lineal feet or fraction thereof \$29.00 • Ground Cover, per 1,000 sq. feet..... \$22.00 <p>Zoning Certificate of Use</p> <p>Commercial as defined by Miami 21</p> <ul style="list-style-type: none"> • Up to first 2,000 sq. feet \$263.00 • Each additional 1,000 sq. feet or part thereof in excess of 2,000 sq. feet \$53.00 <p>Industrial as defined by Miami 21</p> <ul style="list-style-type: none"> • First 2,000 sq. feet or less \$263.00 • Each additional 1,000 sq. feet or part thereof in excess of 2,000 sq. feet \$53.00

Resource VII – Licenses and Permits

Name:	Other Licenses, Fees and Permits
Fees/Computations (cont.):	<p>Use Educational as Defined by Miami 21</p> <ul style="list-style-type: none"> • First 1,000 sq. feet..... \$50.00 • Each additional 1,000 sq. feet or portion thereof in excess of 1,000 sq. feet \$26.00 <p>Office as defined by Miami 21</p> <ul style="list-style-type: none"> • First 2,000 sq. feet..... \$263.00 • Each additional 1,000 sq. feet or portion thereof in excess of 2,000 sq. feet \$53.00 <p>Residential, other than single-family residence or two-family housing, as defined by Miami 21</p> <ul style="list-style-type: none"> • Three to twelve units \$263.00 • Each additional unit \$21.00 <p>Lodging as defined by Miami 21</p> <ul style="list-style-type: none"> • First twelve units..... \$263.00 • Each additional unit \$21.00 <p>Civic as defined by Miami 21</p> <ul style="list-style-type: none"> • First 1,000 square feet or less..... \$53.00 • Each additional 1,000 square foot or part thereof in excess 2,000 square feet \$26.00 <p>Civil support as defined by Miami 21</p> <ul style="list-style-type: none"> • First 2,000 square feet or less..... \$263.00 Each additional 1,000 square foot or part thereof in excess 2,000 square feet..... \$53.00 <p>Miscellaneous</p> <ul style="list-style-type: none"> • All uses of buildings not listed in this section shall be assessed a “Commercial” fee. • Sharing office space by a sub lessee \$105.00 • Change of tenant for same use \$105.00 • Amendment to an existing certificate \$105.00 • Transfer of certificate..... \$263.00 • Change of name \$263.00

Resource VII – Licenses and Permits

Name:	Other Licenses, Fees and Permits
Fees/Computations (cont.):	<p>Accessory Use Certificate – Renewal</p> <ul style="list-style-type: none"> • Accessory use certificate annual fee..... \$75.00 • House barge/private pleasure craft accessory use certificate annual fee \$250.00 <p>Class II Special Permit <i>formerly Class ‘C’</i></p> <ul style="list-style-type: none"> • Signs \$150.00 • Per square foot of floor area as defined in section 1.2 \$.05. • Minimum \$475.00 • Extension of time for warrant or Class II special permits (ZO 11000) \$225.00 • Modification to previously approved warrants shall equal the original fee paid. <p>Class II Special Permit <i>formerly Class ‘C’ (cont.)</i></p> <ul style="list-style-type: none"> • Modifications to previously approved warrants found to be substantially in compliance shall equal one-half of the original fee paid. <p>News Rack Inspections</p> <ul style="list-style-type: none"> ○ Initial Inspection \$11.50 ○ Annual permit fee..... \$11.50 ○ Failed permit inspection re-inspection fee..... \$5.75 ○ Non-conforming newsrack removal and storage..... \$90.00 <p>Major modifications to a previously approved major use special permit modified through the exception process</p> <ul style="list-style-type: none"> ○ Per square foot of directly-affected floor area \$.50 ○ Minimum of \$5,000.00 per application ○ Projects modified to include or expand phasing, per phase \$10,000 ○ Advertising \$1,500 ○ Traffic study, as needed \$6,000

Resource VII – Licenses and Permits

Name:	Other Licenses, Fees and Permits
Fees/Computations (cont.):	<p>Other charges. File search fees shall be set administratively, but shall not exceed comparable fee as established by Miami-Dade County. The following shall apply in addition to the permit fee to any application when so required by said permit application:</p> <ul style="list-style-type: none"> ○ Public hearing and public meeting mail notice fees, including cost of handling and mailing per notice \$4.50 ○ Public hearing and public meeting package mailing fees; including cost of handling and mailing per package sent \$6.00 ○ Advertising \$1,500 <p>Waiver</p> <ul style="list-style-type: none"> ● Waiver \$475.00 ● Per square foot of floor area as defined in section 1.2 \$0.05 ● Extension of time for waiver \$225.00 ● Demolition \$225.00 <p>Waiver (cont.)</p> <ul style="list-style-type: none"> ● Modification to previously approved warrants shall equal the original fee paid. <p>Modifications to previously approved warrants found to be substantially in compliance shall equal one-half of the original fee paid.</p> <p>Sidewalk Café Permit Application fee..... \$150.00</p> <ul style="list-style-type: none"> ● Annual permit fee, per sq. foot of usable sidewalk area.. \$11.50 ● Permit fee can be paid in full or quarterly at 25% of annual fee. <p>Waterfront Improvement Permit</p> <ul style="list-style-type: none"> ● Permit fee for the construction of any new structural improvement. Add 2% of the estimated construction cost to fee \$300.00 ● Permit fee for the repair and reconstruction of any existing structural improvement is \$90.00 or 10% of the estimated construction cost up to \$525.00, whichever is greater. <p>After-the-Fact Permit Fee</p> <ul style="list-style-type: none"> ● For any work performed without an existing structural improvement permit and inspection, multiply the above fees by four. ● The expense of any inspection by the Public Works Department will be included in the cost of the permit fee.

Resource VII – Licenses and Permits

Name:	Other Licenses, Fees and Permits
Fees/Computations (cont.):	<p>Telecommunication Right-of-Way Permit Fee</p> <ul style="list-style-type: none"> • Any above ground or underground telephone line, cable, fiber optic, conduits, duct banks, or other pathway that makes physical use of the City of Miami streets. Rates are as follows: • Telecommunication company solely providing toll telephone service <ul style="list-style-type: none"> ○ Minimum per year \$500.00 ○ Annual Fee <ul style="list-style-type: none"> ▪ First 50 or less linear feet of pathway \$290.00 ▪ Each additional linear foot over 50 feet in existence as of <ul style="list-style-type: none"> □ October 1, 1993 \$0.15 □ October 1, 1994 \$0.25 □ October 1, 1995 \$0.35 □ October 1, 1996 \$0.45 □ October 1, 1997 \$0.55 □ October 1, 1998 and subsequent years □\$0.90 ○ Initial fee for preparation review and approval of telecommunication agreement..... \$1,525.00 ○ Review of plans, issuance of installation permit and inspection of installation of new facilities <ul style="list-style-type: none"> ▪ First 50 or less linear feet of pathway \$290.00 ▪ Each additional linear foot over 50 feet . \$0.35 ○ Fee for government-owned communication systems <ul style="list-style-type: none"> ▪ Annual fee \$290.00 ▪ Initial fee including review of plans and inspection plus recoding fees \$290.00 <p>Telecommunication Right-of-Way Permit Fee (cont.)</p> <ul style="list-style-type: none"> • Telecommunication company providing local exchange service <ul style="list-style-type: none"> ○ Quarterly fee <ul style="list-style-type: none"> ▪ Percentage of gross receipts..... 1% <p>Telecommunication Right-of-Way Permit Fee (cont.)</p> <ul style="list-style-type: none"> ○ Interest percentage on unpaid balances after ten days of the due date 1%

Resource VII – Licenses and Permits

Name:	Other Licenses, Fees and Permits
Fees/Computations (cont.):	<p>Right-of-Way Use Permit</p> <ul style="list-style-type: none"> • Preparation and processing of any legal document running with the land covenanting the construction or postponement of construction of a public work improvement either in the public right-of-way or on private property fee.....\$245.00 • Preparation and processing of legal documents allowing the use of public right-of-way by private entities fee..... \$305.00 • In addition to the above fees, the party proffering the legal documents shall also pay the recording fees as established by the state. • Telecommunication company providing local exchange service <ul style="list-style-type: none"> ○ Quarterly fee <ul style="list-style-type: none"> ▪ Percentage of gross receipts..... 1% ○ Interest percentage on unpaid balances after ten days of the due date 1% <p>Right-of-Way Use Permit</p> <ul style="list-style-type: none"> • Preparation and processing of any legal document running with the land covenanting the construction or postponement of construction of a public work improvement either in the public right-of-way or on private property fee.....\$245.00 • Preparation and processing of legal documents allowing the use of public right-of-way by private entities fee..... \$305.00 • In addition to the above fees, the party proffering the legal documents shall also pay the recording fees as established by the state. <p>Fire Safety Permit Fees</p> <p>Fees for the issuance of the fire safety permit for occupancy of buildings or premises or part thereof and the issuance of the annual renewal certificate:</p> <ul style="list-style-type: none"> • Place of assembly (including but not limited to Theaters, Restaurants, Lounges and Bars) <ul style="list-style-type: none"> ○ 50 to 99 occupancy load \$95.00 ○ 100 to 300 occupancy load \$125.00 ○ 301 to 1,000 occupancy load \$158.00 ○ 1,001 to 10,000 occupancy load \$315.00 ○ Over 10,000..... \$442.00

Resource VII – Licenses and Permits

Name:	Other Licenses, Fees and Permits
Fees/Computations (cont.):	<p>Fire Safety Permit Fees (cont.)</p> <ul style="list-style-type: none"> • Residential (apartments and condominiums) <ul style="list-style-type: none"> ○ Buildings less than 75' (3-50 dwelling units) \$79.00 ○ Buildings less than 75' (more than 50 dwelling units) \$131.00 ○ Over 50 units (less than 75 ft), per unit \$1.30 \$525 max fee ○ Buildings 75' and over but less than 275' \$131.00 ○ Buildings 75' to 274 ft, per unit \$1.30 \$525 max fee ○ Buildings 275' and over..... \$131.00 ○ Buildings 275' & over, per unit over 50 \$1.30 \$525 max fee • Hotel, motel, rooming house, etc. <ul style="list-style-type: none"> ○ Buildings less than 75' (3-50 rental sleeping units) \$125.00 ○ Buildings less than 75' (more than 50 rental sleeping units) \$125.00 Over 50 units (less than 75'), per unit..... \$1.25 ○ Buildings 75' and over but less than 275' \$125.00 Buildings 75' to 274' , per unit \$1.25 ○ Buildings 275' and over..... \$125.00 Buildings 275' & over, per unit over 50 \$1.25 • Retail Sales <ul style="list-style-type: none"> ○ All square footage \$150.00 • Wholesale and storage use <ul style="list-style-type: none"> ○ Not exceeding 3,000' of floor area \$53.00 ○ Between 3,001 to 5,000' of floor area..... \$79.00 ○ Between 5,001 to 10,000' of floor area..... \$105.00 ○ Between 10,001 to 25,000' of floor area..... \$158.00 ○ Between 25,001 to 50,000' of floor area..... \$210.00 ○ Between 50,001 to 100,000' of floor area..\$263.00 ○ Over 100,000' of floor area..... \$315.00 ○ Common areas \$68.00 • Office buildings <ul style="list-style-type: none"> Not exceeding 3,000' (under 75 feet) \$53.00 Between 3,001 to 5,000' of floor area \$65.00 Between 5,001 to 10,000' of floor area \$105.00 Between 10,001to 50,000' of floor area \$131.00 Between 50,001 to 100,000' of floor area..... \$184.00 Between 100,001 to 150,000' of floor area..... \$231.00 Between 150,001 to 200,000' of floor area..... \$289.00 Over 200,000' of floor area \$341.00 Common areas up to two floors \$50.00 Each additional floor \$25.00

Resource VII – Licenses and Permits

Name:	Other Licenses, Fees and Permits
Fees/Computations (cont.):	<p>Fire Safety Permit Fees (cont.)</p> <ul style="list-style-type: none"> • Manufacturing <ul style="list-style-type: none"> Between 0 to 1,000' \$65.00 Between 1,001 to 5,000' of floor area \$95.00 Between 5,001 to 10,000' of floor area \$131.00 Between 10,001 to 50,000' of floor area \$200.00 Between 50,001 to 200,000' of floor area \$263.00 Over 200,000' of floor area \$331.00 • Parking Structures <ul style="list-style-type: none"> Between 0 to 3,000' of site area \$53.00 Between 3,001 to 5,000' of site area \$79.00 Between 5,001 to 10,000' of site area \$105.00 Between 10,001 to 25,000' of site area \$158.00 Between 25,001 to 50,000' of site area \$210.00 Between 50,001 to 100,000 sq. feet of site area \$263.00 Over 100,000 sq. feet of site area \$315.00 Common areas \$68.00 • Amusement parks, dog tracks and frontons, including all retail outlets located at the principal building structure <ul style="list-style-type: none"> • 50 to 99 persons \$105.00 • 100 to 300 persons \$125.00 • 301 to 1,000 persons \$158.00 • 1,001 to 10,000 persons \$315.00 • Over 10,000 persons \$442.00 • Arena, bowling lanes, dance halls & banquet facilities \$210.00 • Hospitals <ul style="list-style-type: none"> ○ Up to 100 beds \$500.00 ○ Additional beds over 100, each \$1.25 <li style="padding-left: 40px;">Max Total \$1,000.00 • Nursing Homes <ul style="list-style-type: none"> ○ Up to 100 beds \$210.00 ○ Additional beds over 100, each \$1.30 <li style="padding-left: 40px;">Max Total \$924.00 • Community-based Residential Facilities (ALF) <ul style="list-style-type: none"> ○ 1 to 16 beds \$105.00 ○ Over 16 beds \$131.00 ○ Each additional client over 16 \$1.30 • Private Schools (grades PreK-12 or any combination thereof), Daycare Centers and Nursery Schools \$168.00 Plus, \$1.30 per student, maximum fee \$698.00

Resource VII – Licenses and Permits

Name:	Other Licenses, Fees and Permits
Fees/Computations (cont.):	<p>Fire Safety Permit Fees (cont.)</p> <ul style="list-style-type: none"> • Marinas <ul style="list-style-type: none"> ○ 25 or less boat slips \$125.00 ○ Additional per slip over 25 \$1.25 • Hi-rise buildings (shell) <ul style="list-style-type: none"> ○ Buildings 75 feet and over but less than 275 feet \$105.00 ○ Buildings 275 feet and over \$315.00 • Miscellaneous. All uses not previously covered by this section shall be assessed the fee provided under “retail sales.” • Welding or cutting (exception: job sites) \$158.00 • All other uses not listed \$250.00 <p>Fire safety permits issued for activities</p> <ul style="list-style-type: none"> • Turbine fire wells \$250.00 • Hydrant use test, construction meters. Pest control, lawn spraying, etc. (fees are annual per meter) \$175.00 • Tents (circus, carnival, etc.) having an area in excess of 1,200 square feet, each use \$65.00 <ul style="list-style-type: none"> 50 to 300 persons \$95.00 301 to 1,000 persons \$125.00 All other uses over 400 sq/ft or any size tent using hazardous materials processes or open flames \$65.00 • Sparkler sales. Sale of sparklers requires submittal of inventory and site plan (fees are annual)..... \$125.00 • Open burning permits..... \$95.00 • Liquefied petroleum gas. Each installation of liquefied petroleum gas employing a container or an aggregate of interconnected containers of over 2,000 gallons outside of a building (fees are annual) \$158.00 • Tank removal fee \$105.00 • Drilling of groundwater monitor or compliance wells at all existing or abandoned underground flammable liquid storage sales \$105.00 • Annual Renewal \$53.00 <p>Pay Telephone Permit (cont.)</p> <ul style="list-style-type: none"> • User fee for occupancy (minimum) \$175.00 • Late fee percentage on unpaid or underpaid fees up to the maximum amount allowed under applicable law, per annum 18% <p>Monthly interest rate on the amount of additional payments resulted from audits until payment is made 1%</p>

Resource VII – Licenses and Permits

Name:	Other Licenses, Fees and Permits
Fees/Computations (cont.):	<p>Historic and Environmental Preservation Fee</p> <ul style="list-style-type: none"> • Any Item reviewed by Historic and Environmental Preservation Board, unless otherwise indicated below \$150.00 <ul style="list-style-type: none"> • Plus \$4.50 per required notice • Initial review of historical significance \$150.00 <ul style="list-style-type: none"> • Plus \$0.05 per square foot of floor area for determination of inclusion for historic status. • Plus \$4.50 per required notice • Ad Valorem Tax Exemption application fee \$262.50 <ul style="list-style-type: none"> • Plus \$4.50 per required notice • Transfer of development rights (TDR) \$150.00 <ul style="list-style-type: none"> • Plus \$0.05 per square foot of floor lot area to be transferred. • Tree Removal Permit Appeals..... \$315.00 <ul style="list-style-type: none"> • Plus \$4.50 per required notice • Certificate to Dig, administrative \$50.00 • Certificate of Approval (Environment), administrative..... \$50.00 • Any other administrative approvals..... \$50.00 • Permitted time extensions not to exceed 12 months \$50.00 • All after-the-fact application fees are two times the original application fee (no after-the-fact applications for Appeals, Ad Valorem Tax Exemptions, TDR, or time extensions). <p>Zoning Review Fee</p> <ul style="list-style-type: none"> • Review Request Fee\$500.00 • Maximum fee for Review of Decisions by the Zoning Board..\$800.00 • Rescheduling of a zoning item scheduled to be heard by the City Commission.....\$600.00 <p>Zoning Review Fee</p> <ul style="list-style-type: none"> • Review Request Fee\$500.00 • Maximum fee for Review of Decisions by the Zoning Board..\$800.00 • Rescheduling of a zoning item scheduled to be heard by the City Commission.....\$600.00 <p>Vacant Unsecured Structure Registration Fee</p> <ul style="list-style-type: none"> • Registration for the First year\$262.50 • Registration for the Second year\$394.00 • Registration for the Third and each subsequent consecutive year the building remains a blighted, unsecured or abandoned structure \$525.00

Resource VII – Licenses and Permits

Name:	Other Licenses, Fees and Permits
Exemptions:	<p>Assembly Permits</p> <ul style="list-style-type: none"> • Any place of assembly used solely as a place of religious worship. <p>Traffic Permit Fees</p> <ul style="list-style-type: none"> • U.S. Armed Services • State of Florida National Guard and Reserves • State of Florida Police and Fire Departments <p>Accessory Use Certificate – Renewal</p> <ul style="list-style-type: none"> • Persons 65 years of age or over. <p>Historic and Environmental Preservation Board (HEPB) Fee</p> <p>Tree Removal Permit Appeals</p> <ul style="list-style-type: none"> • Per City of Miami Ordinance #13174, 5/13/10, no fees shall be assessed for appeals initiated by an owner of property which abuts the subject property for which a tree removal permit is sought, including properties located across a street or alley from the subject property, appeals by a nonprofit corporation dedicated to conservation and protection of the natural and physical environment, or appeals by a homeowners association, as defined by F.S. ch. 720, as amended, which has one member who owns property within 500 feet of the subject property. <p>Sidewalk Café Permit</p> <ul style="list-style-type: none"> • The first 12 month period of the permit for the sidewalk located in a community development target area, as defined by the City’s Community Development Department or its successor agency. <p>Waterfront Improvement Permit Governmental agencies</p> <p>Zoning Review Fee</p> <ul style="list-style-type: none"> • If 20% of the property owners located 375 ft. of the subject property, which was granted a class I or II special permit, makes a written request for review within the time limits set out. • If an owner in fact of property within 375 ft. of a property involved in a decision of the Zoning Board upon written request within the time limits set out. <p>Alcoholic Beverage Application Fees</p> <ul style="list-style-type: none"> • Fees from review of alcoholic beverage applications in addition to the building permit <ul style="list-style-type: none"> ○ Beer and wine bar (2COP)..... \$300.00 ○ Liquor bar (4COP)..... \$300.00 ○ Package store (4COPP or 3APS) \$300.00 ○ Incidental liquor or beer and wine license (including 4COP SRX) \$300.00

Resource VII – Licenses and Permits

Name:	Other Charges for Services - Solid Waste Certificate of Use
Revenue Category:	Licenses, Fees and Permits
Receiving Fund(s):	General Fund
Object Code:	429010 – Other License, Fees and Permits
Purpose:	To collect Licenses, Fees and Permits charged for the purpose of providing waste collection and or disposal services.
Receiving Department:	Solid Waste and Finance Department
Frequency of Collection:	Annually
Use of Revenue:	<ul style="list-style-type: none"> • To provide for the expenditures related to the collection of and disposal of solid waste.
Legal Authority:	<ul style="list-style-type: none"> • City of Miami Code, Section 22
Fees/Computations:	The fees generated by Solid Waste Certificate of Use calculations are based on the Usage code assigned to the establishment, number of units, base rate, and rate per unit (if applicable) as described in City of Miami Code, Section 22-12, Waste Fees. (Sec.22-12, 2/7/14)
Exemptions:	<ul style="list-style-type: none"> • None

Resource VII – Licenses and Permits

Usage Code	Description	Units Up To	Unit	Base Rate	Rate Per Unit
CU02	Hotel, motel and rooming houses	2	Units	\$0.00	\$0.00
CU02	Hotel, motel and rooming houses	12	Units	\$102.00	\$0.00
CU02	Hotel, motel and rooming houses	50	Units	\$152.00	\$0.00
CU02	Hotel, motel and rooming houses	999,999	Units	\$152.00	\$5.00
CU03	Retail	500	Sq. ft.	\$76.00	\$0.00
CU03	Retail	2,500	Sq. ft.	\$102.00	\$0.00
CU03	Retail	5,000	Sq. ft.	\$127.00	\$0.00
CU03	Retail	15,000	Sq. ft.	\$152.00	\$0.00
CU03	Retail	25,000	Sq. ft.	\$203.00	\$0.00
CU03	Retail	50,000	Sq. ft.	\$229.00	\$0.00
CU03	Retail	999,999	Sq. ft.	\$254.00	\$0.00
CU04	Wholesale and storage	500	Sq. ft.	\$76.00	\$0.00
CU04	Wholesale and storage	2,500	Sq. ft.	\$102.00	\$0.00
CU04	Wholesale and storage	5,000	Sq. ft.	\$127.00	\$0.00
CU04	Wholesale and storage	15,000	Sq. ft.	\$152.00	\$0.00
CU04	Wholesale and storage	25,000	Sq. ft.	\$203.00	\$0.00
CU04	Wholesale and storage	50,000	Sq. ft.	\$229.00	\$0.00
CU04	Wholesale and storage	999,999	Sq. ft.	\$254.00	\$0.00

Resource VII – Licenses and Permits

CU05	Manufacturing	500	Sq. ft.	\$76.00	\$0.00
CU05	Manufacturing	2,500	Sq. ft.	\$102.00	\$0.00
CU05	Manufacturing	5,000	Sq. ft.	\$127.00	\$0.00
CU05	Manufacturing	15,000	Sq. ft.	\$152.00	\$0.00
CU05	Manufacturing	25,000	Sq. ft.	\$203.00	\$0.00
CU05	Manufacturing	50,000	Sq. ft.	\$229.00	\$0.00
CU05	Manufacturing	999,999	Sq. ft.	\$254.00	\$0.00
CU06	Office buildings	500	Sq. ft.	\$76.00	\$0.00
CU06	Office buildings	2,500	Sq. ft.	\$102.00	\$0.00
CU06	Office buildings	5,000	Sq. ft.	\$127.00	\$0.00
CU06	Office buildings	15,000	Sq. ft.	\$152.00	\$0.00
CU06	Office buildings	25,000	Sq. ft.	\$203.00	\$0.00
CU06	Office buildings	50,000	Sq. ft.	\$229.00	\$0.00
CU06	Office buildings	999,999	Sq. ft.	\$254.00	\$0.00
CU07	Open Areas (Parking lots, garages, auto sales)	20,000	Sq. ft.	\$102.00	\$0.00
CU07	Open Areas (Parking lots, garages, auto sales)	50,000	Sq. ft.	\$127.00	\$0.00
CU07	Open Areas (Parking lots, garages, auto sales)	999,999	Sq. ft.	\$254.00	\$0.00
CU08	Amusement parks, dog tracks, frontons	300	Fixed fee	\$508.00	\$0.00
CU09	Arenas, dance halls, pool halls, bowling lanes	20,000	Sq. ft.	\$127.00	\$0.00

Resource VII – Licenses and Permits

CU09	Arenas, dance halls, pool halls, bowling lanes	50,000	Sq. ft.	\$203.00	\$0.00
CU09	Arenas, dance halls, pool halls, bowling lanes	999,999	Sq. ft.	\$254.00	\$0.00
CU10	Theaters	100	Seats	\$152.00	\$0.00
CU10	Theaters	500	Seats	\$212.00	\$0.00
CU10	Theaters	999,999	Seats	\$212.00	\$5.00
CU11	Hospitals	100	Beds	\$254.00	\$0.00
CU11	Hospitals	999,999	Beds	\$254.00	\$3.00
CU12	Private schools	10,000	Sq. ft.	\$144.00	\$0.00
CU12	Private schools	50,000	Sq. ft.	\$212.00	\$0.00
CU12	Private schools	999,999	Sq. ft.	\$254.00	\$0.00
CU13	A.C.L.F. non-profit	85	Fixed fee	\$144.00	\$0.00
CU14	A.C.L.F. profit	125	Fixed fee	\$212.00	\$0.00
CU15	C.B.R.F. non-profit	85	Fixed fee	\$144.00	\$0.00
CU16	C.B.R.F. profit	125	Fixed fee	\$212.00	\$0.00
CU17	S.A.F. non-profit	85	Fixed fee	\$144.00	\$0.00
CU18	S.A.F. profit	125	Fixed fee	\$212.00	\$0.00
CU19	Day care centers and nursery schools (non-profit)	85	Fixed fee	\$144.00	\$0.00
CU20	Day care centers and nursery schools (profit)	125	Fixed fee	\$212.00	\$0.00
CU22	Miscellaneous	500	Sq. ft.	\$85.00	\$0.00

Resource VII – Licenses and Permits

CU22	Miscellaneous	2,500	Sq. ft.	\$102.00	\$0.00
CU22	Miscellaneous	5,000	Sq. ft.	\$127.00	\$0.00
CU22	Miscellaneous	15,000	Sq. ft.	\$152.00	\$0.00
CU22	Miscellaneous	25,000	Sq. ft.	\$203.00	\$0.00
CU22	Miscellaneous	50,000	Sq. ft.	\$229.00	\$0.00
CU22	Miscellaneous	999,999	Sq. ft.	\$254.00	\$0.00
CU23	Marinas	3	Boat slip	\$0.00	\$0.00
CU23	Marinas	12	Boat slip	\$93.00	\$0.00
CU23	Marinas	50	Boat slip	\$203.00	\$0.00
CU23	Marinas	999,999	Boat slip	\$203.00	\$5.00
CU24	Restaurants, lounges, bars	50	Seats	\$135.00	\$0.00
CU24	Restaurants, lounges, bars	100	Seats	\$203.00	\$0.00
CU24	Restaurants, lounges, bars	200	Seats	\$254.00	\$0.00
CU24	Restaurants, lounges, bars	999,999	Seats	\$254.00	\$3.00
CU25	Pawn shops	1,000	Sq. ft.	\$135.00	\$0.00
CU25	Pawn shops	5,000	Sq. ft.	\$203.00	\$0.00
CU25	Pawn shops	999,999	Sq. ft.	\$212.00	\$0.00
CU26	Convenience stores	0	Fixed fee	\$127.00	\$0.00
CU27	Dade County public schools	0	Fixed fee	\$127.00	\$0.00

Resource VII – Licenses and Permits

Name:	Other License, Fees and Permits (SW FR)
Revenue Category:	Licenses and Permits
Receiving Fund(s):	General Fund
Object Code:	429020 - Other License, Fees and Permits (SW FR)
Purpose:	<ul style="list-style-type: none"> • No person, firm or corporation shall remove or transport any solid waste material over the streets or public rights-of-way of the city or its real property for hire or salvage without first applying for and receiving a franchise from the department to carry on such a business. The franchise required by this section shall be in addition to any local business tax receipt and other license(s) which otherwise may be required by law, including § 403.4046, Fla. Stat. A franchise will not be granted to a commercial property for the sole purpose of hauling the solid waste material of its own tenants or occupants. • Revenue generated from the payment of fees made by every franchisee who contracts for the provision of commercial solid waste services and/or other related services in the City of Miami. • Revenues generated from waste fees assessed against commercial establishments. • Revenue generated from special assessment liens against property where the owner failed to pay collection fees. • Fees generated from noncompliance with the provisions of a solid waste franchise agreement. • Other fees as per City Code and Franchise agreement.
Receiving Department:	Solid Waste Department and Finance Department
Frequency of Collection:	Various
Use of Revenue:	<ul style="list-style-type: none"> • Solid waste services • General Governmental Activities

Resource VII – Licenses and Permits

Name:	Other License, Fees and Permits (SW FR)
Legal Authority:	<ul style="list-style-type: none"> • State of Florida Statutes, Title XXIX Public Health, Chapter 403 Environmental Control • City of Miami Resolution # R-04-0672, and R10-0419 <p>Construction Debris Removal Fee</p> <ul style="list-style-type: none"> • State of Florida Statutes, Section 166.201 • City of Miami Code, Sections 22.1, 22.12 and 22.16 • City of Miami Ordinance #10128, 7/10/86 • Solid Waste Departmental Policies <p>Trash Lien Revenue</p> <ul style="list-style-type: none"> • State of Florida, Statutes Chapter 85 • City of Miami Code, Section 22.89 • City of Miami Ordinance #10128, 7/10/86 • City of Miami Ordinance #10371, 1/14/88 • City of Miami Ordinance #10475, 9/8/88 • City of Miami Ordinance #10600, 7/13/89 <p>Solid Waste Fee Penalties</p> <ul style="list-style-type: none"> • City of Miami Code, 22-93(d) • City of Miami Ordinance #12835, 10/12/06 • City of Miami Ordinance #13142, 2/11/10 • City of Miami Ordinance #13194, 9/27/10 • City of Miami Ordinance #13317, 3/8/12 <p>Excess Collection Fees</p> <ul style="list-style-type: none"> • City of Miami Code, Section 22-87 • City of Miami Charter, Section 3(0) • City of Miami Ordinance #10128, 7/10/86 • City of Miami Ordinance #11184, 10/27/94 • City of Miami Ordinance #12258, 7/25/02 • City of Miami Ordinance #13194, 9/27/10 <p>Supplemental Waste Fee on Commercial Hauling</p> <ul style="list-style-type: none"> • State of Florida Statutes, Section 166.201 • City of Miami Code, Sections 22.1, 22.12 and 22.16 • City of Miami Ordinance #10128, 7/10/86 • Solid Waste Departmental Policies • Franchisee agrees to remit monthly to the City, Twenty four percent (24%) of its gross receipts, generated from accounts within the City limits, or \$500.00 whichever is greater. • Other fees as per Fees as per Franchise agreement.

Resource VII – Licenses and Permits

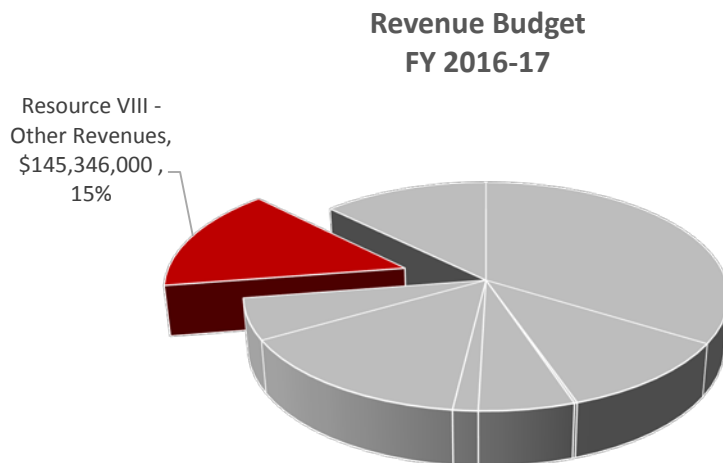
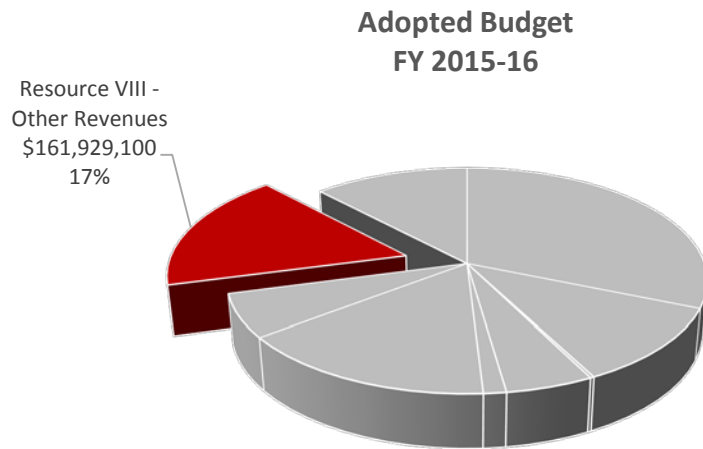
Name:	Other License, Fees and Permits (SW FR)
Fees/Computations:	<p>Solid Waste Fee Penalties - Acts/Conditions of Noncompliance</p> <ul style="list-style-type: none"> ○ Excess Collection Fees ○ Any and all bulk waste collection in excess of four collections annually, each..... \$100.00 ○ 1st offense \$262.50 ○ 2nd offense..... \$525.00 ○ 3rd offense \$1,050.00 ○ Each additional offense \$1,050.00 ○ The placement of containers, garbage, trash, bulky and/or industrial waste on public rights-of-way \$79.00 ○ Dumpster(s) not kept in approved garbage facility.... \$79.00 ○ Failure of commercial property to have in effect an agreement with a waste hauler for the collection and removal of solid waste/garbage from the premises \$262.50 ○ Failure to inform NET service center of intent to discontinue service \$52.50 ○ Failure to screen container..... \$52.50 ○ Failure to remove raw or processed organic waste matter from food service establishment..... \$79.00 ○ Failure to maintain property, sidewalk, alley, and/or public right-of-way..... \$52.50 ○ Commercial container violation \$52.50 ○ Insufficient numb. of approved garbage receptacles\$52.50 ○ Failure to properly mark container \$52.50 ○ Uncontainerized garbage or miscellaneous trash in receptacle area \$79.00 ○ Unauthorized disposal of garbage or trash or other waste materials consisting of industrial and bulky waste or other waste material \$525.00 ○ Disposal of trash or other waste materials placed in right-of-way at other than authorized time \$79.00 ○ Illegal dumping by a person..... \$525.00 ○ Illegal dumping \$525.00 ○ Littering \$525.00 ○ Illegal dumping from any commercial vehicle..... \$1,050.00 ○ Illegal dumping of waste tires \$1,050.00 ○ Garbage deposited at mini-dump site..... \$157.50 ○ Use of mini-dump site by commercial establishment \$525.00 ○ Impeding, salvaging and vandalism of bulky waste Mini-dump site \$262.50 ○ Trash not containerized or bundled \$79.00 ○ Unauthorized bulky waste on right-of-way..... \$79.00 ○ Garbage not containerized \$79.00

Resource VII – Licenses and Permits

Name:	Other License, Fees and Permits (SW FR)
Fees/Computations:	<p>Solid Waste Fee Penalties - Acts/Conditions of Noncompliance (cont.)</p> <ul style="list-style-type: none"> ○ Sunken containers \$105.00 ○ Operating a vehicle without a valid registration \$262.50 ○ Failure to properly identify equipment \$105.00 ○ All other violations..... \$79.00 ○ Failure of franchisee to remove container(s) from discontinued accounts..... \$79.00 ○ City provision of service to discontinued commercial/multi-family property \$262.50 ○ Failure of franchisee to remove container(s) from discontinued accounts..... \$79.00 ○ City provision of service to discontinued commercial/multi-family property \$262.50 ○ Failure of property owner to have contract with city franchised hauler..... \$262.50 ○ Engaging in commercial solid waste collection without city franchise \$500.00 ○ Failure to use city container or to set-out properly ... \$79.00 ○ Other fees as per City Code and Franchise agreement.

Resource VIII – Other Revenues

Other Revenues – This category represents revenues not otherwise specified within and consists of miscellaneous revenues and other inflows. Also includes the designation of the unreserved fund balance, which is utilized in the current year’s budget.



This Page Left Intentionally Blank

Resource VIII – Other Revenues

Name:	Utility Service Fee-Other
Revenue Category:	Other Revenues
Receiving Fund(s):	General Fund
Object Code:	414900 - Utility Service Fee-Other
Purpose:	
Receiving Department:	Finance Department
Frequency of Collection:	Collection Period is Non-Specific
Use of Revenue:	<ul style="list-style-type: none"> • General Governmental Activities
Legal Authority:	<ul style="list-style-type: none"> •
Fees/Computations:	<ul style="list-style-type: none"> •
Exemptions:	<ul style="list-style-type: none"> •

Resource VIII – Other Revenues

Name:	CFS-Other Charges For Services
Revenue Category:	Other Revenues
Receiving Fund(s):	General Fund
Object Code:	449000 - CFS-Other Charges For Services
Purpose:	<ul style="list-style-type: none"> • Fees generated from the issuance of miscellaneous permits not otherwise specified. • Fees generated from various reproduction services. • Revenues received for providing miscellaneous services which are not otherwise specified. • Fees generated from the recovery of indirect costs incurred by the City of Miami in conjunction with the administration and operation of federally-supported programs. • Fees generated from non-compliance of City of Miami ordinances or established codes, through the Code Enforcement Board, enforced by Code Inspectors or the City Attorney Office.
Receiving Department:	Finance Department
Frequency of Collection:	Daily
Use of Revenue:	<ul style="list-style-type: none"> • General Governmental Activities
Legal Authority:	<p>Service Charges</p> <ul style="list-style-type: none"> • City of Miami Departmental Policy <p>Reproduction</p> <ul style="list-style-type: none"> • City of Miami Departmental Policy <p>Others</p> <ul style="list-style-type: none"> • City of Miami Departmental Policy <p>Miscellaneous Service Charges</p> <ul style="list-style-type: none"> • City of Miami Departmental Policy <p>Pension – Metro Courts</p> <ul style="list-style-type: none"> • Florida Statutes Chapters 110, 112 • City of Miami Code Section 40.225 • City of Miami Code Section 40.230 (4) & (5) • City of Miami Ordinance #10002, 6/13/85 <p>Cost Allocation Plan</p> <ul style="list-style-type: none"> • Related to the terms of the applicable program and upon acceptance by the City of Miami Commission.
Fees/Computations:	<p>Pension – Metro Courts</p> <ul style="list-style-type: none"> • Based on actuarial report. <p>Cost Allocation Plan</p> <ul style="list-style-type: none"> • Based on the agreed upon rate.
Exemptions:	<p>Cost Allocation Plan</p> <ul style="list-style-type: none"> • When not specifically granted by the program sponsor.

Resource VIII – Other Revenues

Name:	Other Fines And/Or Forfeits
Revenue Category:	Other Revenues
Receiving Fund(s):	General Fund
Object Code:	459000 - Fines-Other Fines And/Or Forfeits
Purpose:	<ul style="list-style-type: none"> • Revenue generated from the sale of delinquent assessment liens or collection of installments or payoffs. • Any improvement (i.e. repaving a street) done by the City of Miami in a residential area benefiting residence of the area, each homeowner will pay an assessment lien which will be shared equally by all homeowners which benefited from the improvement.
Receiving Department:	Finance Department
Frequency of Collection:	Collection Period is Non-Specific
Use of Revenue:	<ul style="list-style-type: none"> • General Governmental Activities
Legal Authority:	Assessment Lien Revenue <ul style="list-style-type: none"> • City of Miami Code Sections 18.38-18.39
Fees/Computations:	<ul style="list-style-type: none"> • Balance of principal due. Principal is established by Public Works when a lien is certified by the City Commission.
Exemptions:	<ul style="list-style-type: none"> • None

Resource VIII – Other Revenues

Name:	Miscellaneous -Disposition Of Fixed Assets
Revenue Category:	Other Revenues
Receiving Fund(s):	General Fund
Object Code:	464000 – Miscellaneous -Disposition Of Fixed Assets
Purpose:	<ul style="list-style-type: none"> • Revenues from auction of unclaimed property in Police Department • Revenues received from the sale of City of Miami owned land and other assets not otherwise specified.
Receiving Department:	Various Departments
Frequency of Collection:	Collection Period is Non-Specific
Use of Revenue:	<ul style="list-style-type: none"> • General Governmental Activities
Legal Authority:	<p>Sales of Unclaimed Property</p> <ul style="list-style-type: none"> • State of Florida Statutes, Section 717.001-1400 • City of Miami Code #42-124 • City of Miami Ordinance #11445, 02/20/1997 • City of Miami Ordinance #11592, 01/13/1997 • City of Miami Ordinance #11700, 09/28/1998 <p>Other Land Sales</p> <ul style="list-style-type: none"> • City of Miami Departmental Policy
Fees/Computations:	<p>Sale of Equipment</p> <ul style="list-style-type: none"> • Based on amount received during sale to the public. <p>Other Land Sales</p> <ul style="list-style-type: none"> • Based on amount received at sale.
Exemptions:	<ul style="list-style-type: none"> • None

Resource VIII – Other Revenues

Name:	Miscellaneous-Sales Of Surplus Materials And Scrap
Revenue Category:	Other Revenues
Receiving Fund(s):	General Fund
Object Code:	465000 - Miscellaneous-Sales Of Surplus Materials And Scrap
Purpose:	Revenues received from the sale of City of Miami owned surplus property. This is not a recurring budget resource.
Receiving Department:	Finance Department
Frequency of Collection:	Collection Period is Non-Specific
Use of Revenue:	<ul style="list-style-type: none"> • General Governmental Activities
Legal Authority:	Other Surplus Sale <ul style="list-style-type: none"> • City of Miami Departmental Policy
Fees/Computations:	<ul style="list-style-type: none"> • None
Exemptions:	<ul style="list-style-type: none"> • None

Resource VIII – Other Revenues

Name:	Miscellaneous-Contributions and Donations From Private Sources
Revenue Category:	Other Revenues
Receiving Fund(s):	General Fund and Special Revenue Fund
Object Code:	466000 - Miscellaneous-Contributions and Donations From Private Sources
Purpose:	Revenues received from various donations accepted by the City of Miami. This is not a recurring budget resource.
Receiving Department:	All Applicable Departments
Frequency of Collection:	Collection Period is Non-Specific
Use of Revenue:	<ul style="list-style-type: none"> • As specified by the donation contributor.
Legal Authority:	<ul style="list-style-type: none"> • Upon acceptance by the City of Miami Commission
Fees/Computations:	<ul style="list-style-type: none"> • None
Exemptions:	<ul style="list-style-type: none"> • As specified by the donation contributor.

Resource VIII – Other Revenues

Name:	Miscellaneous -Pension Fund Contributions
Revenue Category:	Other Revenues
Receiving Fund(s):	General Fund
Object Code:	468000 – Miscellaneous -Pension Fund Contributions
Purpose:	
Receiving Department:	Finance Department
Frequency of Collection:	Collection Period is Non-Specific
Use of Revenue:	<ul style="list-style-type: none"> •
Legal Authority:	<p>Pension Metro Water & Sewers</p> <ul style="list-style-type: none"> • Florida Statutes Chapters 110, 112 • City of Miami Code Section 40.225 • City of Miami Code Section 40.230 (4) & (5) • City of Miami Ordinance #10002, 6/13/85
Fees/Computations:	<ul style="list-style-type: none"> • Based on actuarial report.
Exemptions:	<ul style="list-style-type: none"> • None

Resource VIII – Other Revenues

Name:	Miscellaneous-Other Miscellaneous Revenues
Revenue Category:	Other Revenues
Receiving Fund(s):	General Fund
Object Code:	469000 -010 Miscellaneous-Other Miscellaneous Revenues, Late Fee Revenue
Purpose:	<ul style="list-style-type: none"> • Revenues collected from reimbursement of rental vehicle from Drug Enforcement Administration Task Force agreement with the City of Miami through the High Intensity Drug Trafficking Area grants. • Revenues derived from fees paid by the requesting attorneys to members of the Miami Police Department who are subpoenaed by those attorneys for depositions, trials, hearings, and as expert witnesses during regular City working hours. • Revenue generated from service charges not otherwise specified or directly classified under any other resource. • Reimbursement from an intergovernmental agency for expenditures incurred in a prior fiscal year period. Not a recurring budget resource. • To collect funds from non-recurring sources such as sale of City of Miami confiscated items, bank error reconciliations, miscellaneous reimbursements, unfulfilled contracts, certain offset transactions, incidentals and other similar items. • Revenue generated from any damage done to City of Miami vehicles or employees by a third party or employee. • Fees generated from services provided by off-duty fire-rescue personnel to persons or businesses. • The designation of the fund balance to support the current year budget. This is not a revenue source, but consists of prior year fund equity designated for subsequent year expenditures. • To collect funds from City of Miami-owned property damage in which the City of Miami was not at fault. • Adjustment to revenues as a result of cashier overage which cannot be otherwise accounted for. This is not a recurring budget resource. • The reservation of the fund balance equal to the amount of outstanding purchase orders for good and services at the end of the prior fiscal year. A subsequent year appropriation is provided to complete the transactions. This is not a revenue source, but an inflow of existing funds. • Subsequent collection or elimination of outstanding accounts receivables. • Fees generated from lost and found items to offset costs of transporting, storing, and publishing the items by the Police Department. • Revenue generated from late fee as charged by the Finance Department.

Resource VIII – Other Revenues

Name:	Miscellaneous-Other Miscellaneous Revenues
Receiving Department:	Various City Departments
Frequency of Collection:	Collection Period is Non-Specific
Use of Revenue:	<ul style="list-style-type: none"> • General Governmental Activities <p>Salary Recovery</p> <ul style="list-style-type: none"> • To recover the salary paid to fire-rescue personnel while providing off-duty services, as well as the costs incurred by rescue, firefighting and foot patrol units; to offset the costs of administering the off-duty fire-rescue services program, and to contribute (\$2.40 of each fee collected) to the City’s self-insurance and insurance trust fund. <p>Prior Year Encumbrance Roll-over</p> <ul style="list-style-type: none"> • To complete transactions of prior year purchase orders for goods and services. <p>Accounts Receivable Collections</p> <ul style="list-style-type: none"> • To eliminate outstanding accounts receivables in the General Fund. <p>Rental Vehicle Reimbursement</p> <p>Reimbursement of rental vehicle costs.</p> <p>Witness Fees</p> <p>General Government Activities</p>
Legal Authority:	<p>Special departmental services; fees</p> <ul style="list-style-type: none"> • State of Florida Statutes Section 705.101 • State of Florida Statutes Section 705.102 • City of Miami Code, Section 42.44 • City of Miami Ordinance #9766, 02/23/78 • City of Miami Ordinance #9013, 10/31/79 • City of Miami Ordinance #10128, 7/10/86 • City of Miami Ordinance #10570, 4/13/89 • City of Miami Ordinance #10824, 1/10/91 • City of Miami Ordinance #11007, 10/8/92 • City of Miami Ordinance #11425, 12/12/96 • City of Miami Ordinance #11539, 9/9/97 • City of Miami Ordinance #13108, 10/8/09 <p>Service Charges - General Government</p> <ul style="list-style-type: none"> • City of Miami Departmental Policy

Resource VIII – Other Revenues

Name:	Miscellaneous-Other Miscellaneous Revenues
Legal Authority:	<p>Reimbursement Prior Year Expenditure</p> <ul style="list-style-type: none"> • City of Miami Departmental Policy <p>Miscellaneous Revenue</p> <ul style="list-style-type: none"> • City of Miami Departmental Policy <p>Third Party Recovery</p> <ul style="list-style-type: none"> • City of Miami Code Section 18.93 <p>Salary Recovery</p> <ul style="list-style-type: none"> • City of Miami Code Section 19.9 <p>Recovery of Damage to City Property</p> <ul style="list-style-type: none"> • City of Miami Code Section 18.104 <p>Accounts Receivable Collections</p> <ul style="list-style-type: none"> • City of Miami Departmental Policy <p>Deposits</p> <ul style="list-style-type: none"> • City of Miami Departmental Policy <p>Witness Fees</p> <ul style="list-style-type: none"> • State of Florida Statutes Section 92.141 and 92.142 <p>Rental Vehicle Reimbursement</p> <ul style="list-style-type: none"> • Drug Enforcement Administration Agreement with City of Miami
Fees/Computations:	<p>Reimbursement – Lost Property</p> <ul style="list-style-type: none"> • Costs of removal and destruction of lost or abandoned property, less any salvage value received by the City. • In the case of an abandoned motor vehicle, any person who neglects or refuses to pay for the above costs shall be subject to a fine of \$100.00.

Resource VIII – Other Revenues

Name:	Miscellaneous-Other Miscellaneous Revenues
Fees/Computations:	<p>Salary Recovery</p> <ul style="list-style-type: none"> As a fee payable to the city to offset the costs of administering the herein off-duty fire-rescue services program, the director of the department of fire-rescue shall cause to be collected and shall establish procedures for the collection by the city of a sum of \$65.77 per hour for a firefighter, \$77.29 per hour for a fire lieutenant, \$84.25 per hour for a fire captain and \$92.67 per hour for a chief fire officer, for one location. Multiple fire-rescue personnel, days or locations shall be assessed on a per person, per job, per day basis for contractual employment of off-duty fire-rescue personnel by private persons or firms. This fee shall be in addition to the hourly compensation rate payable by such private persons or firms to the individual fire-rescue representative. The monies received hereunder by the city shall be placed in the general fund except that \$2.40 of each fee collected shall be placed in the city self-insurance and insurance trust fund. <p>Carryover Fund Balance</p> <ul style="list-style-type: none"> Based on available fund balance at September 30th of the prior fiscal year and the amount required to support the total subsequent year expenditure budget. <p>Recovery of Damage to City Property</p> <ul style="list-style-type: none"> Based on the salvage value of damaged property. <p>Prior Year Encumbrance Roll-over</p> <ul style="list-style-type: none"> Based on amount of outstanding purchase orders for goods and services at the end of the prior fiscal year. <p>Accounts Receivable Collections</p> <ul style="list-style-type: none"> Based on amount of accounts receivable previously deemed uncollectible but was subsequently collected or written off. <p>Witness Fees</p> <ul style="list-style-type: none"> Pre-Trials and Trials.....\$7.50 Civil Depositions.....\$55.00

Resource VIII – Other Revenues

Name:	Settlements
Revenue Category:	Other Revenues
Receiving Fund(s):	General Fund
Object Code:	469300 - Settlements
Purpose:	Revenue generated from the settlements of outstanding decisions.
Receiving Department:	Risk Management Department
Frequency of Collection:	Collection Period is Non-Specific
Use of Revenue:	<ul style="list-style-type: none"> • General Governmental Activities
Legal Authority:	<ul style="list-style-type: none"> • Per City of Miami Policy
Fees/Computations:	<ul style="list-style-type: none"> • Based on court decisions.
Exemptions:	<ul style="list-style-type: none"> • None

Resource VIII – Other Revenues

Name:	Contra Revenue For Bad Debt
Revenue Category:	Other Revenues
Receiving Fund(s):	General Fund
Object Code:	469900 – Contra Revenue For Bad Debt
Purpose:	A contra revenue account created to reduce gross revenues to net revenues.
Receiving Department:	Finance Department
Frequency of Collection:	Collection Period is Non-Specific
Use of Revenue:	<ul style="list-style-type: none"> • General Governmental Activities
Name:	Contra Revenue For Bad Debt
Legal Authority:	<ul style="list-style-type: none"> • None
Fees/Computations:	<ul style="list-style-type: none"> • None
Exemptions:	<ul style="list-style-type: none"> • None

Resource VIII – Other Revenues

Name:	Debt Proceeds
Revenue Category:	Other Revenues
Receiving Fund(s):	General Fund
Object Code:	484000 – Debt Proceeds
Purpose:	To collect proceeds from debt issuance.
Receiving Department:	Finance Department
Frequency of Collection:	Collection Period is Non-Specific
Use of Revenue:	<ul style="list-style-type: none"> • For use specified in debt issuance.
Legal Authority:	<ul style="list-style-type: none"> • As per bond agreement document.
Fees/Computations:	<ul style="list-style-type: none"> • None
Exemptions:	<ul style="list-style-type: none"> • None

Resource VIII – Other Revenues

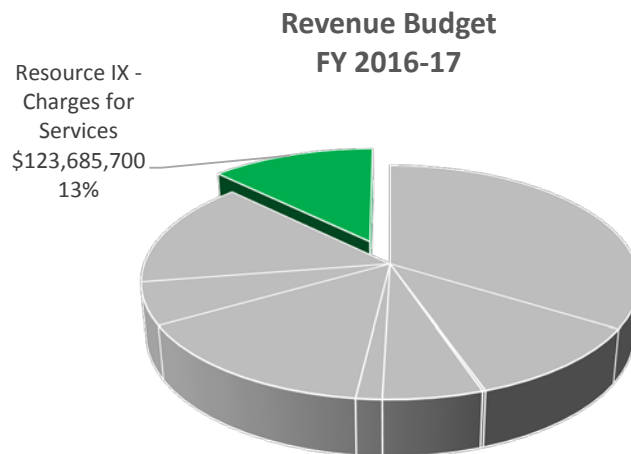
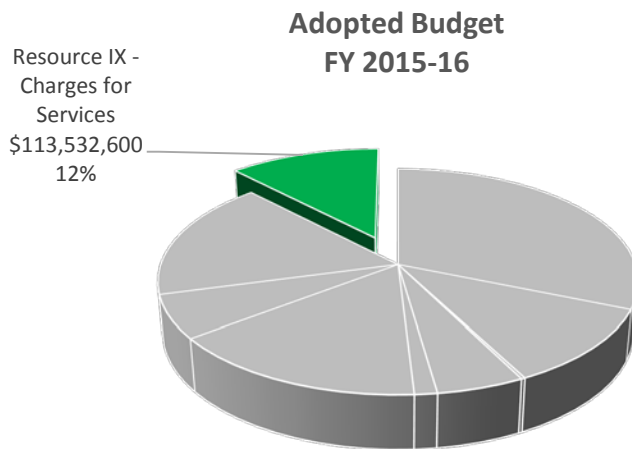
Name:	Other Nonoperating Sources
Revenue Category:	Other Revenues
Receiving Fund(s):	General Fund
Object Code:	489000 - Other-Other Nonoperating Sources
Purpose:	
Receiving Department:	Finance Department
Frequency of Collection:	Collection Period is Non-Specific
Use of Revenue:	<ul style="list-style-type: none"> • General Governmental Activities
Legal Authority:	<ul style="list-style-type: none"> • City of Miami Departmental Policy
Fees/Computations:	<ul style="list-style-type: none"> • None
Exemptions:	<ul style="list-style-type: none"> • None

Resource VIII – Other Revenues

Name:	Other Non-Operating Sources
Revenue Category:	Other Revenues
Receiving Fund(s):	General Fund and Special Revenue Fund
Object Code:	489900 - Other-Other Non-Operating Sources
Purpose:	Revenues received from administrative fees collected by Police Auto Pound upon release of towed vehicle.
Receiving Department:	Police Department
Frequency of Collection:	Collection Period is Non-Specific
Use of Revenue:	<ul style="list-style-type: none"> • General Governmental Activities
Legal Authority:	<ul style="list-style-type: none"> • City Code Sections 42-110 • Florida Statutes 715.07 and 713.78 • City of Miami Ordinance #11426, 12/12/96
Fees/Computations:	<ul style="list-style-type: none"> • Fee by Wrecker, Classes A through D \$25.00
Exemptions:	<ul style="list-style-type: none"> • None

Resource IX – Charges for Services

Charges for Services – Revenues in this category are derived from charges for the use of certain City services. There are five areas of charges for services. They are (1) General Government, which is charges for reports, public documents and photographs; (2) Public Safety this includes charges for police, fire protection, and emergency services; (3) Physical Environment for cemetery charges; (4) Parks, Recreation and Special Events for the use of City-owned facilities and participation in related activities and (5) Other Charges for Services for areas not specifically mentioned.



This Page Left Intentionally Blank

Resource IX – Charges for Services

Name:	Internal Service Fund Fees and Charges
Revenue Category:	Charges for Services
Receiving Fund(s):	General Fund and Special Revenue Fund
Object Code:	441200 - CFS-GG Internal Service Fund Fees and Charges
Purpose:	<ul style="list-style-type: none"> • Fees generated from processing tentative plats, recording plats submitted for City of Miami approval and monuments not properly placed. • Fees generated from a prospective property buyer for conducting an analysis of property that is for sale in order to determine outstanding liabilities placed against said property.
Receiving Department:	Public Works Department and Finance Department
Frequency of Collection:	Daily
Use of Revenue:	<ul style="list-style-type: none"> • General Governmental Activities
Legal Authority:	<p>Plat</p> <p>Lien Search Fees</p> <ul style="list-style-type: none"> • City of Miami Departmental Policy
Fees/Computations:	<p>Plat Check</p> <ul style="list-style-type: none"> • Recording Plat <ul style="list-style-type: none"> ○ To accompany a tentative plat application \$370.00 ○ For resubmission of tentative plat when submitted for recording \$190.00 ○ For resubmission of tentative plat by different owner \$190.00 ○ For resubmission of tentative plat with new boundary \$190.00 ○ To accompany final plat when submitted for recording \$1,000.00 • Extending subdivision improvement time limit. For each time limit extension granted for completion of subdivision improvements required in conjunction with a recorded plat the following fee applies: <ul style="list-style-type: none"> ○ \$210.00 or 5% of the subdivision improvement bond amount, whichever is greater. • Not properly placed monuments: <ul style="list-style-type: none"> ○ Purpose of checking permanent reference per/hr \$21.00 ○ Survey party, each hour..... \$52.50 <p>Lien Search Fees</p> <ul style="list-style-type: none"> • Per search..... \$5.25
Exemptions:	<ul style="list-style-type: none"> • None

Resource IX – Charges for Services

Name:	Other General Government Charges and Fees
Revenue Category:	Charges for Services
Receiving Fund(s):	General Fund and Special Revenue Fund
Object Code:	441900 - CFS-GG-Other General Government Charges and Fees
Purpose:	<ul style="list-style-type: none"> • Revenue generated from the sale of all concessions such as beverages, food and paraphernalia at events staged within City of Miami-owned public facilities. • To collect funds for the use of utilities of City of Miami owned public facilities (only in relation to an event and not normal operations of the facility). • Revenue generated from the Melreese Golf Course Pro Shop store sales of goods. • Fees generated for copies of ordinances and other records. • Revenue generated from the sale of licenses for coin operated machines.
Receiving Department:	Parks and Recreation Department, Public Facilities Department and City Clerk Department
Frequency of Collection:	Daily, Non-Specific
Use of Revenue:	<ul style="list-style-type: none"> • General Governmental Activities
Legal Authority:	<p>Concessions</p> <ul style="list-style-type: none"> • City of Miami Code, Section 38.45 • City of Miami Code, Section 38.65 • City of Miami Code, Section 39.25 • City of Miami Code, Section 39.29 • City of Miami Code, Section 39.57 • City of Miami Code, Section 53.87 • City of Miami Code, Section 53.91 • City of Miami Code, Section 53.136 • City of Miami Code, Section 53.140 • City of Miami Ordinance # 8692, 9/8/77 • City of Miami Ordinance # 8735, 1/11/78 • City of Miami Ordinance # 10123, 7/10/86 • City of Miami Ordinance # 11196, 10/27/94 • City of Miami Ordinance # 11411, 11/21/96 <p>Utilities</p> <ul style="list-style-type: none"> • City of Miami Code, Sections 53.104 -53.161 <p>Pro Shop</p> <ul style="list-style-type: none"> • City of Miami Commission Resolution 05-0157, 3/17/05

Resource IX – Charges for Services

Name:	Other General Government Charges and Fees
Legal Authority:	<p>City Clerk – Qualifying Fees</p> <ul style="list-style-type: none"> • State of Florida Statute, Chapter 119.070 • City of Miami Code, Section 2.142 • City of Miami Ordinance #9638, 6/9/83 • City of Miami Ordinance #12154, 11/15/01 • City of Miami Ordinance #12175, 1/10/02 • City of Miami Ordinance #12431, 11/13/03 • City of Miami Ordinance #13142, 2/11/10 <p>Coin Operated Machines</p> <ul style="list-style-type: none"> • State of Florida Statute Chapter 877.08 • Miami-Dade County Code Section 8A.217 • City of Miami Code Section 12 • City of Miami Ordinance #13213, 10/14/10
Fees/Computations:	<p>Concessions</p> <ul style="list-style-type: none"> • Proceeds based on an agreed-upon contract amount. <p>Utilities</p> <ul style="list-style-type: none"> • Based on the City of Miami utility rate x the usage amount during the date(s) of the event. <p>Pro Shop</p> <ul style="list-style-type: none"> • Revenue depends on the kind and quantity of goods sold by the Pro Shop store. <p>City Clerk – Qualifying Fees</p> <ul style="list-style-type: none"> • Duplicating cassette tape from original tape when the city clerk furnishes their own cassette..... \$8.50 • Duplicating digital voice recordings in compact disc, maximum fee \$15.75 • Certification of any document, each..... \$1.00 <p>In accordance with the provisions of Florida Statute, 119.070, the City of Miami is permitted and shall charge an “extensive research fee” when extraordinary time constraint is designated by the person requesting copies or research of public records, requiring extraordinary expenditures of time by the city clerk’s office or other city department acting as records custodian.</p>

Resource IX – Charges for Services

Name:	Other General Government Charges and Fees
Fees/Computations:	<p>Coin Operated Machines</p> <ul style="list-style-type: none"> • An operator shall obtain a certificate of authorization from the city for one year by submitting a payment of a regulatory fee in the amount of \$500.00 per amusement game or machine. Each year, the operator shall obtain a new certificate of authorization from the city by submitting a renewal fee in the amount of \$500.00 per amusement game or machine. • In the event of nonpayment of the fee for a BTR required for any amusement game or machine, authority is hereby given and granted to the city manager or his designee to seize the amusement game or machine, and, in the event any amusement game or machine is seized for the nonpayment of any BTR, there shall be added, charged and collected by the city an additional hauling fee of \$125.00 for each amusement game or machine seized and an additional storage fee of \$10.00 per day for each amusement game or machine stored.
Exemptions:	<ul style="list-style-type: none"> • None

Resource IX – Charges for Services

Name:	Internal Service Fund Fees and Charges
Revenue Category:	Charges for Services
Receiving Fund(s):	General Fund an Special Revenue Fund
Object Code:	442100 - Internal Service Fund Fees and Charges
Purpose:	<ul style="list-style-type: none"> • Revenues generated from charges for services by the City of Miami Police Department not otherwise specified. Not a recurring budget resource. • Fees generated from the equipment surcharge levied for the rental of police motorcycle escorts. • Fees generated from permits, expenses incurred by answering false alarms and reinstatement of permits revoked due to excessive false alarms. • Fees generated from administrative costs incurred by the City of Miami for off-duty police services performed under contract with private persons or firms, in addition to any special assessments that may be required for motorcycle escorts. • Fees generated from the City of Miami storage of motor vehicles removed from private property and business enterprises. • Revenue generated from the assessment of an additional penalty for non-criminal traffic infractions. • Revenues generated from use of the College of Police by outside non-city agencies. • Revenues generated by joint use of College of Police by Miami-Dade County Public Schools as per inter-local agreement. • Revenues generated from reimbursement of Off-Duty Special pays at Special Taxing District as per agreement with Miami-Dade County.
Receiving Department:	Police Department and Finance Department
Frequency of Collection:	Quarterly, Daily, and Non-Specific
Use of Revenue	<p>Other Police Services</p> <ul style="list-style-type: none"> • General Governmental Activities <p>Police Escort (Funeral)</p> <ul style="list-style-type: none"> • To offset the costs incurred in the administration of the Off-Duty Police Service Program and to contribute (\$5.00 of each administrative fee collected) to the City of Miami Self-Insurance and Insurance Trust Fund. <p>Burglary and Robbery Alarm Ordinance</p> <ul style="list-style-type: none"> • General Governmental Activities

Resource IX – Charges for Services

Name:	Internal Service Fund Fees and Charges
Use of Revenue	<p>Police Administrative Surcharge, Off Duty</p> <ul style="list-style-type: none"> • To offset the costs incurred in the administration of the Off-Duty Police Services Program and to contribute (\$5.00 of each administrative fee collected) to the City of Miami Self-Insurance and Insurance Trust Fund. <p>Towing Administrative Charges</p> <ul style="list-style-type: none"> • General Governmental Activities. <p>School Crossing Guard</p> <ul style="list-style-type: none"> • To fund the Municipal School Crossing Guard Program. <p>Special Taxing District</p> <ul style="list-style-type: none"> • Reimbursement of Off-Duty Special Pay of Police Officers assigned to each district. <p>College of Police – Law Enforcement Officers Memorial High School</p> <ul style="list-style-type: none"> • Reimbursement of utilities and maintenance costs from outside entities for joint use of the College of Police. <p>College of Police</p> <ul style="list-style-type: none"> • General Governmental Activities <p>Other Police Services</p> <ul style="list-style-type: none"> • City of Miami departmental policy
Legal Authority:	<p>Police Escort (Funeral)</p> <ul style="list-style-type: none"> • City of Miami Code, Section 42.08 • City of Miami Ordinance #10127, 6/11/86 • City of Miami Resolution #78-466, 6/13/78 • City of Miami Ordinance #8994, 9/27/79 • City of Miami Ordinance #9059, 1/24/80 • City of Miami Ordinance #10127, 7/12/96 • City of Miami Ordinance #11423, 12/12/96 • City of Miami Ordinance #13142, 2/11/10 • City of Miami Police Departmental Policies <p>Burglary and Robbery Alarm Ordinance</p> <ul style="list-style-type: none"> • City of Miami Code, Sections 3.23, 3.24 and 3.29 • City of Miami Ordinance #9203, 11/26/80 • City of Miami Ordinance #10948, 2/13/92 • City of Miami Ordinance #10988, 6/11/92 • City of Miami Ordinance #11424, 12/12/96 • City of Miami Ordinance #13142, 2/11/10

Resource IX – Charges for Services

Name:	Internal Service Fund Fees and Charges
Legal Authority:	<p>Police Administrative Surcharge, Off Duty</p> <ul style="list-style-type: none"> • City of Miami Code, Section 42 -8 • City of Miami Ordinance #10127, 7/10/86 • City of Miami Ordinance #11423, 12/12/96 • City of Miami Police Departmental Policies <p>Towing Administrative Charges</p> <ul style="list-style-type: none"> • State of Florida Statutes, Chapter 715.07 • City of Miami Code, Sections 42.106, 42.109 and 42.110 • City of Miami Ordinance #10537, 1/12/89 • City of Miami Ordinance #10564, 3/23/89 • City of Miami Ordinance #11382, 7/25/96 • City of Miami Ordinance #11426, 12/12/96 • City of Miami Ordinance #12285, 10/10/02 • City of Miami Ordinance #12694, 6/9/05 • City of Miami Ordinance #12828, 7/13/06 • City of Miami Ordinance #13142, 2/11/10 <p>School Crossing Guard</p> <ul style="list-style-type: none"> • State of Florida Statutes, Sections 318.21(11)(a)(b) • Miami-Dade County Resolution #119-85, 1/22/85 • Miami-Dade County Code, Section 30.208.1(a)(b) • Miami-Dade County Ordinance #85.60, 9/3/85 • Miami-Dade County Ordinance #95.174, 9/20/95 <p>College of Police – Law Enforcement Officers Memorial High School</p> <ul style="list-style-type: none"> • City of Miami Resolution #R-07-0532, 09/27/2007 • City of Miami Resolution #R-07-0650, 11/09/2007 <p>College of Police</p> <ul style="list-style-type: none"> • As per Departmental Policy <p>Special Taxing District</p> <ul style="list-style-type: none"> • State of Florida Statutes, Section 163.01 • City of Miami Ordinance #11302, 9/14/1995 • City of Miami Ordinance #11476, 03/27/1997 • City of Miami Ordinance #11641, 03/24/1998 • City of Miami Ordinance #11460, 02/27/1999 • City of Miami Ordinance #11787, 04/09/1999 • City of Miami Resolution #R-04-0567, 09/09/2004 • City of Miami Resolution #R-05-0564, 09/22/2005 • City of Miami Resolution #R-06-0172, 03/23/2006 • City of Miami Resolution #R-11-0063, 02/24/2011

Resource IX – Charges for Services

Name:	Internal Service Fund Fees and Charges
Legal Authority:	<p>Police Escort (Funeral)</p> <ul style="list-style-type: none"> • Rental per escort per motor cycle \$25.00 <p>Burglary and Robbery Alarm Ordinance</p> <ul style="list-style-type: none"> • Annual renewal fee \$79.00 • Annual renewal fee if no false alarms..... \$26.50 • Fine for a false alarm with no alarm permit issued \$210.00 • Fine for a false alarm with an expired alarm permit..... \$157.50 • Late fee for expired permits \$26.50 • Failure by an alarm company to comply with new alarm customers City of Miami regulations \$262.50 • Activation service charge after first 2 false alarms..... No Charge • Activation service charge after first third false alarm..... \$52.50 • Activation service charge after first fourth false alarm \$105.00 • Activation service charge after first fifth false alarm..... \$157.50 • Activation service charge after first sixth false alarm..... \$210.00 • Activation service charge after permit revocation due to the seventh false alarm..... \$157.50 <p>Police Administrative Surcharge, Off Duty</p> <ul style="list-style-type: none"> • Administrative fee, per-hour, per-man, per-location \$3.00 • Minimum fee required, three-hour, per-man, per-location.\$9.00 • Additional administrative fee for assignments for residential off-duty patrol..... \$10.00 <p>Police Escort (Funeral)</p> <ul style="list-style-type: none"> • Rental per escort per motor cycle \$25.00
Fees/Computations:	<p>Burglary and Robbery Alarm Ordinance</p> <ul style="list-style-type: none"> • Annual renewal fee \$79.00 • Annual renewal fee if no false alarms..... \$26.50 • Fine for a false alarm with no alarm permit issued \$210.00 • Fine for a false alarm with an expired alarm permit..... \$157.50 • Late fee for expired permits \$26.50 • Failure by an alarm company to comply with new alarm customers City of Miami regulations \$262.50 • Activation service charge after first 2 false alarms..... No Charge • Activation service charge after first third false alarm..... \$52.50 • Activation service charge after first fourth false alarm \$105.00 • Activation service charge after first fifth false alarm..... \$157.50 • Activation service charge after first sixth false alarm..... \$210.00 • Activation service charge after permit revocation due to the seventh false alarm..... \$157.50

Resource IX – Charges for Services

Name:	Internal Service Fund Fees and Charges
Fees/Computations:	<p>Police Administrative Surcharge, Off Duty</p> <ul style="list-style-type: none"> • Administrative fee, per-hour, per-man, per-location \$3.00 • Minimum fee required, three-hour, per-man, per-location.\$9.00 • Additional administrative fee for assignments for residential off-duty patrol..... \$10.00 <p>Towing Administrative Charges</p> <ul style="list-style-type: none"> • License and Violations <ul style="list-style-type: none"> ○ Annual license fee \$262.50 ○ Penalty, first offense \$525.00 ○ Penalty, second offense \$1,050.00 ○ Each successive violation will include a fine not to exceed \$1,050.00 or imprisonment in the Miami-Dade County jail not to exceed 60 days or both. • Towing Administrative Fees <ul style="list-style-type: none"> ○ Charge for towing \$16.00 ○ Late payment fee \$525.00 • Storage Daily Rates <ul style="list-style-type: none"> ○ Any vehicle, first six hours No Charge ○ Motorcycles..... \$4.50 ○ Passenger vehicles (up to ½-ton trucks) \$12.50 ○ Large vehicles (above ½-ton trucks) \$12.50 • Service fee from wrecker \$26.00 <p>School Crossing Guard</p> <ul style="list-style-type: none"> • Additional Penalty, per violation \$4.20 <p>Special Taxing District</p> <ul style="list-style-type: none"> ○ Cost reimbursement at prevailing off-duty rates <p>College of Police – Law Enforcement Officers Memorial High School</p> <ul style="list-style-type: none"> ○ Miami-Dade County Public Schools reimburses the City of Miami approximately 41% of utilities and maintenance costs for its share of the College of Police <p>College of Police</p> <ul style="list-style-type: none"> ○ Miami-Dade County Public Schools reimburses the City of Miami approximately 41% of utility costs for its share of the College of Police

Resource IX – Charges for Services

Name:	Internal Service Fund Fees and Charges
Fees/Computations:	<p>Fees charged by the Miami Police Training Center</p> <p>In-Service Classes</p> <ul style="list-style-type: none"> ○ Officer Survival Training (4 day course) \$150.00 ○ FDLE Mandatory Training (2 day course)..... \$50.00 ○ Crime Scene Investigations (5 day course) \$180.00 ○ HR 218 Training (Firearms course)..... \$35.00 ○ Specialized Classes cost varies <p>International Policing Institute</p> <ul style="list-style-type: none"> ○ Internship rate per week..... \$300.00 ○ Specialized program varies cost varies <p>Program and courses are based on agency needs and charges based on contract proposals</p> <p>Use of Police College Facilities</p> <ul style="list-style-type: none"> ○ Auditorium \$300.00 (8-10hrs) ○ \$150.00 (4-6hrs) ○ Dormitory Room \$50.00 per night. After 2 weeks rate is \$700/month ○ Classroom..... \$100.00 (8-10hrs) ○ \$50.00 (4-6hrs) ○ Gymnasium \$300.00 (8-10hrs) ○ \$150.00 (4-6hrs) ○ Defensive Tactics Room \$300.00 (8-10hrs) ○ \$150.00 (4-6hrs) ○ Rooftop Terrace \$300.00 (8-10hrs) ○ \$150.00 (4-6hrs) ○ Firearms Range \$360.00 (8-10hrs) ○ \$180.00 (4-5hrs) ○ Moot Courtroom..... \$200.00 (8-10hrs)

Resource IX – Charges for Services

Name:	Internal Service Fund Fees and Charges
Fees/Computations:	<p>Use of Police College Facilities (cont.)</p> <ul style="list-style-type: none"> ○ \$100.00 (4-6hrs) ○ Communications Room..... \$200.00 (8-10hrs) ○ \$100.00 (4-6hrs) <p>Police Academy Class</p> <ul style="list-style-type: none"> ○ Full-time Academy tuition..... \$6,100.00 ○ Part-time Academy tuition..... \$7,100.00 ○ Physical Agility exam \$30.00 ○ Background Check/Fingerprints..... \$90.00
Exemptions:	<ul style="list-style-type: none"> • None

Resource IX – Charges for Services

Name:	Emergency Service Fees
Revenue Category:	Charges for Services
Receiving Fund(s):	General Fund and Special Revenue Fund
Object Code:	442400 - CFS-PS-Emergency Service Fees
Purpose:	<ul style="list-style-type: none"> Fees generated from the provision of emergency medical transportation of sick, injured or otherwise incapacitated persons on streets, highways, waterways or airways in the State of Florida.
Receiving Department:	Fire Department
Frequency of Collection:	Daily
Use of Revenue:	<ul style="list-style-type: none"> General Governmental Activities
Legal Authority:	<p>Emergency Medical Services</p> <ul style="list-style-type: none"> City of Miami Code, Section 2.234 City of Miami Ordinance #10596, 6/7/89 City of Miami Ordinance #10767, 7/26/90 City of Miami Ordinance #11007, 10/8/92 City of Miami Ordinance #10767, 7/22/occupant load10
Fees/Computations:	<p>Emergency Medical Services</p> <ul style="list-style-type: none"> Basic life support..... \$500.00 Advanced life support 1 \$600.00 Advanced life support 2 \$800.00 Specially Care Transport \$730.00 Oxygen \$30.00 Mileage, per mile \$15.00 IV Solution..... \$30.00 Cardiac Monitoring \$30.00 Cervical Collar..... \$30.00 Special Handling \$30.00 Non-resident surcharge \$100.00
Exemptions:	<ul style="list-style-type: none"> None

Resource IX – Charges for Services

Name:	Protective Inspection Fees
Revenue Category:	Charges for Services
Receiving Fund(s):	General Fund and Special Revenue Fund
Object Code:	442500 - CFS-PS-Protective Inspection Fees
Purpose:	<ul style="list-style-type: none"> • Fees generated from fire flow inspections to new buildings and existing ones being altered which are subject to a fire flow test. • Fees generated from the inspection of inflammable liquid tanks and remote dispensing devices; additions, alterations, revamping, replacement or any other work which entails the breaking of the integrity of the system; and the issuance of permits. • Fees generated from the standpipe pressure tests by the City of Miami Fire Rescue Department pursuant to the requirements of the South Florida Building Code. • Revenues generated from the fees charged for permits and inspection tests of fire suppression detection and systems. • Revenues generated from the fees charged for re-inspection tests of fire suppression detection and systems. • Fees generated from the administration of the off-duty fire-rescue services program.
Receiving Department:	Fire Rescue Department and Finance Department
Frequency of Collection:	Daily and Non-Specific
Use of Revenue:	<p>Administration Fee – Fire-Rescue Services Program</p> <ul style="list-style-type: none"> • To offset the cost of administering the Off-Duty Fire-Rescue Services Program, a sum of \$65.77 per hour for a firefighter, \$77.29 per hour for a fire lieutenant, \$84.25 per hour for a fire captain and \$92.67 per hour for a chief fire officer, for one location. Multiple fire-rescue personnel, days or locations shall be assessed on a per person, per job, per day basis for contractual employment of off-duty fire-rescue personnel by private persons or firms. This fee shall be in addition to the hourly compensation rate payable by such private persons or firms to the individual fire-rescue representative. The monies received hereunder by the city shall be placed in the general fund except that \$2.40 of each fee collected shall be placed in the city self-insurance and insurance trust fund. <p>Other Departments General Governmental Activities</p> <p>Fire Flow Inspection</p> <ul style="list-style-type: none"> • Miami-Dade County Code, Article XIVA • City of Miami Code, Section 19.2(a) • City of Miami Ordinance #10596, 6/7/89

Resource IX – Charges for Services

Name:	Protective Inspection Fees
Use of Revenue:	<ul style="list-style-type: none"> • City of Miami Ordinance #10824, 1/10/91 • City of Miami Ordinance #11007, 10/8/92 • City of Miami Ordinance #11434, 1/16/97 • City of Miami Ordinance #12056, 4/26/01 • City of Miami Ordinance #13108, 10/8/09 • City of Miami Ordinance #13201, 9/27/10 <p>Inflammable Liquids Inspections</p> <ul style="list-style-type: none"> • City of Miami Code Section, 19.5 • City of Miami Ordinance #10596, 6/7/89 • City of Miami Ordinance #10824, 1/10/91 • City of Miami Ordinance #11007, 10/8/92 • City of Miami Ordinance #13108, 10/8/09 • City of Miami Ordinance #13201, 9/27/10 <p>Standpipe Pressure Test</p> <ul style="list-style-type: none"> • South Florida Building Code • City of Miami Code, Section 19.2(b) • City of Miami Ordinance #10596, 6/7/89 • City of Miami Ordinance #10824, 1/10/91 • City of Miami Ordinance #11007, 10/8/92 • City of Miami Ordinance #11434, 1/16/97 • City of Miami Ordinance #12056, 4/26/01 • City of Miami Ordinance #13108, 10/8/09 • City of Miami Ordinance #13201, 9/27/10 <p>Ordinance 10596-Alarm System Inspection</p> <ul style="list-style-type: none"> • State of Florida Statutes, Section 166.222 • City of Miami Code, Section 19.2 • City of Miami Ordinance #10824, 1/10/91 • City of Miami Ordinance #11007, 10/8/92 • City of Miami Ordinance #11434, 1/16/97 • City of Miami Ordinance #12056, 4/26/01 • City of Miami Ordinance #13108, 10/8/09 • City of Miami Ordinance #13201, 9/27/10 <p>Ordinance 10596 –Re-Inspection Fees</p> <ul style="list-style-type: none"> • State of Florida Statutes, Section 166.222 • City of Miami Code, Section 19.2 • City of Miami Ordinance #10824, 1/10/91 • City of Miami Ordinance #11007, 10/8/92 • City of Miami Ordinance #11434, 1/16/97 • City of Miami Ordinance #12056, 4/26/01 • City of Miami Ordinance #13108, 10/8/09 • City of Miami Ordinance #13201, 9/27/10

Resource IX – Charges for Services

Name:	Protective Inspection Fees
Fees/Computations:	<p>Administration Fee – Self Insurance</p> <ul style="list-style-type: none"> ○ City of Miami Code Section 19.9 ○ City of Miami Ordinance #10237, 3/13/87 ○ City of Miami Ordinance #10824, 1/10/91 ○ City of Miami Ordinance #11007, 10/8/92 ○ City of Miami Ordinance #13108, 10/8/09 ○ City of Miami Ordinance #13201, 9/27/10 <p>Fire Standpipe Pressure Test</p> <ul style="list-style-type: none"> ○ Inspection, per test..... \$250.00 <p>Ordinance 10596-Alarm System Inspection</p> <ul style="list-style-type: none"> ○ Fees for all new and existing buildings having fire alarm or sprinkler systems installed ○ Sprinklers rough including underground, flush, pressure test, location <ul style="list-style-type: none"> ○ 0 to 20 heads \$210.00 ○ Rough inspection 21 to 49 heads an additional \$210.00 ○ Rough inspection over 49 heads, per head \$0.40 ○ Fire suppression system test and inspection/recertification: <ul style="list-style-type: none"> ○ Acceptance test up to 20 heads \$175.00 ○ Acceptance test 21 to 49 heads an additional \$250.00 ○ Acceptance test over 49 heads, per additional heads \$0.40 ○ Fire alarm acceptance test and inspection/recertification: <ul style="list-style-type: none"> ○ One to six devices \$150.00 ○ Seven to 100 devices an additional \$250.00 ○ Each device over 100..... \$1.40 ○ Re-inspection for alarm acceptance..... \$105.00 ○ When a reinspection is required due to system failure the fees shall be as follows: <ul style="list-style-type: none"> ○ First re-inspection \$70.00 ○ Second re-inspection \$80.00 ○ Third or more re-inspections..... \$138.00 ○ Fire of a vehicle registered to a non-City resident \$158.00 ○ Permit application fee (non-refundable)..... \$104.00 ○ Fee for each inspection for tests conducted after normal working hours (example: smoke-removal system test) ○ Up to four hours minimum for each test \$416.00

Resource IX – Charges for Services

Name:	Protective Inspection Fees
Fees/Computations (cont.):	<p>Ordinance 10596-Alarm System Inspection (cont.)</p> <ul style="list-style-type: none"> ○ After four hours, each inspector, per hour.....\$104.00 ● Fire Protection <ul style="list-style-type: none"> ○ Jockey pump\$32.00 ○ Water supply to fire sprinkler system\$32.00 ○ Fire pump or domestic pump (new or replacement) \$37.00 ○ Each standpipe\$32.00 ○ Each hose rack or fire department outlet\$11.0 <p>Ordinance 10596-Alarm System Inspection (cont.)</p> <ul style="list-style-type: none"> ○ Each Siamese or roof manifold\$26.00 ○ Each sprinkler head.....\$1.50 ○ Each fire flow test\$42.00 ○ Each fire hydrant (Miami standard only)\$42.00 ○ Minimum fire sprinkler permit fee\$63.00 ○ Backflow preventer (fireline)\$63.00 ● Fire suppression system, CO2, halon and dry powder systems and other piped fire extinguishing systems, including reinstallation, modification, or alternation, (full installation including discharge test), up to 20 heads\$175.00 ● 21 to 49 heads\$250.00 ● 50 heads and above, per head\$0.40 <p>Ordinance 10596 –Re-Inspection Fees</p> <ul style="list-style-type: none"> ● Fee for required re-inspection due to system failure\$55.00 <p>Administration Fee – Self Insurance</p> <ul style="list-style-type: none"> ● The use of multiple fire-rescue personnel shall be assessed on an off-duty per person, per day and per location basis for contractual employment by private persons or organizations. ● Parts of the funds received are remitted to the City of Miami Self-Insurance and Insurance Trust Funds.

Resource IX – Charges for Services

Name:	Other Public Safety Charges and Fees
Revenue Category:	Charges for Services
Receiving Fund(s):	General Fund
Object Code:	442600 CFS-PS-Ambulance/False Alarm
Purpose:	<ul style="list-style-type: none"> Fees generated from false alarm system activations, which elicit a response by the fire-rescue department, when a situation requiring a response by fire-rescue does not in fact exist.
Receiving Department:	Fire Rescue Department
Frequency of Collection:	Daily, Monthly and Non-Specific
Use of Revenue:	<ul style="list-style-type: none"> General Governmental Activities
Legal Authority:	City of Miami Ordinance # 10073, Chapter 3, 1/23/86 City of Miami Ordinance # 13196, Chapter 3, 2/27/10
Fees/Computations:	<ul style="list-style-type: none"> New alarm system, six-month grace period, new or existing building construction: \$0.00 fees. After grace period, within 12 consecutive months, three to four false alarms: \$250.00 per incident. Five or more false alarms, within 12 consecutive months: \$500.00 per incident. <p>A sixth or subsequent false alarm, the certificate of occupancy may be revoked unless an inspection of the alarm system results in the findings that the alarm system is working properly.</p>
Exemptions:	<ul style="list-style-type: none"> None

Resource IX – Charges for Services

Name:	Other Public Safety Charges and Fees
Revenue Category:	Charges for Services
Receiving Fund(s):	General Fund and Special Revenue Fund
Object Code:	442900 - CFS-PS-Other Public Safety Charges and Fees
Purpose:	<ul style="list-style-type: none"> • Fees generated from the storage of impounded vehicles by the City of Miami Police Department. • Revenues generated from daily charges at the City of Miami auto pound for the storage of motor vehicles. • Revenues generated from reimbursements of police overtime by federal and state agencies.
Receiving Department:	Police Department
Frequency of Collection:	Daily and Non-Specific
Use of Revenue:	<ul style="list-style-type: none"> • General Governmental Activities • Reimbursement of Police Overtime for special operations.
Legal Authority:	<p>Auto Pound</p> <ul style="list-style-type: none"> • State of Florida Statutes, Chapter 705 • City of Miami Code, Section 42.80 • City of Miami Code, Sections 35.33 and 42.44 • City of Miami Ordinance #9268, 5/15/81 • City of Miami Ordinance #10537, 1/12/89 • City of Miami Ordinance #10564, 3/23/89 • City of Miami Ordinance #11382, 7/25/96 • City of Miami Ordinance #11426, 12/12/96 • City of Miami Ordinance #12285, 10/10/02 <p>Auto Pound Storage Fee</p> <ul style="list-style-type: none"> • City of Miami Code, Section 35.37 • City of Miami Ordinance #9201, 11/26/80 • City of Miami Ordinance #9268, 5/15/81 <p>Police Overtime Reimbursements</p> <ul style="list-style-type: none"> • Per agreement between Federal or State agencies and City of Miami Police Department
Fees/Computations:	<p>Auto Pound Storage Fee</p> <ul style="list-style-type: none"> • Motorcycles fee, per day \$12.00 • Passenger vehicles fee, per day \$20.00 • Trucks fees, per day \$35.00 • Flat Administrative Fee \$25.00 <p>For stolen vehicles, charges start the earlier of 24 hours after the owner has been personally notified or seven days after being notified via regular and certified mail, return receipt requested.</p>
Exemptions:	<ul style="list-style-type: none"> • None

Resource IX – Charges for Services

Name:	Garbage/Solid Waste Revenue
Revenue Category:	Charges for Services
Receiving Fund(s):	General Fund
Object Code:	443400 - Garbage/Solid Waste Revenue
Purpose:	<ul style="list-style-type: none"> The imposition of Solid Waste assessments for solid waste services, facilities, or programs against assessed property located within the City. The City shall provide solid waste services to such assessed properties.
Receiving Department:	Solid Waste Department and Finance Department
Frequency of Collection:	Daily, Annually
Use of Revenue:	<ul style="list-style-type: none"> General Governmental Activities Funding of Solid Waste services
Legal Authority:	<ul style="list-style-type: none"> State of Florida Statutes, Section 197.3632 and 197.3635 City of Miami Resolution #13-0354, 9/12/13 <p>Solid Waste Fee – Res. Accts.</p> <ul style="list-style-type: none"> City of Miami Code, Section 22.12 City of Miami Ordinance #12475, 1/22/04 City of Miami Ordinance #13194, 9/27/10 City of Miami Resolution #13-0354, 9/12/13
Fees/Computations:	<ul style="list-style-type: none"> \$380 per single family residential dwelling unit
Exemptions:	<ul style="list-style-type: none"> None

Resource IX – Charges for Services

Name:	Cemetery Fees									
Revenue Category:	Charges for Services									
Receiving Fund(s):	General Fund and Special Revenue Fund									
Object Code:	443800 - CFS-PE-Cemetery Fees									
Purpose:	<ul style="list-style-type: none"> Fees generated from the opening and closing of burial plots at City of Miami-owned cemeteries. 									
Receiving Department:	Parks and Recreation Department									
Frequency of Collection:	Daily									
Use of Revenue:	<ul style="list-style-type: none"> General Governmental Activities 									
Name:	Cemetery Charges									
Legal Authority:	Parks, Cemetery Charges <ul style="list-style-type: none"> City of Miami Code, Section 18.4 City of Miami Ordinance #9329, 9/24/81 City of Miami Ordinance #9339, 11/21/81 City of Miami Ordinance #13142, 2/11/10 									
Fees/Computations:	Parks, Cemetery Charges <table style="width: 100%; border-collapse: collapse;"> <thead> <tr> <th style="width: 60%;"></th> <th style="text-align: center; width: 20%;"><u>Minimum 24-Hour Notice</u></th> <th style="text-align: center; width: 20%;"><u>After 3pm Graves</u></th> </tr> </thead> <tbody> <tr> <td>Opening and Closing of</td> <td></td> <td></td> </tr> <tr> <td> <ul style="list-style-type: none"> Single grave -Weekdays Single grave -Saturday..... Sundays and Holidays <ul style="list-style-type: none"> o First burial..... o Double grave -1st burial o Double grave -2nd burial Child grave up to 36 inches..... Internment of ashes..... Disinterment \$197.56 per grave </td> <td style="vertical-align: top;"> <ul style="list-style-type: none"> \$197.56 \$225.78 \$310.45 \$225.78 \$141.11 \$84.67 \$84.67 </td> <td style="vertical-align: top;"> <ul style="list-style-type: none"> \$254.00 \$282.23 \$310.45 \$282.23 \$112.89 \$112.89 </td> </tr> </tbody> </table> <p>7% tax charged on all fees</p>		<u>Minimum 24-Hour Notice</u>	<u>After 3pm Graves</u>	Opening and Closing of			<ul style="list-style-type: none"> Single grave -Weekdays Single grave -Saturday..... Sundays and Holidays <ul style="list-style-type: none"> o First burial..... o Double grave -1st burial o Double grave -2nd burial Child grave up to 36 inches..... Internment of ashes..... Disinterment \$197.56 per grave 	<ul style="list-style-type: none"> \$197.56 \$225.78 \$310.45 \$225.78 \$141.11 \$84.67 \$84.67 	<ul style="list-style-type: none"> \$254.00 \$282.23 \$310.45 \$282.23 \$112.89 \$112.89
	<u>Minimum 24-Hour Notice</u>	<u>After 3pm Graves</u>								
Opening and Closing of										
<ul style="list-style-type: none"> Single grave -Weekdays Single grave -Saturday..... Sundays and Holidays <ul style="list-style-type: none"> o First burial..... o Double grave -1st burial o Double grave -2nd burial Child grave up to 36 inches..... Internment of ashes..... Disinterment \$197.56 per grave 	<ul style="list-style-type: none"> \$197.56 \$225.78 \$310.45 \$225.78 \$141.11 \$84.67 \$84.67 	<ul style="list-style-type: none"> \$254.00 \$282.23 \$310.45 \$282.23 \$112.89 \$112.89 								
Exemptions:	<ul style="list-style-type: none"> None 									

Resource IX – Charges for Services

Name:	Other Physical Environment Revenue
Revenue Category:	Charges for Services
Receiving Fund(s):	General Fund and Special Revenue Fund
Object Code:	443900 - CFS-PE-Other Physical Environment Revenue
Purpose:	<ul style="list-style-type: none"> • Fees collected for the collection and disposal of solid waste during Citywide special events • Special collections by the department or waste services not expressly provided may be performed upon payment of reasonable fees and pursuant to such conditions as may be specified by the director, such fees to be reviewed by the city commission.
Receiving Department:	Solid Waste Department and Finance Departments
Frequency of Collection:	Various
Use of Revenue:	<ul style="list-style-type: none"> • Fund solid waste services
Name:	Other Physical Environment Revenue
Legal Authority:	Special Events <ul style="list-style-type: none"> • City of Miami Code, Sections 22.16 (a) and (b) • City of Miami Ordinance #10128, 7/10/86
Fees/Computations:	Special Events <ul style="list-style-type: none"> • Personnel: \$31 hourly • 20 Yard Roll Off Container: \$165 daily • Roll Off Truck: \$15 hourly • Pick Up Truck: \$11 hourly • Garbage Truck: \$17 hourly • Sweeper: \$15 hourly • Blower: \$ 5 hourly • Barrels: \$ 1.65 each • Case of Liners \$50 each • Disposal Cost: \$72.17 per ton • None

Resource IX – Charges for Services

Name:	Transportation -Parking Facilities																																																																								
Revenue Category:	Charges for Services																																																																								
Receiving Fund(s):	General Fund and Special Revenue Fund																																																																								
Object Code:	444500 - CFS-Trans-Parking Facilities																																																																								
Purpose:	<ul style="list-style-type: none"> Fees generated from the use of City of Miami owned parking facilities. 																																																																								
Receiving Department:	Parks and Recreation, Public Facilities, Finance Departments																																																																								
Frequency of Collection:	Daily																																																																								
Use of Revenue:	<ul style="list-style-type: none"> General Governmental Activities 																																																																								
Name:	Transportation -Parking Facilities																																																																								
Legal Authority:	<p>Parking Rental</p> <ul style="list-style-type: none"> City of Miami Code, Sections 35.192, 35.193 and 53.152 City of Miami Ordinance #12184, 2/14/02 City of Miami Ordinance #12438, 11/13/03 City of Miami Ordinance #12644, 1/13/05 City of Miami Ordinance #13108, 10/8/09 City of Miami Ordinance #13368, 3/14/13 																																																																								
Fees/Computations:	<p>Parking Rental</p> <ul style="list-style-type: none"> Municipal parking garage rates and fees (exclude applicable parking surcharges and sales tax) <table style="margin-left: 40px;"> <thead> <tr> <th></th> <th colspan="5" style="text-align: center; border-bottom: 1px solid black;">Municipal Garage No.</th> </tr> <tr> <th></th> <th style="text-align: center; border-bottom: 1px solid black;">1</th> <th style="text-align: center; border-bottom: 1px solid black;">2</th> <th style="text-align: center; border-bottom: 1px solid black;">3</th> <th style="text-align: center; border-bottom: 1px solid black;">4</th> <th style="text-align: center; border-bottom: 1px solid black;">5</th> </tr> </thead> <tbody> <tr> <td>Half-hour</td> <td style="text-align: right;">\$4.000</td> <td style="text-align: right;">\$3.00</td> <td style="text-align: right;">\$2.00</td> <td style="text-align: right;">\$5.00</td> <td style="text-align: right;">\$1.00</td> </tr> <tr> <td>Early bird (in 9 am, out 3 pm)</td> <td style="text-align: right;">\$10.00</td> <td style="text-align: right;">\$10.00</td> <td style="text-align: right;">\$10.00</td> <td style="text-align: right;">\$10.00</td> <td style="text-align: right;">\$5.00</td> </tr> <tr> <td>Maximum (within 24 hrs)</td> <td style="text-align: right;">\$20.00</td> <td style="text-align: right;">\$18.00</td> <td style="text-align: right;">\$16.00</td> <td style="text-align: right;">\$20.00</td> <td style="text-align: right;">\$10.00</td> </tr> <tr> <td>Special Event (prearranged)</td> <td style="text-align: right;">\$10.00</td> <td style="text-align: right;">\$10.00</td> <td style="text-align: right;">\$15.00</td> <td style="text-align: right;">\$15.00</td> <td style="text-align: right;">\$15.00</td> </tr> <tr> <td>Saturday special</td> <td style="text-align: right;">\$7.00</td> <td style="text-align: right;">\$7.00</td> <td style="text-align: right;">\$6.00</td> <td></td> <td style="text-align: right;">\$5.00</td> </tr> <tr> <td>Monthly</td> <td style="text-align: right;">\$140.00</td> <td style="text-align: right;">\$135.00</td> <td style="text-align: right;">\$130.00</td> <td style="text-align: right;">\$150.00</td> <td style="text-align: right;">\$70.00</td> </tr> <tr> <td>Monthly tenant</td> <td></td> <td></td> <td></td> <td></td> <td style="text-align: right;">\$75.00</td> </tr> <tr> <td>Monthly V.I.P.</td> <td></td> <td></td> <td></td> <td style="text-align: right;">\$210.00</td> <td></td> </tr> <tr> <td>Student</td> <td></td> <td></td> <td style="text-align: right;">\$5.00</td> <td></td> <td></td> </tr> <tr> <td>Resident Monthly</td> <td></td> <td></td> <td style="text-align: right;">\$90.00</td> <td></td> <td></td> </tr> </tbody> </table>		Municipal Garage No.						1	2	3	4	5	Half-hour	\$4.000	\$3.00	\$2.00	\$5.00	\$1.00	Early bird (in 9 am, out 3 pm)	\$10.00	\$10.00	\$10.00	\$10.00	\$5.00	Maximum (within 24 hrs)	\$20.00	\$18.00	\$16.00	\$20.00	\$10.00	Special Event (prearranged)	\$10.00	\$10.00	\$15.00	\$15.00	\$15.00	Saturday special	\$7.00	\$7.00	\$6.00		\$5.00	Monthly	\$140.00	\$135.00	\$130.00	\$150.00	\$70.00	Monthly tenant					\$75.00	Monthly V.I.P.				\$210.00		Student			\$5.00			Resident Monthly			\$90.00		
	Municipal Garage No.																																																																								
	1	2	3	4	5																																																																				
Half-hour	\$4.000	\$3.00	\$2.00	\$5.00	\$1.00																																																																				
Early bird (in 9 am, out 3 pm)	\$10.00	\$10.00	\$10.00	\$10.00	\$5.00																																																																				
Maximum (within 24 hrs)	\$20.00	\$18.00	\$16.00	\$20.00	\$10.00																																																																				
Special Event (prearranged)	\$10.00	\$10.00	\$15.00	\$15.00	\$15.00																																																																				
Saturday special	\$7.00	\$7.00	\$6.00		\$5.00																																																																				
Monthly	\$140.00	\$135.00	\$130.00	\$150.00	\$70.00																																																																				
Monthly tenant					\$75.00																																																																				
Monthly V.I.P.				\$210.00																																																																					
Student			\$5.00																																																																						
Resident Monthly			\$90.00																																																																						

Resource IX – Charges for Services

Name:	Transportation -Parking Facilities																																																																																																																																																																																																												
Fees/Computations:	<p>Parking Rental</p> <table style="margin-left: 40px; border-collapse: collapse;"> <tr> <td></td> <td colspan="2" style="text-align: center; border-bottom: 1px solid black;">Municipal Garage No.</td> </tr> <tr> <td></td> <td style="text-align: center; border-bottom: 1px solid black;">6</td> <td style="text-align: center; border-bottom: 1px solid black;">7</td> </tr> <tr> <td>Mon-Fri – 2 hrs</td> <td style="text-align: right;">\$1.00</td> <td></td> </tr> <tr> <td>Addl hr</td> <td style="text-align: right;">\$.50</td> <td></td> </tr> <tr> <td>Maximum</td> <td style="text-align: right;">\$5.00</td> <td></td> </tr> <tr> <td>Sat-Sun – 4 hrs</td> <td style="text-align: right;">\$2.00</td> <td></td> </tr> <tr> <td>Saturday special</td> <td style="text-align: right;">\$7.00</td> <td></td> </tr> <tr> <td>Monthly</td> <td style="text-align: right;">\$50.00</td> <td></td> </tr> <tr> <td>Monthly tenant</td> <td></td> <td></td> </tr> <tr> <td>Hourly up to five hrs/\$5.00 max</td> <td></td> <td style="text-align: right;">\$1.00</td> </tr> </table> <ul style="list-style-type: none"> • Municipal off-street parking lot rates and fees (exclude applicable parking surcharges and sales tax) <table style="margin-left: 40px; border-collapse: collapse; width: 100%;"> <thead> <tr> <th style="text-align: left;"></th> <th style="text-align: center; border-bottom: 1px solid black;">Month</th> <th style="text-align: center; border-bottom: 1px solid black;">Day</th> <th style="text-align: center; border-bottom: 1px solid black;">Hour</th> <th style="text-align: center; border-bottom: 1px solid black;">1/2 Hr</th> <th style="text-align: center; border-bottom: 1px solid black;">S. Event</th> </tr> </thead> <tbody> <tr> <td colspan="6"><u>Lot No.</u></td> </tr> <tr> <td colspan="6"><u>Central Business District</u></td> </tr> <tr> <td>11, 12</td> <td style="text-align: right;">\$60.00</td> <td></td> <td style="text-align: right;">\$1.50</td> <td></td> <td></td> </tr> <tr> <td>13</td> <td style="text-align: right;">\$60.00</td> <td></td> <td style="text-align: right;">\$1.50</td> <td></td> <td></td> </tr> <tr> <td>14</td> <td style="text-align: right;">\$60.00</td> <td></td> <td style="text-align: right;">\$1.50</td> <td></td> <td></td> </tr> <tr> <td>15, 16, 17</td> <td style="text-align: right;">\$60.00</td> <td></td> <td style="text-align: right;">\$1.50</td> <td></td> <td></td> </tr> <tr> <td>19</td> <td></td> <td></td> <td style="text-align: right;">\$3.00</td> <td></td> <td style="text-align: right;">\$25.00</td> </tr> <tr> <td>20</td> <td></td> <td></td> <td style="text-align: right;">\$2.00</td> <td></td> <td></td> </tr> <tr> <td>32</td> <td style="text-align: right;">\$60.00</td> <td></td> <td style="text-align: right;">\$1.50</td> <td></td> <td></td> </tr> <tr> <td>33</td> <td style="text-align: right;">\$70.00</td> <td></td> <td></td> <td style="text-align: right;">\$2.00</td> <td></td> </tr> <tr> <td>34, 36, 38</td> <td style="text-align: right;">\$85.00</td> <td></td> <td style="text-align: right;">\$1.50</td> <td></td> <td></td> </tr> <tr> <td>42</td> <td style="text-align: right;">\$150.00</td> <td></td> <td style="text-align: right;">\$1.50</td> <td></td> <td></td> </tr> <tr> <td>43</td> <td></td> <td></td> <td style="text-align: right;">\$4.50</td> <td></td> <td></td> </tr> <tr> <td>47</td> <td style="text-align: right;">\$65.00</td> <td></td> <td></td> <td></td> <td></td> </tr> <tr> <td colspan="6"><u>Arena</u></td> </tr> <tr> <td>58, 59</td> <td></td> <td></td> <td style="text-align: right;">\$2.00</td> <td></td> <td></td> </tr> <tr> <td colspan="6"><u>Omni Area</u></td> </tr> <tr> <td>49, 51</td> <td style="text-align: right;">\$60.00</td> <td></td> <td style="text-align: right;">\$1.50</td> <td></td> <td style="text-align: right;">\$15.00</td> </tr> <tr> <td colspan="6"><u>Coconut Grove Area</u></td> </tr> <tr> <td>1</td> <td style="text-align: right;">\$50.00</td> <td></td> <td style="text-align: right;">\$1.50</td> <td></td> <td></td> </tr> <tr> <td>48</td> <td style="text-align: right;">\$45.00</td> <td></td> <td style="text-align: right;">\$1.50</td> <td></td> <td style="text-align: right;">\$10.00</td> </tr> <tr> <td>67</td> <td style="text-align: right;">\$75.00</td> <td></td> <td style="text-align: right;">\$1.50</td> <td></td> <td style="text-align: right;">\$10.00</td> </tr> <tr> <td>71</td> <td style="text-align: right;">\$100.00</td> <td style="text-align: right;">\$9.00</td> <td style="text-align: right;">\$1.50</td> <td></td> <td></td> </tr> <tr> <td>72</td> <td></td> <td style="text-align: right;">\$12.00</td> <td style="text-align: right;">\$2.00</td> <td></td> <td></td> </tr> <tr> <td colspan="6"><u>Civic Center Area</u></td> </tr> <tr> <td>18</td> <td></td> <td style="text-align: right;">\$20.00</td> <td style="text-align: right;">\$4.00</td> <td></td> <td style="text-align: right;">\$15.00</td> </tr> <tr> <td>18 Court</td> <td></td> <td style="text-align: right;">\$6.00</td> <td></td> <td></td> <td></td> </tr> <tr> <td>26</td> <td style="text-align: right;">\$90.00</td> <td></td> <td style="text-align: right;">\$2.00</td> <td></td> <td></td> </tr> </tbody> </table>		Municipal Garage No.			6	7	Mon-Fri – 2 hrs	\$1.00		Addl hr	\$.50		Maximum	\$5.00		Sat-Sun – 4 hrs	\$2.00		Saturday special	\$7.00		Monthly	\$50.00		Monthly tenant			Hourly up to five hrs/\$5.00 max		\$1.00		Month	Day	Hour	1/2 Hr	S. Event	<u>Lot No.</u>						<u>Central Business District</u>						11, 12	\$60.00		\$1.50			13	\$60.00		\$1.50			14	\$60.00		\$1.50			15, 16, 17	\$60.00		\$1.50			19			\$3.00		\$25.00	20			\$2.00			32	\$60.00		\$1.50			33	\$70.00			\$2.00		34, 36, 38	\$85.00		\$1.50			42	\$150.00		\$1.50			43			\$4.50			47	\$65.00					<u>Arena</u>						58, 59			\$2.00			<u>Omni Area</u>						49, 51	\$60.00		\$1.50		\$15.00	<u>Coconut Grove Area</u>						1	\$50.00		\$1.50			48	\$45.00		\$1.50		\$10.00	67	\$75.00		\$1.50		\$10.00	71	\$100.00	\$9.00	\$1.50			72		\$12.00	\$2.00			<u>Civic Center Area</u>						18		\$20.00	\$4.00		\$15.00	18 Court		\$6.00				26	\$90.00		\$2.00		
	Municipal Garage No.																																																																																																																																																																																																												
	6	7																																																																																																																																																																																																											
Mon-Fri – 2 hrs	\$1.00																																																																																																																																																																																																												
Addl hr	\$.50																																																																																																																																																																																																												
Maximum	\$5.00																																																																																																																																																																																																												
Sat-Sun – 4 hrs	\$2.00																																																																																																																																																																																																												
Saturday special	\$7.00																																																																																																																																																																																																												
Monthly	\$50.00																																																																																																																																																																																																												
Monthly tenant																																																																																																																																																																																																													
Hourly up to five hrs/\$5.00 max		\$1.00																																																																																																																																																																																																											
	Month	Day	Hour	1/2 Hr	S. Event																																																																																																																																																																																																								
<u>Lot No.</u>																																																																																																																																																																																																													
<u>Central Business District</u>																																																																																																																																																																																																													
11, 12	\$60.00		\$1.50																																																																																																																																																																																																										
13	\$60.00		\$1.50																																																																																																																																																																																																										
14	\$60.00		\$1.50																																																																																																																																																																																																										
15, 16, 17	\$60.00		\$1.50																																																																																																																																																																																																										
19			\$3.00		\$25.00																																																																																																																																																																																																								
20			\$2.00																																																																																																																																																																																																										
32	\$60.00		\$1.50																																																																																																																																																																																																										
33	\$70.00			\$2.00																																																																																																																																																																																																									
34, 36, 38	\$85.00		\$1.50																																																																																																																																																																																																										
42	\$150.00		\$1.50																																																																																																																																																																																																										
43			\$4.50																																																																																																																																																																																																										
47	\$65.00																																																																																																																																																																																																												
<u>Arena</u>																																																																																																																																																																																																													
58, 59			\$2.00																																																																																																																																																																																																										
<u>Omni Area</u>																																																																																																																																																																																																													
49, 51	\$60.00		\$1.50		\$15.00																																																																																																																																																																																																								
<u>Coconut Grove Area</u>																																																																																																																																																																																																													
1	\$50.00		\$1.50																																																																																																																																																																																																										
48	\$45.00		\$1.50		\$10.00																																																																																																																																																																																																								
67	\$75.00		\$1.50		\$10.00																																																																																																																																																																																																								
71	\$100.00	\$9.00	\$1.50																																																																																																																																																																																																										
72		\$12.00	\$2.00																																																																																																																																																																																																										
<u>Civic Center Area</u>																																																																																																																																																																																																													
18		\$20.00	\$4.00		\$15.00																																																																																																																																																																																																								
18 Court		\$6.00																																																																																																																																																																																																											
26	\$90.00		\$2.00																																																																																																																																																																																																										

Resource IX – Charges for Services

Name:	Transportation -Parking Facilities																																																																																																																																				
Fees/Computations (cont.):	<table style="width: 100%; border-collapse: collapse;"> <thead> <tr> <th style="width: 50%;"></th> <th style="text-align: center;"><u>Month</u></th> <th style="text-align: center;"><u>Day</u></th> <th style="text-align: center;"><u>Hour</u></th> <th style="text-align: center;"><u>1/2 Hr</u></th> <th style="text-align: center;"><u>S. Event</u></th> </tr> </thead> <tbody> <tr> <td><u>Lot No.</u></td> <td></td> <td></td> <td></td> <td></td> <td></td> </tr> <tr> <td colspan="6"><u>Design District Area</u></td> </tr> <tr> <td>52, 53, 54, 55,56</td> <td style="text-align: right;">\$45.00</td> <td></td> <td style="text-align: right;">\$1.50</td> <td></td> <td></td> </tr> <tr> <td colspan="6"><u>Little River Area</u></td> </tr> <tr> <td>7</td> <td style="text-align: right;">\$35.00</td> <td></td> <td style="text-align: right;">\$1.50</td> <td></td> <td></td> </tr> <tr> <td colspan="6"><u>Little Havana Area</u></td> </tr> <tr> <td>27</td> <td style="text-align: right;">\$60.00</td> <td></td> <td style="text-align: right;">\$1.50</td> <td></td> <td></td> </tr> <tr> <td>28</td> <td style="text-align: right;">\$45.00</td> <td></td> <td style="text-align: right;">\$1.00</td> <td></td> <td></td> </tr> <tr> <td>29</td> <td style="text-align: right;">\$45.00</td> <td></td> <td></td> <td></td> <td></td> </tr> <tr> <td>44, 45, 46</td> <td style="text-align: right;">\$45.00</td> <td></td> <td style="text-align: right;">\$1.50</td> <td></td> <td></td> </tr> <tr> <td colspan="6"><u>Brickell Area</u></td> </tr> <tr> <td>22</td> <td style="text-align: right;">\$50.00</td> <td></td> <td style="text-align: right;">\$1.50</td> <td></td> <td></td> </tr> <tr> <td>23</td> <td style="text-align: right;">\$50.00</td> <td></td> <td></td> <td></td> <td></td> </tr> <tr> <td colspan="6"><u>Coral Way Area</u></td> </tr> <tr> <td>30</td> <td style="text-align: right;">\$65.00</td> <td></td> <td style="text-align: right;">\$1.50</td> <td></td> <td></td> </tr> <tr> <td colspan="6"><u>Allapattah Area</u></td> </tr> <tr> <td>40</td> <td style="text-align: right;">\$45.00</td> <td></td> <td style="text-align: right;">\$1.00</td> <td></td> <td></td> </tr> <tr> <td colspan="6"><u>Watson Island Macarthur Causeway (395)</u></td> </tr> <tr> <td>Lot</td> <td style="text-align: right;">\$60.00</td> <td style="text-align: right;">\$8.00</td> <td style="text-align: right;">\$1.25</td> <td></td> <td></td> </tr> <tr> <td>Lot Week-end</td> <td></td> <td></td> <td style="text-align: right;">\$2.00</td> <td></td> <td></td> </tr> <tr> <td>Boat ramp</td> <td></td> <td style="text-align: right;">\$15.00</td> <td></td> <td></td> <td></td> </tr> </tbody> </table>		<u>Month</u>	<u>Day</u>	<u>Hour</u>	<u>1/2 Hr</u>	<u>S. Event</u>	<u>Lot No.</u>						<u>Design District Area</u>						52, 53, 54, 55,56	\$45.00		\$1.50			<u>Little River Area</u>						7	\$35.00		\$1.50			<u>Little Havana Area</u>						27	\$60.00		\$1.50			28	\$45.00		\$1.00			29	\$45.00					44, 45, 46	\$45.00		\$1.50			<u>Brickell Area</u>						22	\$50.00		\$1.50			23	\$50.00					<u>Coral Way Area</u>						30	\$65.00		\$1.50			<u>Allapattah Area</u>						40	\$45.00		\$1.00			<u>Watson Island Macarthur Causeway (395)</u>						Lot	\$60.00	\$8.00	\$1.25			Lot Week-end			\$2.00			Boat ramp		\$15.00			
		<u>Month</u>	<u>Day</u>	<u>Hour</u>	<u>1/2 Hr</u>	<u>S. Event</u>																																																																																																																															
	<u>Lot No.</u>																																																																																																																																				
	<u>Design District Area</u>																																																																																																																																				
	52, 53, 54, 55,56	\$45.00		\$1.50																																																																																																																																	
	<u>Little River Area</u>																																																																																																																																				
	7	\$35.00		\$1.50																																																																																																																																	
	<u>Little Havana Area</u>																																																																																																																																				
	27	\$60.00		\$1.50																																																																																																																																	
	28	\$45.00		\$1.00																																																																																																																																	
	29	\$45.00																																																																																																																																			
	44, 45, 46	\$45.00		\$1.50																																																																																																																																	
	<u>Brickell Area</u>																																																																																																																																				
	22	\$50.00		\$1.50																																																																																																																																	
	23	\$50.00																																																																																																																																			
	<u>Coral Way Area</u>																																																																																																																																				
	30	\$65.00		\$1.50																																																																																																																																	
	<u>Allapattah Area</u>																																																																																																																																				
	40	\$45.00		\$1.00																																																																																																																																	
	<u>Watson Island Macarthur Causeway (395)</u>																																																																																																																																				
	Lot	\$60.00	\$8.00	\$1.25																																																																																																																																	
	Lot Week-end			\$2.00																																																																																																																																	
	Boat ramp		\$15.00																																																																																																																																		
		Parking Rental (cont.)																																																																																																																																			
		Off-street parking garages and lots special event meter rental administrative fees (exclude applicable parking surcharges and sales tax)																																																																																																																																			
	<ul style="list-style-type: none"> ▪ Five meters or less..... \$20.00 ▪ From six to ten meters \$25.00 ▪ Eleven meters or more..... \$30.00 ▪ Daily surcharge \$10.00 																																																																																																																																				
	Coconut Grove Expo Center parking rates																																																																																																																																				
	<ul style="list-style-type: none"> ▪ Promoter rents parking lot per day..... \$2,175.00 ▪ Event..... \$5.00 																																																																																																																																				
	Maximum \$10.00																																																																																																																																				
Exemptions:	<ul style="list-style-type: none"> • None 																																																																																																																																				

Resource IX – Charges for Services

Name:	Trans-Tolls
Revenue Category:	Charges for Services
Receiving Fund(s):	General Fund and Special Revenue Fund
Object Code:	444600 - CFS-Trans-Tolls
Purpose:	<ul style="list-style-type: none"> • Fees generated from the entrance to the beach facilities of the City of Miami Virginia Key Beach Park.
Receiving Department:	Parks and Recreation Department
Frequency of Collection:	Daily
Use of Revenue:	<ul style="list-style-type: none"> • General Governmental Activities
Legal Authority:	<p>Virginia Key Tolls</p> <ul style="list-style-type: none"> • City of Miami Code, Section 38.9 • City of Miami Ordinance #10120, 7/10/86 • City of Miami Ordinance #11273, 7/13/95 • City of Miami Ordinance #11820, 7/27/99 • Parks and Recreation Departmental Policies
Fees/Computations:	<p>Virginia Key Tolls</p> <ul style="list-style-type: none"> • Daily Pass <ul style="list-style-type: none"> ○ Automobile and van not exceeding 16-passengers, city resident \$3.00 ○ Automobile and van not exceeding 16-passengers, non-resident \$5.00 ○ Individual/walk-in, city resident \$1.00 ○ Individual/walk-in, non-resident \$2.00 ○ Bus or recreational vehicle more than 16-passengers \$10.00 • Use of Picnic Areas by Groups <ul style="list-style-type: none"> ○ One group, per day \$500.00 • Use of the Southern Area of the Park Serviced by Restrooms and Food Facilities (with Park Permit only) <ul style="list-style-type: none"> ○ One group, per day \$1,500.00
Exemptions:	<ul style="list-style-type: none"> • None

Resource IX – Charges for Services

Name:	Special Recreation Facilities
Revenue Category:	Charges for Services
Receiving Fund(s):	General Fund and Special Revenue Fund
Object Code:	447500 - CFS-C&R-Special Recreation Facilities
Purpose:	<ul style="list-style-type: none"> • To collect fees from the rental of recreational facilities. • Fees generated from the use of the Manuel Artime Center. • Revenue generated from the assessment of local business taxes to golf driving ranges or courses. • Revenues generated from the fees charged for the use of day care facilities of the City of Miami Parks and Recreation Department during the summer program from June through August. • Boat Ramp Parking facilities
Receiving Department:	Parks and Recreation Department and Public Facilities Department
Frequency of Collection:	Daily, Yearly on September 30, and Non-Specific
Use of Revenue:	<ul style="list-style-type: none"> • General Governmental Activities
Legal Authority:	<p>Rental</p> <ul style="list-style-type: none"> • City of Miami Code, Section 38.11 • City of Miami Ordinance, #9031, 12/5/79 <p>Driving Range</p> <ul style="list-style-type: none"> • City of Miami Code, Sections 31.26, 31.40 and 31.50 • City of Miami Ordinance, #10303, 7/23/87 • City of Miami Ordinance, #10387, 2/18/88 • City of Miami Ordinance, #10991, 6/11/92 • City of Miami Ordinance, #11086, 9/27/93 • City of Miami Ordinance, #11287, 7/13/95 • City of Miami Ordinance, #11825, 7/27/99 • City of Miami Ordinance, #12885, 2/8/07 • City of Miami Parks and Recreation Departmental Policies <p>Summer Camp Fees</p> <ul style="list-style-type: none"> • City of Miami Code, Sections 38.147 and 38.148 • City of Miami Ordinance, #8682, 7/28/77 • City of Miami Ordinance, #9035, 12/27/79 • City of Miami Ordinance, #9324, 9/24/81 • City of Miami Ordinance, #9520, 11/4/82 • City of Miami Ordinance, #9893, 9/18/84 • City of Miami Ordinance, #10033, 9/12/85 • City of Miami Ordinance, #10317, 9/8/87 • City of Miami Ordinance, #11279, 7/13/95 • City of Miami Parks and Recreation Departmental Policies

Resource IX – Charges for Services

Name:	Special Recreation Facilities																																																
Legal Authority:	<p>Manuel Arttime Center</p> <ul style="list-style-type: none"> • City of Miami Code, Section 38.8 • City of Miami Public Facilities Policies <p>Rental</p> <p>Public Schools, Youth Organizations, Protective and Government Organizations, Churches, Civic Groups, Fraternal Organizations, and Private Schools within City Limits</p> <ul style="list-style-type: none"> • Open area, basic charge (1-4 hrs rate) <table style="margin-left: 20px; border-collapse: collapse;"> <thead> <tr> <th style="text-align: left;"># of people</th> <th style="text-align: left;">City Resident</th> <th style="text-align: left;">City Business/Org</th> </tr> </thead> <tbody> <tr> <td>1 – 50</td> <td>\$35</td> <td>\$100</td> </tr> <tr> <td>51-100</td> <td>\$60</td> <td>\$150</td> </tr> <tr> <td>101 – 150</td> <td>\$85</td> <td>\$200</td> </tr> </tbody> </table> <table style="margin-left: 20px; border-collapse: collapse;"> <thead> <tr> <th style="text-align: left;"># of people</th> <th style="text-align: left;">Non-City Resident</th> <th style="text-align: left;">Non-City Business/Org</th> </tr> </thead> <tbody> <tr> <td>1 – 50</td> <td>\$70</td> <td>\$150</td> </tr> <tr> <td>51-100</td> <td>\$120</td> <td>\$200</td> </tr> <tr> <td>101 – 150</td> <td>\$170</td> <td>\$250</td> </tr> </tbody> </table> <ul style="list-style-type: none"> ▪ Additional hour <table style="margin-left: 20px; border-collapse: collapse;"> <tr> <td>City Resident: \$15</td> <td>City Business/Org: \$20</td> </tr> <tr> <td>Non-City Resident: \$30</td> <td>Non-City Business/Org: \$40</td> </tr> </table> <p>Picnic Shelter Monday – Friday, City Resident \$15/hr Monday – Friday, Non-City Resident \$20/hr Saturday/Sunday, City Resident \$20/hr Saturday/Sunday, Non- City Resident \$25/hr</p> <p>Schools Rentals of Open Areas \$15 a day Monday – Friday (practice) \$25 a day Monday – Friday (games, softball/baseball)</p> <ul style="list-style-type: none"> • Clean-up deposit, refundable <table style="margin-left: 20px; border-collapse: collapse;"> <tr> <td>○ 100 people or less</td> <td>\$25.00</td> </tr> <tr> <td>○ 101 to 500 people</td> <td>\$50.00</td> </tr> <tr> <td>○ 501 to 1,000 people</td> <td>\$100.00</td> </tr> <tr> <td>○ 1,001 people and over.....</td> <td>\$150.00</td> </tr> </table> • Camping area basic daily charge (Carlos Arboleya Campground) <table style="margin-left: 20px; border-collapse: collapse;"> <tr> <td>City Organization.....</td> <td>\$150.00</td> </tr> <tr> <td>Non-City Organization.....</td> <td>\$200.00</td> </tr> </table> • Community building – 2hr minimum <table style="margin-left: 20px; border-collapse: collapse;"> <tr> <td>○ Daytime, per hour, City resident</td> <td>\$50.00</td> </tr> <tr> <td>○ Daytime, per hour, Non- City resident</td> <td>\$65.00</td> </tr> <tr> <td>○ Night, per hour, City resident.....</td> <td>\$50.00</td> </tr> <tr> <td>Night, per hour, Non- City resident</td> <td>\$65.00</td> </tr> </table> 	# of people	City Resident	City Business/Org	1 – 50	\$35	\$100	51-100	\$60	\$150	101 – 150	\$85	\$200	# of people	Non-City Resident	Non-City Business/Org	1 – 50	\$70	\$150	51-100	\$120	\$200	101 – 150	\$170	\$250	City Resident: \$15	City Business/Org: \$20	Non-City Resident: \$30	Non-City Business/Org: \$40	○ 100 people or less	\$25.00	○ 101 to 500 people	\$50.00	○ 501 to 1,000 people	\$100.00	○ 1,001 people and over.....	\$150.00	City Organization.....	\$150.00	Non-City Organization.....	\$200.00	○ Daytime, per hour, City resident	\$50.00	○ Daytime, per hour, Non- City resident	\$65.00	○ Night, per hour, City resident.....	\$50.00	Night, per hour, Non- City resident	\$65.00
# of people	City Resident	City Business/Org																																															
1 – 50	\$35	\$100																																															
51-100	\$60	\$150																																															
101 – 150	\$85	\$200																																															
# of people	Non-City Resident	Non-City Business/Org																																															
1 – 50	\$70	\$150																																															
51-100	\$120	\$200																																															
101 – 150	\$170	\$250																																															
City Resident: \$15	City Business/Org: \$20																																																
Non-City Resident: \$30	Non-City Business/Org: \$40																																																
○ 100 people or less	\$25.00																																																
○ 101 to 500 people	\$50.00																																																
○ 501 to 1,000 people	\$100.00																																																
○ 1,001 people and over.....	\$150.00																																																
City Organization.....	\$150.00																																																
Non-City Organization.....	\$200.00																																																
○ Daytime, per hour, City resident	\$50.00																																																
○ Daytime, per hour, Non- City resident	\$65.00																																																
○ Night, per hour, City resident.....	\$50.00																																																
Night, per hour, Non- City resident	\$65.00																																																

Resource IX – Charges for Services

Name:	Special Recreation Facilities																								
Fees/Computations (cont.):	<p>Rental (cont.)</p> <ul style="list-style-type: none"> • Virrick Gym, basic charge Court A or B - \$75/hr – City Residents Courts A + B - \$125/hr – City Residents Dance Room City Residents - \$35 • Track meet, basic charge.....only staff costs • Baseball Field, basic charge 2hr minimum <ul style="list-style-type: none"> ○ Day, per game\$35.00/ \$15 each additional hr ○ Night, per game.....\$45.00/ \$20 each additional hr ○ Marking fee, per game \$10.00 ○ Plus 10% of gross receipts, if applicable • Football/Soccer Field, per game <ul style="list-style-type: none"> ○ Day..... \$50.00 ○ Night \$75.00 ○ Plus 10% of gross receipts, if applicable <p>Private Schools and Organizations outside the City Limits</p> <ul style="list-style-type: none"> • Open area, basic charge (1-4 hrs rate) <table style="margin-left: 20px; border-collapse: collapse;"> <thead> <tr> <th style="text-align: left;"># of people</th> <th style="text-align: left;">City Resident</th> <th style="text-align: left;">City Business/Org</th> </tr> </thead> <tbody> <tr> <td>1 – 50</td> <td>\$35</td> <td>\$100</td> </tr> <tr> <td>51-100</td> <td>\$60</td> <td>\$150</td> </tr> <tr> <td>101 – 150</td> <td>\$85</td> <td>\$200</td> </tr> </tbody> </table> <table style="margin-left: 20px; border-collapse: collapse;"> <thead> <tr> <th style="text-align: left;"># of people</th> <th style="text-align: left;">Non-City Resident</th> <th style="text-align: left;">Non-City Business/Org</th> </tr> </thead> <tbody> <tr> <td>1 – 50</td> <td>\$70</td> <td>\$150</td> </tr> <tr> <td>51-100</td> <td>\$120</td> <td>\$200</td> </tr> <tr> <td>101 – 150</td> <td>\$170</td> <td>\$250</td> </tr> </tbody> </table> <ul style="list-style-type: none"> ▪ Additional hour City Resident: \$15 City Business/Org: \$20 Non-City Resident: \$30 Non-City Business/Org: \$40 • Picnic Shelter Monday – Friday, City Resident \$15/hr Monday – Friday, Non-City Resident \$20/hr Saturday/Sunday, City Resident \$20/hr Saturday/Sunday, Non- City Resident \$25/hr • Schools Rentals of Open Areas \$15 a day Monday – Friday (practice) \$25 a day Monday – Friday (games, softball/baseball) • Community building – All Auxiliary Rooms \$35/hr – City Residents, \$40/hr – Non City Residents • Community building – Multi-purpose room \$50/hr – city resident \$65/hr – non-city Resident 	# of people	City Resident	City Business/Org	1 – 50	\$35	\$100	51-100	\$60	\$150	101 – 150	\$85	\$200	# of people	Non-City Resident	Non-City Business/Org	1 – 50	\$70	\$150	51-100	\$120	\$200	101 – 150	\$170	\$250
# of people	City Resident	City Business/Org																							
1 – 50	\$35	\$100																							
51-100	\$60	\$150																							
101 – 150	\$85	\$200																							
# of people	Non-City Resident	Non-City Business/Org																							
1 – 50	\$70	\$150																							
51-100	\$120	\$200																							
101 – 150	\$170	\$250																							

Resource IX – Charges for Services

Name:	Special Recreation Facilities
Fees/Computations (cont.):	<p>Rental (cont.)</p> <ul style="list-style-type: none"> • Community building – Multi-purpose room \$50/hr – city resident \$65/hr – non-city Resident • Virrick Gym, basic charges <ul style="list-style-type: none"> ○ Court A or B - \$35/hr – MDPS/Non-Profit youth program ○ Courts A + B - \$60/hr – MDPS/Non-Profit youth program ○ Dance Room - \$25/hrs - MDPS/Non-Profit youth program <p>Track meet, basic chargeonly staff costs</p> <ul style="list-style-type: none"> • Private Schools and Organizations outside the City Limits • Softball Field, basic charge <ul style="list-style-type: none"> ○ Day, per game \$15.00 ○ Night, per game \$25.00 ○ Marking fee, per game \$10.00 • Baseball Field, basic charge <ul style="list-style-type: none"> ○ Day, per game \$15.00 ○ Night, per game \$25.00 ○ Marking fee, per game \$10.00 • Football/Soccer Field, per game <ul style="list-style-type: none"> ○ Day \$15.00 ○ Night \$25.00 <p>Driving Range</p> <ul style="list-style-type: none"> • Fixed rate per business location \$94.00 <p>Specialized Recreation Fees</p> <ul style="list-style-type: none"> • Fees for the eight-week summer program <ul style="list-style-type: none"> ○ City of Miami resident, 1st child \$60.00 ○ City of Miami resident, 2nd child and more, each \$50.00 ○ Non-City of Miami resident, all children, each \$90.00 <p>Fees shall be established annually by the City Manager. Fees shall not exceed those charged by other child care facilities in Miami-Dade County.</p> <ul style="list-style-type: none"> • Adventure Biscayne Camp (Specialty Camp) 2 week session, city resident\$395 2 week session, non-city resident\$445 • Grapeland Water Park <ul style="list-style-type: none"> ○ 0-2 years free ○ 3- 17 years \$7 ○ 18 and older \$10 city resident ○ 18 and older \$12 non-city resident ○ \$5 Family Fridays

Resource IX – Charges for Services

Name:	Special Recreation Facilities
Fees/Computations (cont.):	<ul style="list-style-type: none"> • Learn-To-Swim <ul style="list-style-type: none"> ○ \$45 for 8 swim lessons, 45 minutes City Residents ○ \$65 for 8 swim lessons, 45 minutes Non-City Residents • Water Aerobics \$3 Adults /\$1 Seniors <ul style="list-style-type: none"> ○ Swim Team \$45 a month City Residents, \$65 a month Non-City Residents • Jose Marti Gym <ul style="list-style-type: none"> ○ Daily Fees ○ Adults, City Resident.....3 ○ Adults, Non City Residents...7 ○ Senior, City Resident \$1 ○ Senior, Non-City Resident \$2 ○ Veteran and US Military, City Resident \$2 ○ Veteran and US Military, Non City Resident \$3 • Locker \$1 a day <ul style="list-style-type: none"> ○ Annual Fee ○ Adults, City Resident.....\$100 ○ Adults, Non City Residents...\$200 ○ Senior, City Resident \$50 ○ Senior, Non-City Resident \$100 ○ Veteran and US Military, City Resident \$50 ○ Veteran and US Military, Non City Resident \$100 • Fitness Center Fee <ul style="list-style-type: none"> ○ \$1 a day ○ \$20 a month ○ \$75 a year <p>Manual Arttime Theater</p> <p>Performances, without ticket sales</p> <ul style="list-style-type: none"> ○ Two hours or less \$367.50 ○ More than two hours, but less than four hours \$577.50 ○ Each additional hour over four hours \$52.50 ○ Daily rental at eight hours maximum \$787.50 <p>Performances, with ticket sales:</p> <ul style="list-style-type: none"> ○ Profit organizations, four hours or less \$682.50 ○ Non-profit organizations, four hours or less \$630.50 ○ For profit or non-profit organizations, two hours or less \$420.50 <p>Rehearsals:</p> <ul style="list-style-type: none"> ○ During a nonperformance date before 5:00 pm, four hours or less \$105.00

Resource IX – Charges for Services

Name:	Special Recreation Facilities
	<p>Manual Arttime Theater (cont.)</p> <ul style="list-style-type: none"> ○ During a nonperformance date after 5:00 pm, four hours or less \$210.00 ○ During a performance date, four hours or less \$105.00 ○ Rehearsals with no performance \$577.50 ○ Each additional hour over four hours, for any rehearsal stated above \$52.50 <p>Filming:</p> <ul style="list-style-type: none"> ○ Daily rental rate, four hours or less \$735.00 ○ Daily rental rate, eight hours or less \$892.50 ○ Daily rental rate, more than eight hours \$1,050.00 <p>Setup time and dismantle time for performances, rehearsals, and filming:</p> <ul style="list-style-type: none"> ○ A total combination of eight hours or less No Fee ○ Each additional hour over eight hours \$52.50 <p>Choir room (third floor):</p> <ul style="list-style-type: none"> ● For non-tenants: <ul style="list-style-type: none"> ○ Two hours minimum \$16.00 ○ Daily rental, eight hours maximum \$79.00 ○ For tenants of the Manuel Arttime Community Center with current leases and with current insurance policies No charge ● Mini-plaza: <ul style="list-style-type: none"> ○ Daily rental of eight hours or less \$157.50 ○ Daily rental of eight hours or less in addition to the rental of Manuel Arttime Performing Arts Center, Building A, first floor \$52.50 ○ Each additional hour over eight hours \$52.50 ● Mini-park: <ul style="list-style-type: none"> ○ Daily rental between the hours of 8:00 a.m. - 5:00 p.m. \$157.50 ○ Daily rental in conjunction with, and in addition to the rental of Manuel Arttime Performing Arts Center, first floor ... \$52.50
Exemptions:	<p>Rental</p> <ul style="list-style-type: none"> ● City of Miami Sponsored Activities ● Youth thru age 17, City Resident, upon authorization of Parks and Recreation Director ● Senior citizen, 62 years of age and older, City Resident, upon authorization of the Parks and Recreation Director

Resource IX – Charges for Services

Name:	Special Recreation Facilities
Exemptions:	<ul style="list-style-type: none">• Special rates for frequent non-profit users. For those non-profit organizations sponsoring four or more events in one fiscal year the rate shall be \$420.00 per event so long as the promoter, producer, sponsor, or organizer of the event is directly and legally connected to said non-profit organization.• Special rates. In addition to those rates set forth herein, special rates or fee waivers at the Manuel Arttime Community Center facilities upon user request and recommendation by the administration may be approved by the city commission.

Resource IX – Charges for Services

Name:	Other Culture/Recreation
Revenue Category:	Charges for Services
Receiving Fund(s):	General Fund and Special Revenue Fund
Object Code:	447900-10-20 - CFS-C&R-Other Culture/Recreation, CFS-C&R-Other Culture/Recreation – PF, Charges for Services – Building Inspection
Purpose:	<ul style="list-style-type: none"> • Fees generated from the use of lights at City of Miami owned tennis courts. • Revenue generated from the use of a City-owned portable traveling stage. • Fees generated from the registration, administration and instruction of various classes provided by the City of Miami Parks and Recreation Department. • Fees generated from the use of City of Miami swimming pools at the public parks. • Fees generated from parking at City of Miami-owned public facilities, stadiums and parks. • Fees generated from the reimbursement to the City of Miami for the cost of personnel necessary to operate stadium facilities during special events. • Revenue generated from the green fees charged for the use of City of Miami owned golf facilities. • Fees generated from the rent charged for docking at City of Miami owned marinas. • Fees generated from the use of tennis facilities at the City of Miami Moore Park. • Fees generated from the monthly rent charged for docking at City of Miami owned marinas. • Fees generated from rent charged on a daily basis for boats owners passing through City of Miami marinas. • Fees generated from the use of commercial slip at City of Miami owned marinas. • Fees generated from the monthly rent live board surcharge, charged for docking at City of Miami owned marinas • Fees generated from admission to events held in City of Miami owned facilities, unless specifically exempted by the City of Miami Code. • To collect fees from ticket surcharges paid on admission to events held at City of Miami owned facilities. • To collect fees from ticket surcharges paid on admission to commercial sightseeing vessels berthed at City owned marinas.
Receiving Department:	Parks and Recreation Department and Public Facilities Department
Frequency of Collection:	Daily, monthly, and non-specific periods
Use of Revenue:	General Governmental Activities

Resource IX – Charges for Services

Name:	Other Culture/Recreation
Legal Authority:	<p>Lights –Lines</p> <ul style="list-style-type: none"> • City of Miami Code, Sections 38-13 (1), a, b, c • City of Miami Ordinance #8717, 10/26/77 <p>Labor Showmobile</p> <ul style="list-style-type: none"> • City of Miami Code, Section 30.2 • City of Miami Ordinance #9032, 12/5/79 • City of Miami Ordinance #9054, 1/10/80 • City of Miami Ordinance #10662, 10/26/89 • City of Miami Ordinance #11411, 11/21/96 • City of Miami Ordinance #11447, 2/27/97 <p>Class –Fees</p> <ul style="list-style-type: none"> • City of Miami Code, Section 38.15 • City of Miami Ordinance #9030, 12/5/79 <p>Pools</p> <ul style="list-style-type: none"> • City of Miami Code, Sections 30.5, 39.4 and 39.5 • City of Miami Ordinance #8847, 9/14/78 <p>Event Parking</p> <ul style="list-style-type: none"> • City of Miami Code, Section 53.86 • City of Miami Ordinance #10595, 6/7/89 • City of Miami Ordinance #10889, 6/20/91 • City of Miami Ordinance #10899, 7/11/91 • City of Miami Ordinance #11429, 12/12/96 • City of Miami Ordinance #11998, 11/16/00 • City of Miami Ordinance #13311, 2/23/12 <p>Green Fees</p> <ul style="list-style-type: none"> • City of Miami Code, Section 38.201 • City of Miami Ordinance #8728, 10/26/77 • City of Miami Ordinance #8846, 9/28/78 • City of Miami Ordinance #9033, 12/05/79 • City of Miami Ordinance #9164, 9/15/80 • City of Miami Ordinance #9302, 7/23/81 • City of Miami Ordinance #9487, 9/09/82 • City of Miami Ordinance #9761, 12/08/83 • City of Miami Ordinance #9823, 4/05/84 • City of Miami Ordinance #9895, 9/18/84 • City of Miami Ordinance #9982, 4/11/85 • City of Miami Ordinance #10052, 10/24/85 • City of Miami Ordinance #10064, 12/19/85 • City of Miami Ordinance #10122, 7/10/86 • City of Miami Ordinance #12738, 11/3/05 <p>Tennis Fees</p> <ul style="list-style-type: none"> • City of Miami Code, Section 38.13 • City of Miami Ordinance #8717, 10/26/77

Resource IX – Charges for Services

Name:	Other Culture/Recreation
Legal Authority (cont.):	<p>Dockage and Mooring – Long Term</p> <ul style="list-style-type: none"> • City of Miami Code, Section 50.336 • City of Miami Ordinance #9251, 3/17/81 • City of Miami Ordinance #11433, 1/16/97 • City of Miami Ordinance #12992, 5/8/08 • Public Facilities Departmental Policies <p>Dockage and Mooring Transient</p> <ul style="list-style-type: none"> • City of Miami Code, Section 50.336 • City of Miami Ordinance #9251, 3/17/81 • City of Miami Ordinance #11433, 1/16/97 • City of Miami Ordinance #12992, 5/8/08 • Public Facilities Departmental Policies <p>Dockage – Commercial</p> <ul style="list-style-type: none"> • City of Miami Code, Section 50.336 • City of Miami Ordinance #9251, 3/17/81 • City of Miami Ordinance #11433, 1/16/97 • City of Miami Ordinance #12992, 5/8/08 • Public Facilities Departmental Policies <p>Dockage – Ticket Surcharge</p> <ul style="list-style-type: none"> • City of Miami Code, Section 50.336 • Public Facilities Departmental Policies • City of Miami Ordinance #9251, 3/17/81 • City of Miami Ordinance #11433, 1/16/97 • City of Miami Ordinance #12992, 5/8/08 <p>\$0.75 Ticket Surcharge</p> <ul style="list-style-type: none"> • City of Miami Code, Section 53.1 and 53.2 • City of Miami Ordinance #10439, 5/19/88 • City of Miami Ordinance #10509, 11/3/88 • City of Miami Ordinance #11998, 11/16/00 • City of Miami Ordinance #12184, 2/14/02 • City of Miami Ordinance #12403, 9/11/03 • City of Miami Ordinance #12715, 2/28/05 • City of Miami Ordinance #13367, 3/14/13

Resource IX – Charges for Services

Name:	Other Culture/Recreation
Legal Authority (cont.):	<p>\$1.00 Ticket Surcharge</p> <ul style="list-style-type: none"> • City of Miami Code, Section 53.1 and 53.2 • City of Miami Ordinance #10439, 5/19/88 • City of Miami Ordinance #10509, 11/3/88 • City of Miami Ordinance #11998, 11/16/00 • City of Miami Ordinance #12184, 2/14/02 • City of Miami Ordinance #12403, 9/11/03 • City of Miami Ordinance #12715, 2/28/05 • City of Miami Ordinance #13367, 3/14/13 <p>\$2.00 Ticket Surcharge</p> <ul style="list-style-type: none"> • City of Miami Code, Section 53.1 and 53.2 • City of Miami Ordinance #10439, 5/19/88 • City of Miami Ordinance #10509, 11/3/88 • City of Miami Ordinance #11998, 11/16/00 • City of Miami Ordinance #12184, 2/14/02 • City of Miami Ordinance #12403, 9/11/03 • City of Miami Ordinance #12715, 2/28/05 • City of Miami Ordinance #13367, 3/14/13
Fees/Computations:	<p>Labor Showmobile*</p> <ul style="list-style-type: none"> • City residents and organizations per hour: \$20.00 (does not include labor) • Outside City limits surcharge: \$200.00 (does not include labor) <p>Bleachers*</p> <ul style="list-style-type: none"> • Bleachers per hour: \$40.00 (does not include labor) • Outside City limits surcharge: \$200.00 (does not include labor) • Direct Costs <ul style="list-style-type: none"> ○ Monday through Friday 8:00AM – 3:30PM: No Charge ○ Evenings, weekends and holidays: Special event hourly rate <p>Public Address System*</p> <ul style="list-style-type: none"> ○ \$25.00 per event (does not include labor) <p>Stage Rental**</p> <ul style="list-style-type: none"> ○ \$1000 per event (does not include labor) <p>*Hourly rate (based on minimum rental period of four (4) hours *Hourly rate for profit-making organizations same as listed, plus \$25%</p>

Resource IX – Charges for Services

Name:	Other Culture/Recreation																																	
Fees/Computations (cont.):	<p>Class –Fees</p> <ul style="list-style-type: none"> • The following formula will be used to determine fees for specialized programs or instructions: <div style="text-align: center; margin: 10px 0;"> $CP = \frac{P+S+I \times 1.20}{N}$ </div> • Where: <ul style="list-style-type: none"> ○ CP = Cost to Participants ○ P = City of Miami Personnel Costs ○ S = Supply and Material Costs ○ I = Indirect Costs ○ N = Number of Participants ○ 1.20 = Represents a 20 percent charge for overhead • For a proposed specialized arts and crafts instruction for two hours a week for ten weeks, or a total of 20 hours' instruction, taught by a specialist costing \$5.00 per hour; requiring craft materials costing \$60.00; incurring no rental costs; and with 20 participants, the cost (exclusive of applicable taxes) would be: <ul style="list-style-type: none"> ○ Cp = \$100 + \$60 + \$0 / 20 = \$160 / 20 = \$8 x 1.20 = \$9.60 • Indirect cost is based on use of facility, utilities, clean-up, etc., if other than normally supplied by the Parks and Recreation Department. <p>Pools</p> <table style="margin-left: 40px; border-collapse: collapse;"> <thead> <tr> <th style="width: 60%;"></th> <th style="text-align: center; width: 20%;">City of Miami <u>Resident</u></th> <th style="text-align: center; width: 20%;"><u>Non-Resident</u></th> </tr> </thead> <tbody> <tr> <td colspan="3">• Pool Admission (Individual)</td> </tr> <tr> <td>○ Youth through age 17</td> <td style="text-align: right;">\$1.00</td> <td style="text-align: center;">N/A</td> </tr> <tr> <td>○ Adult, 18 to 62 years</td> <td style="text-align: right;">\$3.00</td> <td style="text-align: center;">N/A</td> </tr> <tr> <td>○ Senior citizen age 62 and older</td> <td style="text-align: right;">\$1.00</td> <td style="text-align: center;">N/A</td> </tr> <tr> <td>○ Persons w/ Disabilities.....</td> <td style="text-align: right;">FREE</td> <td style="text-align: center;">N/A</td> </tr> <tr> <td>○ Veterans</td> <td style="text-align: right;">FREE</td> <td style="text-align: center;">N/A</td> </tr> <tr> <td colspan="3">• Splash Party</td> </tr> <tr> <td>○ Group of 1 to 12 people plus cost of 1 lifeguard</td> <td style="text-align: right;">\$.75/person</td> <td style="text-align: center;">N/A</td> </tr> <tr> <td>○ Group of 13 to 24 people plus cost of 2 lifeguards and</td> <td style="text-align: right;">\$.75.00/person</td> <td style="text-align: center;">N/A</td> </tr> <tr> <td>○ Group of more than 25 people plus cost of lifeguards (minimum of one lifeguard for every 12 guests).....</td> <td style="text-align: right;">\$.50/person</td> <td></td> </tr> </tbody> </table>		City of Miami <u>Resident</u>	<u>Non-Resident</u>	• Pool Admission (Individual)			○ Youth through age 17	\$1.00	N/A	○ Adult, 18 to 62 years	\$3.00	N/A	○ Senior citizen age 62 and older	\$1.00	N/A	○ Persons w/ Disabilities.....	FREE	N/A	○ Veterans	FREE	N/A	• Splash Party			○ Group of 1 to 12 people plus cost of 1 lifeguard	\$.75/person	N/A	○ Group of 13 to 24 people plus cost of 2 lifeguards and	\$.75.00/person	N/A	○ Group of more than 25 people plus cost of lifeguards (minimum of one lifeguard for every 12 guests).....	\$.50/person	
	City of Miami <u>Resident</u>	<u>Non-Resident</u>																																
• Pool Admission (Individual)																																		
○ Youth through age 17	\$1.00	N/A																																
○ Adult, 18 to 62 years	\$3.00	N/A																																
○ Senior citizen age 62 and older	\$1.00	N/A																																
○ Persons w/ Disabilities.....	FREE	N/A																																
○ Veterans	FREE	N/A																																
• Splash Party																																		
○ Group of 1 to 12 people plus cost of 1 lifeguard	\$.75/person	N/A																																
○ Group of 13 to 24 people plus cost of 2 lifeguards and	\$.75.00/person	N/A																																
○ Group of more than 25 people plus cost of lifeguards (minimum of one lifeguard for every 12 guests).....	\$.50/person																																	

Resource IX – Charges for Services

Name:	Other Culture/Recreation	
Fees/Computations (cont.):	Pools (cont.)	
	<u>Resident</u>	<u>Non-Resident</u>
	Pool Rentals (After hours, not for profit groups, organizations, and neighborhood associations)	
	<ul style="list-style-type: none"> ○ Group of 12 or less participants plus cost of 1 lifeguard\$10.00/hr N/A ○ Group of 13 to 24 participants plus cost of 2 lifeguards\$10.00/hr N/A ○ Group of 25 or more participants (minimum of one lifeguard for every 12 guests)\$10.00/hr N/A 	
	Pool Rentals (After hours, other groups, organizations, and parties)	
	<ul style="list-style-type: none"> ○ Group of 12 or less participants plus cost of 1 lifeguard\$25.00/hr N/A ○ Group of 13 to 24 participants plus cost of 2 lifeguards\$25.00/hr N/A ○ Group of 25 or more participants (minimum of one lifeguard for every 12 guests)\$25.00/hr N/A 	
	Event Parking	
	<ul style="list-style-type: none"> ● For events, which no admission is charged or no donation is requested by event sponsor and attendance is estimated to exceed 2,500 people, the City Manager or designee may require controlled parking operations to be conducted by the applicable staff of the City of Miami. The parking charge to attendees shall be an amount equal to the costs of providing such operations. 	
	Miscellaneous Personnel - Events	
	<ul style="list-style-type: none"> ● Based on current wage rates. ● Sufficient charge to fully reimburse the City for the cost of such personnel necessary to operate. 	

Resource IX – Charges for Services

Name:	Other Culture/Recreation																																																
Fees/Computations (cont.):	<p>Green Fees</p> <ul style="list-style-type: none"> • Any and all fees charged in connection with the use of a City-owned golf course shall be established from time to time by the City Manager. • Resident discount –City of Miami resident is entitled to a 40% discount on regular green fees, upon presentation of identification showing city residency. • Cart and green fees to play golf at International Links Miami <ul style="list-style-type: none"> ○ April 15, 2013 - November 15, 2013 <table style="margin-left: 40px; border-collapse: collapse;"> <thead> <tr> <th></th> <th style="text-align: center;"><u>Weekday</u></th> <th style="text-align: center;"><u>Weekend/Holiday</u></th> </tr> </thead> <tbody> <tr> <td>Cart & Greens Fee.....</td> <td style="text-align: right;">\$130.00</td> <td style="text-align: right;">\$130.00</td> </tr> <tr> <td>Twilight after 1 pm</td> <td style="text-align: right;">\$64.00</td> <td style="text-align: right;">\$64.00</td> </tr> <tr> <td>South Florida Resident.....</td> <td style="text-align: right;">\$70.00</td> <td style="text-align: right;">\$80.00</td> </tr> <tr> <td>City of Miami Resident</td> <td style="text-align: right;">\$65.00</td> <td style="text-align: right;">\$75.00</td> </tr> <tr> <td>South Florida Resident Twilight after 1 pm ..</td> <td style="text-align: right;">\$44.00</td> <td style="text-align: right;">\$44.00</td> </tr> <tr> <td>South Florida Resident Twilight After 2pm</td> <td></td> <td style="text-align: right;">\$44.00</td> </tr> </tbody> </table> <ul style="list-style-type: none"> ○ November 16, 2013 - April 14, 2014 <table style="margin-left: 40px; border-collapse: collapse;"> <thead> <tr> <th></th> <th style="text-align: center;"><u>Weekday</u></th> <th style="text-align: center;"><u>Weekend/Holiday</u></th> </tr> </thead> <tbody> <tr> <td>Public Guest.....</td> <td style="text-align: right;">\$150.00</td> <td style="text-align: right;">\$150.00</td> </tr> <tr> <td>Twilight after 12 pm</td> <td style="text-align: right;">\$64.00</td> <td style="text-align: right;">\$64.00</td> </tr> <tr> <td>South Florida Resident.....</td> <td style="text-align: right;">\$73.00</td> <td style="text-align: right;">\$83.00</td> </tr> <tr> <td>City of Miami Resident</td> <td style="text-align: right;">\$68.00</td> <td style="text-align: right;">\$78.00</td> </tr> <tr> <td>South Florida Resident Twilight After 12pm..</td> <td style="text-align: right;">\$44.00</td> <td style="text-align: right;">\$44.00</td> </tr> <tr> <td>Winter Member</td> <td style="text-align: right;">\$40.00</td> <td style="text-align: right;">\$40.00</td> </tr> <tr> <td>Premier Twilight after 12 pm</td> <td style="text-align: right;">\$40.00</td> <td style="text-align: right;">\$40.00</td> </tr> <tr> <td>Premier Twilight After 2pm</td> <td></td> <td style="text-align: right;">\$40.00</td> </tr> </tbody> </table> <p>Dockage – Watson Island</p> <ul style="list-style-type: none"> • Dockage rates established from time to time by the City Manager upon consideration of the criteria listed in the City of Miami Code, Section 50.36. <p>Tennis Fees</p> <ul style="list-style-type: none"> • Court Fees <ul style="list-style-type: none"> ○ All Hours <ul style="list-style-type: none"> ▪ Junior up to 17 years old, city or non-resident, per person, per hour \$0.50 ▪ Adult 18 to 59 years old, city resident, per person, per hour \$2.00 ▪ Adult 18 to 59 years old, non-resident, per person, per hour \$3.00 ▪ Senior citizen 60 years old and over, city resident, per person, per hour \$1.00 ▪ Senior citizen 60 years old and over, city or non-resident, per person, per hour \$2.00 		<u>Weekday</u>	<u>Weekend/Holiday</u>	Cart & Greens Fee.....	\$130.00	\$130.00	Twilight after 1 pm	\$64.00	\$64.00	South Florida Resident.....	\$70.00	\$80.00	City of Miami Resident	\$65.00	\$75.00	South Florida Resident Twilight after 1 pm ..	\$44.00	\$44.00	South Florida Resident Twilight After 2pm		\$44.00		<u>Weekday</u>	<u>Weekend/Holiday</u>	Public Guest.....	\$150.00	\$150.00	Twilight after 12 pm	\$64.00	\$64.00	South Florida Resident.....	\$73.00	\$83.00	City of Miami Resident	\$68.00	\$78.00	South Florida Resident Twilight After 12pm..	\$44.00	\$44.00	Winter Member	\$40.00	\$40.00	Premier Twilight after 12 pm	\$40.00	\$40.00	Premier Twilight After 2pm		\$40.00
	<u>Weekday</u>	<u>Weekend/Holiday</u>																																															
Cart & Greens Fee.....	\$130.00	\$130.00																																															
Twilight after 1 pm	\$64.00	\$64.00																																															
South Florida Resident.....	\$70.00	\$80.00																																															
City of Miami Resident	\$65.00	\$75.00																																															
South Florida Resident Twilight after 1 pm ..	\$44.00	\$44.00																																															
South Florida Resident Twilight After 2pm		\$44.00																																															
	<u>Weekday</u>	<u>Weekend/Holiday</u>																																															
Public Guest.....	\$150.00	\$150.00																																															
Twilight after 12 pm	\$64.00	\$64.00																																															
South Florida Resident.....	\$73.00	\$83.00																																															
City of Miami Resident	\$68.00	\$78.00																																															
South Florida Resident Twilight After 12pm..	\$44.00	\$44.00																																															
Winter Member	\$40.00	\$40.00																																															
Premier Twilight after 12 pm	\$40.00	\$40.00																																															
Premier Twilight After 2pm		\$40.00																																															

Resource IX – Charges for Services

Name:	Other Culture/Recreation
Fees/Computations (cont.):	<p>City Run Tennis Program \$80 a month, 2 – 1hr lessons a week</p> <p>Other Fees:</p> <ul style="list-style-type: none"> • Lights after 6pm: \$1 an hour • Teaching fee \$10 an hour Monday – Friday before 4pm • Teaching Fee \$15 an hour Saturday and Sunday and after 4pm • \$8 an hour Ball Machine fee, plus tax <p>*add \$1 an hour per court for night play on top of day rate</p> <p>Annual Tennis Permit fee</p> <ul style="list-style-type: none"> • \$20 Junior City Resident • \$40 Junior non-City Resident • \$100 Adult City Resident • \$150 Adult Non-City Resident • \$30 Senior City Resident • \$60 Senior Non City Resident • Junior 0-17 years • Adult 18 years – 61 years • Senior 62+ years <p>Dockage</p> <p>A. Long-Term:</p> <ul style="list-style-type: none"> ○ Non-Liveaboard\$19.00 per foot / month ○ Liveaboard\$24.00 per foot / month ○ Commercial\$21.35 per foot / month ○ Uncovered Dry Stg.....\$17.25 per foot / month ○ Covered Dry Stg.....\$19.50 per foot / month <p>B. Transient</p> <ul style="list-style-type: none"> ○ Overnight.....\$3.00 per foot / night ○ Monthly.....\$36.00 per foot / month <p>Miscellaneous Personnel – Public Facilities</p> <ul style="list-style-type: none"> • Based on current wage rates for applicable personnel.

Resource IX – Charges for Services

Name:	Other Culture/Recreation
Fees/Computations (cont.):	<p>\$0.75 Ticket Surcharge</p> <ul style="list-style-type: none"> • Ticket Surcharge on the Price of Admission or Suggested Donation, \$1.00 to \$14.99 \$0.75 <p>\$1.00 Ticket Surcharge</p> <ul style="list-style-type: none"> • Ticket Surcharge on the Price of Admission or Suggested Donation, \$15.00 to \$29.99 \$1.00
Exemptions:	<p>Miscellaneous Personnel – Public Facilities (cont.)</p> <p>\$2.00 Ticket Surcharge</p> <ul style="list-style-type: none"> • Ticket Surcharge on the Price of Admission or Suggested Donation, \$30.00 and up \$2.00 <p>\$0.75 Ticket Surcharge</p> <ul style="list-style-type: none"> • Banquets • Conferences • Consumer Shows • Conventions • Trade Shows • See City of Miami Code, Section 53.1 for more details <p>\$1.00 Ticket Surcharge</p> <ul style="list-style-type: none"> • Banquets • Conferences • Consumer Shows • Conventions • Trade Shows • See City of Miami Code, Section 53.1 for more details <p>\$2.00 Ticket Surcharge</p> <ul style="list-style-type: none"> • Banquets • Conferences • Consumer Shows • Conventions • Trade Shows • See City of Miami Code, Section 53.1 for more details

Resource IX – Charges for Services

Name:	Miscellaneous-Rents and Royalties
Revenue Category:	Charges for Services
Receiving Fund(s):	General Fund and Special Revenue Fund
Object Code:	448000 – Miscellaneous -Rents and Royalties
Purpose:	<ul style="list-style-type: none"> • To collect funds generated by rental fees charged to private users of City of Miami-owned property.
Receiving Department:	Public Facilities Department
Frequency of Collection:	Daily
Use of Revenue:	<ul style="list-style-type: none"> • General Governmental Activities
Name:	Miscellaneous-Rents and Royalties
Legal Authority:	<p>Rental Properties</p> <ul style="list-style-type: none"> • State of Florida Statute, Chapter 83 • City of Miami Charter, Sections 3(f), 29-A, 29-B, 29-C and 29-D • City of Miami Code, Sections 2.776 and 18.76
Fees/Computations:	<p>Rental Properties</p> <ul style="list-style-type: none"> • All rent collected is based on a lease agreement between the City of Miami and the individual(s). The rental amount can be one of the following: <ul style="list-style-type: none"> ○ A fixed amount; ○ A percentage of any gross receipts less applicable taxes; or ○ The greater of a stipulated minimum amount.
Exemptions:	<ul style="list-style-type: none"> • None

Resource IX – Charges for Services

Name:	Other Charges for Services
Revenue Category:	Charges for Services
Receiving Fund(s):	General Fund and Special Revenue Funds
Object Code:	449000-010-15-20 CFS-Other Charges for Services, CFS-Parking Surcharge, Pari-mutuel Gaming Revenue
Purpose:	<ul style="list-style-type: none"> • To collect revenue from the surveys of construction of street improvements including sidewalks, curbs and gutters, paving, storm sewers and sanitary sewers. • Fees generated from the preparation of legal documents running with land covenanting construction of public works improvement in the public right-of-way or on private property. • Fees generated from permits related to street excavation, utility pole placement and flume excavation. • Fees generated from permits issued for sidewalk repair, paving of parkway or shoulder area and driveway construction within the City of Miami. • Fees generated from inspections and issuance of permits for power and pressure vessels and similar equipment and apparatus. • Fees generated from the inspection of elevators, escalators, and other similar equipment. • Fees generated from the inspection of materials used in electrical wiring; apparatus or equipment used for light, heat or power; and the issuance of permits. • Fees generated from the inspection of new buildings, additions, alterations, remodeling, repair, glass installation, structure moving, paving, roofing, fencing, awnings, swimming pools, temporary platform and bleachers, demolitions, signs, temporary testing, painting, parking lighting and permit issuance. • Fees generated from the issuance of permits required before any plumbing can be completed. • Fees generated from the photocopying of City of Miami public documents and records. • To collect funds from fees paid by applicants who wish to be heard by a City of Miami Governing Body (Zoning Board, Planning Advisory Board and/or City Commission) in order to change or modify the classification or regulation affecting any property in the City of Miami. • Revenue generated from the permits issued to parties engaged in the business of clearing lots. • Revenues generated from the administrative fees charged to City of Miami employees to whom child support is deducted from their paychecks in compliance with court income deduction orders. • Fees generated from yearly inspections of pawn shops conducted by the City of Miami Police Department.

Resource IX – Charges for Services

Name:	Other Charges for Services
Purpose (cont.):	<ul style="list-style-type: none"> • Fees generated from the application for waiver or variance from City of Miami Ordinance No. 11029 and from the appeal to decisions of the Building Official. • Fees generated from administrative charges included in wrecker towing rates, administrative booting fees, and from the storage of impounded vehicles. • Fees generated from the processing of transaction forms that pawn shops submit to the City of Miami Police Department for review. • Fees generated from administrative civil penalties charged in lieu of requesting a preliminary hearing to determine whether a seized vehicle is subject to impoundment and from penalties charged to release a seized vehicle if after the hearing there is probable cause to believe that the motor vehicle is subject to impoundment. • Fees generated from the sale, lease or rental space at parking facilities in the City of Miami. • Revenue generated from the imposition of an annual fire rescue assessment upon benefited property. • Revenues generated from the fees charged to private haulers for special waste collection services provided to commercial customers. • Revenues generated from the fees charged to private haulers for construction debris removal services provided to commercial customers. • Administrative fee applied to IAFF and FOP bargaining unit members' payroll for receiving supplementary salary and workers' compensation. • Fees generated from pari-mutuel gaming within the City of Miami
Receiving Department:	Various City Departments
Frequency of Collection:	Daily
Use of Revenue:	<p>Lot Clearing & Demolition</p> <ul style="list-style-type: none"> • To cover the costs associated with these activities. <p>Child Support Deduction Fee</p> <ul style="list-style-type: none"> • To cover the costs of administering child support income deductions. <p>Fire Fee Assessment</p> <ul style="list-style-type: none"> • To fund all or any portion of the fire rescue assessed cost upon benefited property. <p>IAFF WCSUP</p> <ul style="list-style-type: none"> • To cover the costs associated with these activities. <p>Other Revenue Sources</p> <ul style="list-style-type: none"> • General Governmental Activities

Resource IX – Charges for Services

Name:	Other Charges for Services
Legal Authority:	<p>Line & Grade Survey</p> <ul style="list-style-type: none"> • City of Miami Charter, Section 3(b) • City of Miami Code, Section 54.43 • City of Miami Ordinance #9003, 10/17/79 • City of Miami Ordinance #10658, 10/12/89 • City of Miami Ordinance #11112, 1/13/94 • City of Miami Ordinance #13087, 9/10/09 • City of Miami Ordinance #13195, 09/27/10 • City of Miami Ordinance #13267, 05/26/11 <p>Covenant Fee</p> <ul style="list-style-type: none"> • City of Miami Code, Section 2-268 • City of Miami Ordinance #10658, 10/12/89 • City of Miami Ordinance #13108, 10/8/09 • City of Miami Ordinance #13195, 9/27/10 <p>Excavation Utilities</p> <ul style="list-style-type: none"> • City of Miami Code, Section 54.43 • City of Miami Ordinance #9003, 10/17/79 • City of Miami Ordinance #9513, 11/04/82 • City of Miami Ordinance #10658, 10/12/89 • City of Miami Ordinance #11112, 01/13/94 • City of Miami Ordinance #13087, 9/10/09 • City of Miami Ordinance #13195, 9/27/10 • City of Miami Ordinance #13267, 5/26/11 <p>Excavation Utilities</p> <ul style="list-style-type: none"> • City of Miami Code, Section 54.43 • City of Miami Ordinance #9003, 10/17/79 • City of Miami Ordinance #9513, 11/04/82 • City of Miami Ordinance #10658, 10/12/89 • City of Miami Ordinance #11112, 01/13/94 • City of Miami Ordinance #13087, 9/10/09 • City of Miami Ordinance #13195, 9/27/10 • City of Miami Ordinance #13267, 5/26/11 <p>Sidewalk Cuts and Repair – Public Works</p> <ul style="list-style-type: none"> • City of Miami Code, Section 54.43 • City of Miami Ordinance #9003, 10/17/79 • City of Miami Ordinance #9513, 11/04/82 • City of Miami Ordinance #10658, 10/12/89 • City of Miami Ordinance #11112, 01/13/94 • City of Miami Ordinance #13087, 9/10/09

Resource IX – Charges for Services

Name:	Other Charges for Services
Legal Authority:	<ul style="list-style-type: none"> • City of Miami Ordinance #13195, 9/27/10 • City of Miami Ordinance #13267, 5/26/11 <p>Boiler Inspections</p> <ul style="list-style-type: none"> • City of Miami Code, Sections 10.4 and 10.5 • City of Miami Ordinance #11633, 3/31/98 • City of Miami Ordinance #11725, 11/17/98 • City of Miami Ordinance #12030, 3/8/01 • City of Miami Ordinance #12155, 11/15/01 • City of Miami Ordinance #12237, 6/13/02 • City of Miami Ordinance #12663, 3/10/05 • City of Miami Ordinance #11795, 5/11/99 • City of Miami Ordinance #12834, 9/12/06 • City of Miami Ordinance #13142, 2/11/10 <p>Elevator Inspections</p> <ul style="list-style-type: none"> • City of Miami Code, Sections 10.4 and 10.5 • City of Miami Ordinance #10157, 10/7/86 • City of Miami Ordinance #10245, 3/31/87 • City of Miami Ordinance #10526, 12/15/88 • City of Miami Ordinance #10608, 7/13/89 • City of Miami Ordinance #11633, 3/31/98 • City of Miami Ordinance #11725, 11/17/98 • City of Miami Ordinance #11795, 5/11/99 • City of Miami Ordinance #12030, 3/8/01 • City of Miami Ordinance #12155, 11/15/01 • City of Miami Ordinance #12237, 6/13/02 • City of Miami Ordinance #12663, 3/10/05 • City of Miami Ordinance #13142, 2/11/10 • City of Miami Ordinance #13365, 3/14/13 <p>Electrical Inspections, Building Inspections, Plumbing Inspections</p> <ul style="list-style-type: none"> • City of Miami Code, Sections 10.4 and 10.5 • South Florida Building Code, Sections 104.9, 105.1.1 and 3315 • Miami-Dade County Code, Section 8.1 • City of Miami Ordinance #10157, 10/7/86 • City of Miami Ordinance #10526, 12/15/88 • City of Miami Ordinance #11633, 3/31/98 • City of Miami Ordinance #11725, 11/17/98 • City of Miami Ordinance #11795, 5/11/99 • City of Miami Ordinance #12030, 3/8/01 • City of Miami Ordinance #12155, 11/15/01 • City of Miami Ordinance #12237, 6/13/02

Resource IX – Charges for Services

Name:	Other Charges for Services
Legal Authority (cont.):	<ul style="list-style-type: none"> • City of Miami Ordinance #12663, 3/10/05 • City of Miami Ordinance #12834, 9/12/06 • City of Miami Ordinance #12978, 5/8/08 • City of Miami Ordinance #13108, 10/8/09 • City of Miami Ordinance #13200, 9/27/10 • City of Miami Ordinance #13313, 2/23/12 • City of Miami Ordinance #13391, 6/13/13 <p>Building Inspections</p> <ul style="list-style-type: none"> • Miami-Dade County Ordinance #01-112, 7/10/01 • City of Miami Code, Sections 10.4 and 10.5 • City of Miami Ordinance #10157, 10/7/86 • City of Miami Ordinance #10526, 12/15/88 • City of Miami Ordinance #10608, 7/13/89 • City of Miami Ordinance #11633, 3/31/98 • City of Miami Ordinance #11725, 11/17/98 • City of Miami Ordinance #11795, 5/11/99 • City of Miami Ordinance #12030, 3/8/01 • City of Miami Ordinance #12155, 11/15/01 • City of Miami Ordinance #12237, 6/13/02 • City of Miami Ordinance #12663, 3/10/05 • City of Miami Ordinance #12834, 9/12/06 • City of Miami Ordinance #12978, 5/8/08 • City of Miami Ordinance #13108, 10/8/09 • City of Miami Ordinance #13200, 9/27/10 • City of Miami Ordinance #13313, 2/23/12 • City of Miami Ordinance #13391, 6/13/13 <p>Photocopy Services</p> <ul style="list-style-type: none"> • Florida Statutes, Section 119.07 • City of Miami Code, Section 2.142 • City of Miami Ordinance #9615, 5/12/83 • City of Miami Ordinance #9638, 6/9/83 • City of Miami Ordinance #12154, 11/15/01 • City of Miami Ordinance #12175, 1/10/02 • City of Miami Ordinance #12431, 11/13/03 • City of Miami Ordinance #13142, 2/11/10 <p>Public Hearing Fees</p> <ul style="list-style-type: none"> • City of Miami Code, Sections 62.22-62.25 • City of Miami Ordinance #10396, 03/10/88 • City of Miami Ordinance #10606, 07/13/89 • City of Miami Ordinance #11345, 2/29/96

Resource IX – Charges for Services

Name:	Other Charges for Services
Legal Authority (cont.):	<ul style="list-style-type: none"> • City of Miami Ordinance #11795, 5/11/99 • City of Miami Ordinance #12466, 12/18/03 • City of Miami Ordinance #12614, 11/18/04 • City of Miami Ordinance #12719, 7/28/05 • City of Miami Ordinance #13311, 2/23/12 <p>Sale of Signs Lot Clearing</p> <ul style="list-style-type: none"> • City of Miami Charter, Section 2.120 • City of Miami Code, Section 22.36-22.37 • City of Miami Ordinance #10128, 7/10/86 <p>Microfilming Charges</p> <ul style="list-style-type: none"> • City of Miami Code, Section 2.74 • City of Miami Ordinance #10452, 7/14/82 <p>Equipment Rental</p> <ul style="list-style-type: none"> • City of Miami Code, Sections 53.152 3(c) • City of Miami Ordinance #9799, 2/9/84 • City of Miami Ordinance #10695, 1/11/90 • City of Miami Ordinance #11100, 11/23/93 • City of Miami Ordinance #11428, 12/12/96 • City of Miami Ordinance #11571, 10/28/97 • City of Miami Ordinance #12184, 2/14/02 <p>Day Care Fees</p> <ul style="list-style-type: none"> • City of Miami Code, Section 38.147 • City of Miami Ordinance #10317, 9/8/87 • City of Miami Ordinance #11279, 7/13/95 <p>Witness Fee</p> <ul style="list-style-type: none"> • State of Florida Statute, Chapters 92.141 -92.142 • City of Miami Administrative Directive 1.26 Established 1976 • City of Miami Code Section 2.5 <p>Engineering Services</p> <ul style="list-style-type: none"> • City of Miami Code, Section 54.56 • City of Miami Ordinance #9871, 7/31/84 • City of Miami Ordinance #10279, 6/11/87 • City of Miami Ordinance #13087, 9/10/09 • City of Miami Ordinance #13398, 7/11/13 <p>Lot Clearing & Demolition</p> <ul style="list-style-type: none"> • City of Miami Code, Section 22.118 • City of Miami Ordinance #11746, 1/12/99

Resource IX – Charges for Services

Name:	Other Charges for Services
Legal Authority (cont.):	<p>Special Inspections</p> <ul style="list-style-type: none"> • City of Miami Code, Section 19.5 <p>Elevator Permit Fee</p> <ul style="list-style-type: none"> • City of Miami Code, Sections 10.4 and 10.5 • City of Miami Ordinance #10157, 10/7/86 • City of Miami Ordinance #11663, 3/31/98 • City of Miami Ordinance #11725, 11/17/98 • City of Miami Ordinance #11795, 5/11/99 • City of Miami Ordinance #12030, 3/8/01 • City of Miami Ordinance #12155, 11/15/01 • City of Miami Ordinance #12237, 6/13/02 • City of Miami Ordinance #12663, 3/10/05 • City of Miami Ordinance #12834, 9/12/06 • City of Miami Ordinance #13365, 3/14/13 <p>Public Works – Sale of Document</p> <ul style="list-style-type: none"> • City of Miami Code, Section 2.268 • City of Miami Ordinance #9004, 10/17/79 • City of Miami Ordinance #9513, 11/4/82 • City of Miami Ordinance #10658, 10/12/89 • City of Miami Ordinance #12453, 12/18/03 • City of Miami Ordinance #12643, 01/13/05 • City of Miami Ordinance #13108, 10/8/09 • City of Miami Ordinance #13195, 9/27/10 <p>Private Towing Administration Fee</p> <ul style="list-style-type: none"> • State of Florida Statutes, Sections 713.78 and 715.07 • City of Miami Code, Section 42-110 • City of Miami Ordinance #10537, 1/12/89 • City of Miami Ordinance #10564, 3/23/8 • City of Miami Ordinance #11382, 7/25/96 • City of Miami Ordinance #11426, 12/12/96 • City of Miami Ordinance #11858, 11/15/99 • City of Miami Ordinance #12285, 10/10/02 • City of Miami Ordinance #13142, 2/11/10 • City of Miami Ordinance #13513, 4/09/15 <p>Pawn Shop Transaction Fees</p> <ul style="list-style-type: none"> • City of Miami Code, Section 42.6(h) • City of Miami Ordinance #9013, 10/31/79 • City of Miami Ordinance #10570, 4/13/89 • City of Miami Ordinance #11425, 12/12/96 • City of Miami Ordinance #11539, 9/9/97

Resource IX – Charges for Services

Name:	Other Charges for Services
Legal Authority (cont.):	<p>Vehicle Impoundment</p> <ul style="list-style-type: none"> • State of Florida Statutes, Chapters 499, 796.7 and 893 • City of Miami Code, Sections 42-121 and 42-122 • City of Miami Ordinance #11445, 2/20/97 • City of Miami Ordinance #11592, 1/13/97 • City of Miami Ordinance #11621, 3/10/98 • City of Miami Ordinance #11700, 9/28/98 • City of Miami Ordinance #13088, 9/24/09 • City of Miami Ordinance #13146, 3/11/10 <p>Pari-mutuel Gaming</p> <ul style="list-style-type: none"> • Miami-Dade County Ordinance <p>Parking Surcharge</p> <ul style="list-style-type: none"> • State of Florida Statute, Chapter 218.5031 • City of Miami Code, Section 35.342 • City of Miami Ordinance #11813, 7/13/99 • City of Miami Ordinance #12563, 7/22/04 • City of Miami Ordinance #13063, 5/14/09 <p>Fire Fee Assessment</p> <ul style="list-style-type: none"> • State of Florida Statutes, Section 170.01 • City of Miami Code, Sections 19.5.21 and 19.5.28 • City of Miami Ordinance #11584, 12/30/97 • City of Miami Resolution #R-07-0407, 7/10/07 <p>IAFF WCSUP</p> <ul style="list-style-type: none"> • IAFF Bargaining Unit Agreement • FOP Bargaining Unit Agreement <p>Line & Grade Survey</p> <ul style="list-style-type: none"> • Sidewalk Construction <ul style="list-style-type: none"> ○ Permit Fee, 50 linear feet or less..... \$115.00 ○ Additional Linear Feet \$2.30/foot • Building Line and Grade <ul style="list-style-type: none"> ○ Permit Fee \$287.50 ○ Additional Linear Feet \$5.75/foot • After-the-Fact Permit Fee 4 (x) Standard Fees <ul style="list-style-type: none"> ○ (Applied to Work Performed without Proper Permits and Inspections)

Resource IX – Charges for Services

Name:	Other Charges for Services
Fees/Computations:	<ul style="list-style-type: none"> ○ Re-inspection Fee \$30.00 <ul style="list-style-type: none"> ○ (Applied to work previously inspected and rejected by the Public Works Department) Covenant Fee <ul style="list-style-type: none"> ○ Preparation and processing fee..... \$245.00 ○ Preparation and processing of legal documents allowing the use of public right-of-way by private entities \$305.00 Excavation Utilities <ul style="list-style-type: none"> ○ Street Excavation Permit ○ Fifty linear feet or less \$290.00 ○ Each additional linear foot \$0.35 ○ Plan review fee \$20.00 ○ Initial review fee \$25.00 ○ Dry run review fee, fifty feet or less \$125.00 ○ Each additional feet..... \$0.25 ○ Flume Excavation Permit ○ Each excavation \$115.00 ○ Utility Pole Placement Permit ○ Permit \$115.00 ○ Each additional, per block \$11.50 ○ Underground Utility Service Connection Right-of-Way Excavation Permit ○ Each water, gas, electric, telephone, cable television or sanitary sewer connection from base building line to utility located within the public right-of-way..... \$115.00 Excavation Utilities (cont.) <ul style="list-style-type: none"> ○ Groundwater Monitoring Wells Fee ○ Each well..... \$60.00 ○ Permit Renewal Fee ○ 90-day extension of permit expiration date..... \$115.00 ○ After-the-Fact Permit Fee ○ For any work performed without proper permits and inspections.....4 x Normal Fee ○ Re-inspection Fee ○ When additional inspections are required for work previously inspected and rejected by the Department of Public Works, each \$30.00

Resource IX – Charges for Services

Name:	Other Charges for Services
Fees/Computations (cont.):	<p>Sidewalk Cuts and Repair – Public Works</p> <ul style="list-style-type: none"> • Sidewalk Repair Permit <ul style="list-style-type: none"> ○ Fifty linear feet or less \$58.00 ○ Each additional linear foot \$1.15 • Driveway Construction Permit <ul style="list-style-type: none"> ○ Each driveway..... \$115.00 • Paving or Resurfacing of Parkway or Shoulder Area Permit <ul style="list-style-type: none"> ○ Twenty-five linear feet or less \$115.00 ○ Each additional linear foot \$5.75 • After-the-Fact Permit Fee <ul style="list-style-type: none"> ○ For any work performed without proper permits and inspections.....4 x Normal Fee • Re-inspection Fee <ul style="list-style-type: none"> ○ When additional inspections are required for work previously inspected and rejected by the Department of Public Works, each \$30.00 <p>Elevator Inspections</p> <ul style="list-style-type: none"> • Certificate of operations per elevator/escalator \$200.00 • Elevator/escalator duplicate cert. per elevator/escalator \$100.00 • Elevator/escalator delinquent cert. per elevator/escalator \$500.00 • Temporary certificate of operations per elevator/escalator \$100.00 • Elevator/escalator annual inspection per elevator/escalator \$200.00 • Elevator/escalator re-inspection fee per elevator/escalator \$100.00 <p>Elevator/escalator fees and fines for non-compliances</p> <ul style="list-style-type: none"> • Elevator witness: <ul style="list-style-type: none"> ○ One-year test \$200.00 ○ Five-year test \$250.00 • Elevator emergency power/fire recall test \$1,000.00

Resource IX – Charges for Services

Name:	Other Charges for Services
Fees/Computations (cont.):	<ul style="list-style-type: none"> • Elevator/escalator removal fee per elevator/escalator... \$500.00 • Elevator/escalator non-compliance fines: <ul style="list-style-type: none"> ○ First offense per elevator/escalator \$250.00 ○ Second offense per elevator/escalator \$500.00 ○ Third offense per elevator/escalator..... \$1,000.00 • Elevator witness: <ul style="list-style-type: none"> ○ One-year test..... \$200.00 ○ Five-year test \$250.00 • Elevator emergency power/fire recall test \$1,000.00 • Elevator/escalator removal fee per elevator/escalator.... \$500.00 • Elevator/escalator non-compliance fines: <ul style="list-style-type: none"> ○ First offense per elevator/escalator \$250.00 ○ Second offense per elevator/escalator \$500.00 ○ Third offense per elevator/escalator..... \$1,000.00 Other Building Permit Fees (cont.) <ul style="list-style-type: none"> ○ <i>Commercial:</i> Permits for all building a surcharge of two and one-half percent of the cost of construction with a minimum of \$57.00 and a maximum of \$10,500.00. <p><i>Exemptions:</i> The following are exempt from this surcharge: signs, landscaping, elevators, revisions, subsidiary permits, roofing, awning, windows and doors, shed, flooring, driveways, and any affordable housing permit that the city director of community development exempts in writing prior to the issuance of the permit.</p> <ul style="list-style-type: none"> ○ Joint plan reviews. ○ Each meeting with city staff \$276.00 ○ Revision of plans and re-works. Revision of plans (per discipline) and reworks, after the second review..... \$56.00 ○ Expired and inactive permit applications (NAC): <p>For those expired applications where 180 days have passed from the original application date, in accordance with the Florida Building Code (FBC105.13), the building official may extend for periods not exceeding 90 days the expiration date, if requested by the applicant in writing, explaining the need and circumstances for the extension</p>

Resource IX – Charges for Services

Name:	Other Charges for Services
Fees/Computations (cont.):	<p>Every extension will be charged \$100.00 for residential single family, duplex/triplex and \$500.00 for commercial and multifamily applications. For those inactive applications (NAC), if authorized by the planning director, they will be reactivated in the system after payment of a \$1,500.00, for a period of six additional months.</p> <ul style="list-style-type: none"> ○ Expired/completion permits. Any building/trade permit may be extended once by the building official if requested prior to the permit expiration date. If the building/trade permit is expired, a completion permit will be required. ○ Extension of permit \$100.00 ○ Completion of any type of permit: For the first \$1,000.00 of value of the remaining work, \$32.00, plus any additional \$1,000.00 or fraction, \$16.00. ○ Re-inspection fees: <ul style="list-style-type: none"> ○ Re-inspection fees will be charged in instances where the inspector is scheduled to visit a site, and any of the included, but not limited to the following issues occur: a contractor or builder owner receives a rejection of an inspection because a notice of commencement is not <p>Other Building Permit Fees. (cont.)</p> <ul style="list-style-type: none"> ○ posted at the site and a copy is not provided to the inspector; the wrong address was given to visit the site to inspect; work was incomplete or not ready for inspection; the corrections given in the previous inspections were not completed; the approved set of plans or required certifications are not at the site; or no arrangement was made to allow the inspector to gain entry to the area of inspection, a fee of \$57.00 will be assessed and no further inspections will be scheduled until the re-inspection fee is paid. ● Expedited plans review of green building permit applications. <ul style="list-style-type: none"> ○ Green buildings eligible for priority permitting will be: ○ For buildings in excess of 50,000 square feet, and that exceed the requirements of LEED Silver certification. ○ For buildings below 50,000 square feet, and that meet or exceed the requirements for any level of LEED certification. ○ To qualify for expedited priority review and approval of permit applications, buildings meeting the criteria above must submit <p>Other Building Permit Fees.</p> <ul style="list-style-type: none"> ○ to the building department:

Resource IX – Charges for Services

Name:	Other Charges for Services
	<ul style="list-style-type: none"> ○ A LEED registration form; ○ A LEED scorecard indicating all expected rating points; ○ The name and contact information for a LEED accredited professional on the project team; and a non-refundable deposit of \$500.00. ○ Expedited process of special project: ○ Outside source review fee..... Actual cost plus ten percent. (ten percent is the administrative fee to cover the cost of the processing) ○ In-house review fee is per discipline, with a maximum of two reviews per fee, per discipline..... \$276.00 ○ Application fee: All permits will be charged a non-refundable application fee..... \$40.00 ○ Change of architect, engineer, or contractor for any type of permit..... \$100.00 ○ Recertification of plans and revised plans fee, and permit card replacement. ○ When plans are lost by the owner or contractor, a recertification fee is required for a new set of plans..... Thirty percent (30%) of the original fee. ○ Minimum fee for residential/commercial uses..... \$100.00 ○ Revised plans and shop drawings (after approval of initial plans): ○ Per sheet revised and reviewed..... \$20.00 ○ Minimum fee..... \$100.00 ○ Maximum fee..... \$5,000.00. ○ Replacement of lost permit card or replacement or duplication of plans (per sheet)..... \$170.00 ○ Computer print-out of property information, permits, inspections, etc. \$2.00/sheet ○ File search for every request of building department services, including <p>Other Building Permit Fees. (cont.)</p> <ul style="list-style-type: none"> ○ notice of violations..... \$44.00 ○ Notarization of any document, including building permit application..... \$2.00 ○ Sending and receiving faxes (not related to the permitting process): ○ Local, per page..... \$2.00 ○ Long distance, per page..... \$2.50 ○ City certification of plans..... Cost of reproduction of plans plus \$1.00 per page. ○ Folio change..... \$26.00

Resource IX – Charges for Services

Name:	Other Charges for Services
Fees/Computations (cont.):	<p>Other Building Permit Fees.</p> <ul style="list-style-type: none"> • Building Department enforcement fees: <ul style="list-style-type: none"> ○ Initiation and processing fee for all work without a permit and all unsafe structures cases after being given 90 days to comply \$500.00. ○ Digital pictures..... \$1.00 each. ○ Additional inspection of open non-compliant cases after being given 90 days to comply \$150.00. ○ Posting of notices \$50.00. ○ Unsafe structures panel fee \$200.00. ○ Title search Actual cost. ○ Court reporting Actual cost. ○ Legal advertisement Actual cost. ○ Lien/recording/cancellation of notices-each will be charged actual cost plus a \$1.00 administrative fee per every ten pages. ○ Bid processing fee and contractor notice to proceed (NTP) administrative cost \$150.00. ○ Demolition/secure services Actual cost. ○ Asbestos and lead environmental sampling and abatement..... Actual cost. ○ Corporate information and lenders search \$25.00. ○ Extension fee (90 days, one time extension only) \$150.00. ○ Electrical Permit Fee ○ Minimum fee, each..... \$110.00 ○ Residential (up to three dwelling units): For all residential properties, any trade or master building permit will be charged 0.50 of the estimated construction cost (including labor and materials) for new construction or additions, and 0.50 of the estimated construction cost for all remodeling permits. Notwithstanding the foregoing, the building permit fee for residential improvements where the amount of estimated construction is less than \$2,500.00 shall be fixed at \$45.00. ○ Commercial and multifamily master permit, trade permit and stand-alone permit fee: For a building whose estimated construction cost is equal to or less than \$30,000,000.00 is one percent of the cost of construction as per Miami-Dade County Code Compliance minimum construction cost value. For projects were the construction cost exceeds \$30,000,000.00, the fee will be the same as above up to \$30,000,000.00, plus one-half percent of the amount in excess of the \$30,000,000.00. ○ Minimum permit fee, applicable to any building permit, shop drawing, or revision of any category regardless of construction cost or number of pages..... \$110.00

Resource IX – Charges for Services

Name:	Other Charges for Services
Fees/Computations (cont.):	<p>Other Building Permit Fees. (cont.)</p> <ul style="list-style-type: none"> ○ Phased permit fee: Any phased permit issued in accordance with the Florida Building Code (FBC 105.13) will be valid for six months from the issuance date. These permits will be charged a \$1,500.00 fee, plus any other applicable surcharges as defined or required by the surcharges section. ○ Fee for work started without permits: When work is commenced prior to obtaining a required permit, a fee of two times that specified in this section, plus a \$110.00 fine shall be paid. <ul style="list-style-type: none"> ● Surcharges.....For all permits issued, the building department will collect the following surcharges for the State of Florida, Miami-Dade County and other city departments: <ul style="list-style-type: none"> ○ State of Florida Department of Business and Professional Regulation (DBPR). ○ State of Florida Building Code Administrators and Inspectors (BCAI). ○ Miami-Dade County Code compliance surcharges. ○ City solid waste surcharge. <p>Residential..... \$0.22 per \$100.00 of the estimated cost of construction with a minimum fee of \$26.00 and a maximum fee of \$600.00.</p> <ul style="list-style-type: none"> ● Joint plan reviews. <ul style="list-style-type: none"> ○ Each meeting with city staff \$276.00 ○ Revision of plans and re-works. Revision of plans (per discipline) and reworks, after the second review..... \$56.00 ● Expired and inactive permit applications (NAC): <p style="margin-left: 40px;">For those expired applications where 180 days have passed from the original application date, in accordance with the Florida Building Code (FBC105.13), the building official may extend for periods not exceeding 90 days the expiration date, if requested by the applicant in writing, explaining the need and circumstances for the extension. Every extension will be charged \$100.00 for residential single family, duplex/triplex and \$500.00 for commercial and multifamily applications. For those inactive applications (NAC), if authorized by the planning director, they will be reactivated in the system after payment of a \$1,500.00, for a period of six additional months.</p>

Resource IX – Charges for Services

Name:	Other Charges for Services
Fees/Computations (cont.):	<p>Other Building Permit Fees. (cont.)</p> <ul style="list-style-type: none"> ○ Expired/completion permits. Any building/trade permit may be extended once by the building official if requested prior to the permit expiration date. If the building/trade permit is expired, a completion permit will be required. ○ Extension of permit \$100.00 ○ Completion of any type of permit: For the first \$1,000.00 of value of the remaining work, \$32.00, plus any additional \$1,000.00 or fraction, \$16.00. <ul style="list-style-type: none"> ● Re-inspection fees: <ul style="list-style-type: none"> ○ Re-inspection fees will be charged in instances where the inspector is scheduled to visit a site, and any of the included, but not limited to the following issues occur: a contractor or builder owner receives a rejection of an inspection because a notice of commencement is not posted at the site and a copy is not provided to the inspector; the wrong address was given to visit the site to inspect; work was incomplete or not ready for inspection; the corrections given in the previous inspections were not completed; the approved set of plans or required certifications are not at the site; or no arrangement was made to allow the inspector to gain entry to the area of inspection, a fee of \$57.00 will be assessed and no further inspections will be scheduled until the re-inspection fee is paid. ● Expedited plans review of green building permit applications. <ul style="list-style-type: none"> ○ Green buildings eligible for priority permitting will be: ○ For buildings in excess of 50,000 square feet, and that exceed the requirements of LEED Silver certification. ○ For buildings below 50,000 square feet, and that meet or exceed the requirements for any level of LEED certification. ○ To qualify for expedited priority review and approval of permit applications, buildings meeting the criteria above must submit to the building department: <p>Electrical Inspections</p> <ul style="list-style-type: none"> ○ A LEED registration form; ○ A LEED scorecard indicating all expected rating points; ○ The name and contact information for a LEED accredited professional on the project team; and a non-refundable deposit of \$500.00. ○ Outside source review fee Actual cost plus ten percent. (ten percent is the administrative fee to cover the cost of the processing) ○ In-house review fee \$276.00.

Resource IX – Charges for Services

Name:	Other Charges for Services
Fees/Computations (cont.):	<ul style="list-style-type: none"> ○ Application fee. \$40.00. ○ Change of architect, engineer, or contractor for any type of permit \$100.00. ○ Recertification of plans and revised plans fee, and permit card replacement. ○ When plans are lost by the owner or contractor, a recertification fee is required for a new set of plans..... Thirty percent of the original fee. ○ Minimum fee for residential/commercial uses \$100.00. ○ Revised plans and shop drawings (after approval of initial plans): ○ Per sheet revised and reviewed \$20.00. ○ Minimum fee \$100.00. ○ Maximum fee \$5,000.00. ○ Replacement of lost permit card or replacement or duplication of plans (per sheet): \$17.00. ● Administrative services fees: <ul style="list-style-type: none"> ○ Computer print-out of property information, permits, inspections, etc. \$2.00 per sheet. ○ File search for every request of building department services, including notice of violations..... \$44.00. ○ Notarization of any document, including building permit application \$2.00. ○ Sending and receiving faxes (not related to the permitting process): ○ Local, per page..... \$2.00. ○ Long distance, per page..... \$2.50. ○ City certification of plans..... Cost of reproduction of plans plus \$1.00 per page. ○ Folio change..... \$26.00 ○ Initiation and processing fee for all work without a permit and all unsafe structures cases after being given 90 days to comply \$500.00. ○ Digital pictures..... \$1.00 each. ○ Additional inspection of open non-compliant cases after being given 90 days to comply \$150.00. ○ Posting of notices \$50.00. ○ Unsafe structures panel fee \$200.00. ○ Title search Actual cost. ○ Court reporting Actual cost. ○ Legal advertisement Actual cost.

Resource IX – Charges for Services

Name:	Other Charges for Services
Fees/Computations (cont.):	<p>Electrical Inspections (cont.)</p> <ul style="list-style-type: none"> ○ Lien/recording/cancellation of notices-each will be charged actual cost plus a \$1.00 administrative fee per every ten pages. ○ Bid processing fee and contractor notice to proceed (NTP) administrative cost \$150.00. ○ Demolition/secure services Actual cost. ○ Asbestos and lead environ: sampling and abatement.... Actual cost. ○ Corporate information and lenders search \$25.00. ○ Extension fee (90 days, one time extension only) \$150.00. ○ Maximum fee \$500.00 ○ Master electrical, mechanical, and plumbing permits, commercial, per \$100.00 of the cost of construction \$0.20 ○ Minimum fee \$50.00 ○ Maximum fee \$2,500.00 ○ Re-inspection fee..... \$57.00 ○ Re-inspection of existing building ○ Buildings up to two stories and not exceeding 20,000 sq. feet, per division \$250.00 ○ Each story over two stories, per division..... \$150.00 ○ Each floor over 10,000 sq. feet, additional per 1,000 sq. feet..... \$10.00 <p>Building Inspections</p> <ul style="list-style-type: none"> ▪ Maximum fee \$500.00 ▪ Master electrical, mechanical, and plumbing permits, commercial, per \$100.00 of the cost of construction \$0.20 ▪ Minimum fee..... \$50.00 ▪ Maximum fee \$2,500.00 ● Re-inspection fee \$50.00 ○ Re-inspection of existing building <ul style="list-style-type: none"> ▪ Buildings up to two stories and not exceeding 20,000 sq. feet, per division \$250.00 ▪ Each story over two stories, per division \$150.00 ▪ Each floor over 10,000 sq. feet, additional per 1,000 sq. feet \$10.00 ● For the processing of the initial application for structural glazing recertification and each subsequent application under Sections 104.9 and 3315 of the

Resource IX – Charges for Services

Name:	Other Charges for Services
Fees/Computations (cont.):	<p>Building Inspections, cont.</p> <ul style="list-style-type: none"> • South Florida Building Code..... \$250.00 <ul style="list-style-type: none"> ○ Recertification of plans and revised plans fee and permit card replacement <ul style="list-style-type: none"> ▪ Recertification of a new set of plans when plans are lost by the owner or contractor, percentage of the original fee..... 30% ▪ Minimum fee for residential uses..... \$100.00 ▪ Minimum fee for commercial uses..... \$100.00 ▪ Revised plans and shop drawings, after approval of initial plan, per sheet revised and reviewed \$20.00 ▪ Minimum fee..... \$100.00 • For the processing of the initial application for structural glazing recertification and each subsequent application under Sections 104.9 and 3315 of the • South Florida Building Code..... \$250.00 <ul style="list-style-type: none"> ○ Recertification of plans and revised plans fee and permit card replacement <ul style="list-style-type: none"> ▪ Recertification of a new set of plans when plans are lost by the owner or contractor, percentage of the original fee..... 30% ▪ Minimum fee for residential uses..... \$50.00 ▪ Minimum fee for commercial uses..... \$90.00 ▪ Revised plans and shop drawings, after approval of initial plan, per sheet revised and reviewed \$17.50 ▪ Minimum fee..... \$25.00 <p>Refunds, time limitations, revocation, etc.</p> <ul style="list-style-type: none"> ▪ The fees charged pursuant to this section, provided the same are for a permit required by the Florida Building Code, may be refunded by the building department director, subject to the following: ▪ No refunds shall be made where any work has commenced, except where duplicate permits are issued for the same work, in which case a refund in accordance with subsection 4 below may be granted to the original permit holder providing that the duplicate permits were issued within 90 days of each other and the request for the refund is received within 90 days of the issuance of the latter permit.

Resource IX – Charges for Services

Name:	Other Charges for Services
Fees/Computations (cont.):	<ul style="list-style-type: none"> ▪ No refunds shall be made where a permit has become void or revoked as provided by paragraph 304.3(a) of the Florida Building Code. ▪ No refunds shall be made on permit fees of \$110.00 or less. ▪ Refunds on permits or any item there on, will be on a basis of 50 percent of the balance over \$110.00; such refunds shall be made to the closest dollar. ▪ Bonds may be required for unfinished work on temporary certificates of occupancy (T.C.O). The amount is to be established by the chief of the section(s) involved and shall be 100 percent of estimated cost of the required work. Cash bond will be refunded, less \$100.00 or other bonds discharged, upon completion of required work by owner. ▪ Methods for placing bonds may be: <ul style="list-style-type: none"> ▪ Surety company issuance of bond ▪ Cash bond. Payable by cash, or certified cashier's check. A copy of signed contract with a contractor to do the work is also required. ▪ Letter of credit from a guaranteed insured state certified bank. The letter shall indicate the purpose of the line of credit. A copy of signed contract with a contractor to do the work is also required. ▪ If work is done within specified time, the city will proceed to have the work done (1) through the bonding company if Method No. 1. was used; (2) through the contractor specified in the contract if Method No. 2 or Method No. 3 was used, using the proceeds from the cash bond or from the bank letter of credit. <p>Plumbing Inspections</p> <ul style="list-style-type: none"> • Plumbing Permit Fees <ul style="list-style-type: none"> ○ Minimum plumbing and paving permit fee..... \$60.00 ○ Roughing in or capped-off outlets <ul style="list-style-type: none"> ▪ First roughing-in or capped-off outlet \$6.00

Resource IX – Charges for Services

Name:	Other Charges for Services
Fees/Computations (cont.):	<p>Plumbing Inspections, cont.</p> <ul style="list-style-type: none"> ▪ Each additional roughing-in or capped off outlet \$6.00 ▪ Replacement of old roughing-in \$6.00 ○ Fixtures set on new roughing-in or on old roughing-in <ul style="list-style-type: none"> ▪ First fixture \$6.00 ▪ Each additional fixture \$6.00 ● All Other Fixtures, Appurtenances of Appliances Non-Classified as Plumbing Fixture but having Water Supply, Waste Outlet or Both <ul style="list-style-type: none"> ○ First roughing-in for waste outlet or connection \$6.00 <ul style="list-style-type: none"> ▪ Each additional roughing-in for waste outlet or connection \$6.00 ○ First fixture, appurtenance or appliance set \$6.00 <ul style="list-style-type: none"> ▪ Each additional fixture, appurtenance or appliance set \$6.00 ○ Interceptors and separators. Includes septic tanks, settling tanks, etc.) <ul style="list-style-type: none"> ▪ Up to 750 gallons \$35.00 ▪ Each additional 150 gallons \$6.00 ● Drain-field Relay <ul style="list-style-type: none"> ○ Type D manhole for interceptors and separators \$16.00 ○ Interceptors and separators, abandoned..... \$25.00 <p>Photocopy Services</p> <ul style="list-style-type: none"> ● Copies up to Size 8½ x 14 <ul style="list-style-type: none"> ○ One-sided \$0.15 ○ Two-sided \$0.20 ○ Coin-operated machine \$0.25 ○ Photocopy done by City of Miami employee \$0.50 ○ Certified Copy \$1.00 ○ Cassette tapes (cassette furnished by the City Clerk) \$0.50 ○ Digital voice recording in compact disc..... \$15.00 ● Change of zoning (district classification and/or section number) to the following: <ul style="list-style-type: none"> ○ CS, T3-R, T3-L, T3-O, T4-R, T4-L, T4-O, T5-R, T5-L, T5-O, T6-R, T6-L, CI per sq. feet of net lot area \$0.50 <ul style="list-style-type: none"> ▪ Minimum..... \$2,500.00

Resource IX – Charges for Services

Name:	Other Charges for Services
Fees/Computations (cont.):	<p>Public Hearing Fees</p> <ul style="list-style-type: none"> ○ T6-8, O, T6-12, O, T6-24 O, D1, D2, D3. T6-36 O, T6-48 O, T6-60 O, T6-80, CI-HD: per sq. feet of net lot area..... \$0.70 <ul style="list-style-type: none"> ▪ Minimum..... \$5,000.00 ● Application to amend the Comprehensive Plan <ul style="list-style-type: none"> ○ \$5,000.00 per acre with a \$1,500.00 advertising surcharge per item. ● Variances and exceptions <ul style="list-style-type: none"> ○ CS, T3 (single-family and duplex residential uses) \$1000.00 ○ All other uses \$1,500.00 ○ Exception permit requiring City Commission review \$2,500.00 ○ Extension of time \$750.00 ● Major modifications to a previously approved major use special permit modified through the exception process. <ul style="list-style-type: none"> ○ Per square foot of directly-affected floor area \$.50. Minimum of \$5,000.00 per application. ○ Projects modified to include or expand phasing, per phase \$10,00.00 ○ Advertising \$1,500.00 ○ Traffic study, as needed \$6,000.00 ● Minor modification to previously approved variance or exception shall equal the original fee paid. <ul style="list-style-type: none"> ○ Modifications to previously approved variance or exception found to be substantially in compliance shall equal one-half of the original fee paid. ● Application for variance as a result of a change in approved plans or as a result of a violation notice shall be charged the following additional fee, per variance: <ul style="list-style-type: none"> ○ CS, T3, T4 \$500.00 ○ All other residential districts \$750.00 ○ All non-residential districts..... \$1,000.00 ● Temporary Use and Occupancies permits <ul style="list-style-type: none"> ○ Garage sale permit \$25.00 ○ Temporary occupancy permit \$500.00 ○ Interim parking lot permit \$1,000.00 ○ Other temporary event permits..... \$250.00

Resource IX – Charges for Services

Name:	Other Charges for Services
Fees/Computations (cont.):	<p>Public Hearing Fees (cont.)</p> <ul style="list-style-type: none"> • Waiver <ul style="list-style-type: none"> ○ Per square foot of floor area as defined in section 1.2 \$0.50 ○ Minimum \$475.00 ○ Extension of time for waiver \$225.00 • Modifications to previously approved warrants found to be substantially in compliance shall equal one-half of the original fee paid. <ul style="list-style-type: none"> ○ Public hearing mail notice fees, including cost of handling and mailing per notice \$4.50 • Warrant <ul style="list-style-type: none"> ○ Signs \$150.00 ○ Per square foot of floor area \$.0.05 ○ Minimum \$475.00 <p>Public Hearing Fees (cont.)</p> <ul style="list-style-type: none"> • Extension of time for warrant or Class II special permits (ZO 11000) \$225.00 <ul style="list-style-type: none"> ○ Modification to previously approved warrants shall equal the original fee paid. • Public hearing mail notice fees, including cost of handling and mailing per notice \$4.50 <ul style="list-style-type: none"> ○ Public hearing advertisement..... \$1,500.00 • Special area plans. <ul style="list-style-type: none"> ○ Applications for special area plans pursuant to article 3, section 3.9, per acre \$5,000.00 ○ Advertising \$1,500.00 ○ Traffic study review \$6,000.00 • Projects requiring concurrency review pursuant to the comprehensive plan, not requiring special permits. <ul style="list-style-type: none"> ○ Traffic study \$6,000.00 ○ School board, school concurrency processing \$150.00 • Vacation of public right-of-way, Original submittal: <ul style="list-style-type: none"> ○ Per square foot of right-of-way \$2.00 ○ Minimum \$3,000.00 ○ Maximum (re-submittals) \$4,000.00 ○ Petition for public hearing not covered elsewhere in this section \$1,500.00

Resource IX – Charges for Services

Name:	Other Charges for Services
	<p>(Certain resubmittals. In the event that any application affecting land use is remanded to the city commission or any city board, department or agency by a court of competent jurisdiction or that the underlying land use legislation is declared unconstitutional, an applicant who resubmits a similar application encompassing an identical site plan shall pay an administrative fee which shall be equal to 50 percent of the then-current application fee plus all advertising and notice costs incurred by the city in relation to the resubmittal.)</p> <ul style="list-style-type: none"> • Non-substantial modification not specified elsewhere in this section shall pay an application fee equal to the original permit fee. <p>Public Hearing Fees (cont.)</p> <ul style="list-style-type: none"> • Other charges. File search fees shall be set administratively, but shall not exceed comparable fee as established by Miami-Dade County. The following shall apply in addition to the permit fee to any application when so required by said permit application: <ul style="list-style-type: none"> ○ Public hearing and public meeting mail notice fees, including cost of handling and mailing per notice \$4.50 ○ Public hearing and public meeting package mailing fees; including cost of handling and mailing per package sent \$6.00 ○ Advertising \$1,500.00 ○ Traffic study review \$6,000.00 ○ Land use certification letters \$100.00 ○ Document certification, per page \$1.00 • The maximum fee to be charged any governmental agency other than the city for any public hearing shall be \$1,000.00 per hearing. The maximum fee to be charged any religious institution or any institution of an eleemosynary character for any change of zoning or variance shall be \$1,000.00 per hearing; any institution so applying shall submit its articles of incorporation to the director of the planning and zoning department for review prior to acceptance of the application. • All fees in excess of \$25,000.00 shall be paid in the form of a certified check, cashier's check, or money order. • Fees for appeals of planning determinations of use, zoning interpretations or any other actions otherwise not covered in this chapter, pursuant to Miami 21 zoning ordinance, shall be accompanied by a fee of \$800.00; unless the decision applies to a specific property, and at least 60 percent of the property owners located within 500 feet of the subject property request appeal in writing, then no fee shall be charged.

Resource IX – Charges for Services

Name:	Other Charges for Services
Fees/Computations (cont.):	<p>Public Hearing Fees (cont.)</p> <ul style="list-style-type: none"> • Fees for appeals of variances and exceptions shall be collected as a surcharge equivalent to the application fee and advertisement fee and shall be collected from the applicant at the time of initial submission of an application for any variance and exception, except from agencies of the city. Such surcharge shall be refunded to the applicant unless there is an appeal from an abutting property owner. If an abutting property owner appeals, then the appellant shall pay the applicable notice fee only. If the appellant is not an abutting property owner, then appellant shall pay the equivalent of the original application fee, advertisement fee, and notice fee paid. • Fees for appeals of waivers or warrants shall be the equivalent of the original application fee and the applicable advertisement and notice fee, which shall be collected from the appellant unless there is an appeal from an abutting property owner, then the appellant shall pay the applicable notice fee only. • Zoning items scheduled to be heard by the city commission or the planning, zoning and appeals board can be withdrawn, deferred, rescheduled or denied. Items rescheduled at the applicant's or appellant's request shall be assessed a rescheduling fee based on the original fee, not to exceed \$1,000.00, such fee including advertising and notice, if required shall be paid by the applicant or appellant as applicable. • The planning, zoning and appeals board or the city commission may initiate a request for review; such request shall be initiated only by duly adopted resolution of the commission. • All fees for requests for rescheduling of items before the planning, zoning and appeals board or the city commission, as described in this section, shall be due at the time of rescheduling. <p>Exemptions:</p> <ul style="list-style-type: none"> • Notwithstanding any provisions to the contrary contained in this Code or the zoning ordinance relative to development activity in a redevelopment district duly designated as such by the city commission pursuant to the Community Redevelopment Act of 1969, as set forth in F.S. ch. 163, except for the cost of required advertising, notices and postings, special area plan fees (including constituent elements of said process such as rezonings, variances, exceptions, warrants and waivers and special permits) may be partially deferred for any amount above the minimum application fee as specified in article VI, section 62-156, until such time as the initial building permit for the subject property is requested or for a period of one year from the approval of the applicable process,

Resource IX – Charges for Services

Name:	Other Charges for Services
Fees/Computations (cont.):	<p>whichever occurs first. In order for said fees to be deferred, the subject property owner(s) shall provide the city with a recordable document acceptable to the city attorney, evidencing said financial obligation and placing a lien on the subject property for the amount of such deferred fees, said document shall be recorded at the permittee's expense immediately upon issuance of the approval of the applicable process by the city commission.</p> <ul style="list-style-type: none"> • The fees required under this chapter may be waived by the director of planning and zoning and zoning administrator for entities and agencies of the city. <p>Sale of Signs Lot Clearing</p> <ul style="list-style-type: none"> • 7,500 square feet or less..... \$5.00 • For each additional 6,000 square feet \$1.00 <p>Sale of Signs Lot Clearing, cont.</p> <ul style="list-style-type: none"> • Maximum fee \$10.00 • Administrative fee charged to property owner for processing inspection, notices and liens..... \$30.00 <p>Microfilming Charges</p> <ul style="list-style-type: none"> • Microfilm with maximum size of 18" x 36" <ul style="list-style-type: none"> ○ First page, per print \$7.50 ○ Each additional page, per print \$5.00 • Search Fee <ul style="list-style-type: none"> ○ First half-hour \$10.00 ○ Each additional half-hour \$5.00 <p>Equipment Rental</p> <ul style="list-style-type: none"> • Metal Chair, each \$1.00 <p>Equipment Rental (Cont.)</p> <ul style="list-style-type: none"> • Upholstered Chair, each..... \$2.00 • Table, each \$6.00 <p>Day Care Fees</p> <p>Annual Registration Fee -Non-refundable</p> <p>First child \$60.00</p>

Resource IX – Charges for Services

Name:	Other Charges for Services
Fees/Computations (cont.):	<p>Infants 0 to 1 year old \$100.00 per week 1 year old \$90.00 per week 2 to 3 years old \$85.00 per week 4 to 5 years old \$75.00 per week</p> <p>Drop-In –When regular school is not in session</p> <ul style="list-style-type: none"> • infant \$45.00 • 1 to 5 years old..... \$35.00 <p>Late Pickup</p> <ul style="list-style-type: none"> • Will be assessed each 15-minute period beyond designated closing time of each center, per child \$10.00 <p>After-School Care Children through age five, weekly \$45.00</p> <p>Witness Fee</p> <ul style="list-style-type: none"> • Requesting attorneys will pay the following rates and percentages when requesting Fire Department personnel for depositions, trials, hearings and as expert witness during normal working hours: <ul style="list-style-type: none"> ○ Employee hourly rate x No. of hours away from work 100% ○ Applicable fringe benefits costs 100% ○ Miscellaneous expenses 100% <p>City solid waste surcharge.</p> <ul style="list-style-type: none"> ○ Residential. \$0.22 per \$100.00 of the estimated cost of construction with a minimum fee of \$26.00 and a maximum fee of \$600.00. ○ Commercial. Permits for all building a surcharge of two and one-half percent of the cost of construction with a minimum of \$57.00 and a maximum of \$10,500.00. <p>Engineering Services</p> <ul style="list-style-type: none"> • Percentage of construction costs obtained through bids, which is adjusted by the final cost of the project 16% <p>Lot Clearing & Demolition</p> <ul style="list-style-type: none"> • Calculated cost of clearing, including collection, penalties, lien amounts and administrative fees • Interest on past due balances until paid, percent per annum 18%

Resource IX – Charges for Services

Name:	Other Charges for Services
Fees/Computations (cont.):	<p>Special Inspections</p> <ul style="list-style-type: none"> • Residential Unit..... \$46.00 • Multi-Family Unit \$52.00 • Public Housing Unit..... \$172.00 • Commercial, per sq. feet..... \$0.10 • Industrial/Warehouse, per sq. feet..... \$0.03 • Institutional, per sq. feet..... \$0.08 <p>Elevator Permit Key Box Fee</p> <ul style="list-style-type: none"> • Key box, each \$50.00 <p>Public Works – Sale of Document</p> <ul style="list-style-type: none"> • Document running with the land covenanting the construction of a public works improvement, either in the public right-of-way or on private property..... \$200.00 • Document allowing the use of public right-of-way by private entities \$250.00 <p>Vehicle Impoundment Program</p> <ul style="list-style-type: none"> • Impoundment Fee..... \$500.00 <p>Plan Checking Fee</p> <ul style="list-style-type: none"> • Fence, wall, slab, sign or underground tank permit \$13.00 • Single-family or duplex residential construction, reconstruction, remodeling, renovation, repair, or addition permit \$30.00 • Multi-residential and all non-residential construction, reconstruction, remodeling, renovation, repair or addition permit \$90.00 • Expedited plan review service for special projects <ul style="list-style-type: none"> ○ Outside source review fee Cost + 15% ○ In-house review fee \$262.50 <p>Sprinkler System Inspection</p> <ul style="list-style-type: none"> • Inspection fee for fire flow test \$154.00 • Flow test information calculations for requests other than building permits \$50.00

Resource IX – Charges for Services

Name:	Other Charges for Services
Fees/Computations (cont.):	<ul style="list-style-type: none"> • Standpipe pressure tests..... \$250.00 • All new and existing buildings having sprinkler systems installed. The fee for these tests shall be as follows: <ul style="list-style-type: none"> ○ 0 to 20 heads \$210.00 ○ Rough inspection 21 to 49 heads an additional \$210.00 ○ Rough inspection over 49 heads, per head \$0.40 • Fire suppression system test and inspection/recertification: <ul style="list-style-type: none"> ○ 0 Acceptance test up to 20 heads \$175.00 ○ Acceptance test 21 to 49 heads an additional \$250.00 ○ Acceptance test over 49 heads, per additional heads \$0.40 • Fire alarm acceptance test and inspection/recertification: <ul style="list-style-type: none"> ○ One to six devices \$155.00 ○ Seven to 100 devices an additional \$250.00 ○ Each device over 100 \$1.40 ○ Reinspection for alarm acceptance \$105.00 ○ Third or more reinspections, each \$138.00 • When a reinspection is required due to system failure the fees shall be as follow: <ul style="list-style-type: none"> ○ First reinspection \$70.00 ○ Second reinspection \$80.00 ○ Third or more reinspections \$138.00 ○ In the event of a vehicle fire, a fee of \$158.00 shall be assessed to any non-city resident to whom said vehicle is registered. ○ Permit application fee (non-refundable) \$104.00 ○ Fire flow, pump and generator test departmental section involved in test \$250.00 • Fee for each inspection for tests conducted after normal working hours <ul style="list-style-type: none"> ○ Up to 4 hours minimum for each test \$416.00 ○ After 4 hours, per inspector, per hour \$104.00 • Fire Protection <ul style="list-style-type: none"> ○ Jockey pump \$32.00 ○ Water supply to fire sprinkler system \$32.00 ○ Fire pump or domestic pump, new or replacement \$37.00 ○ Each standpipe \$32.00 ○ Each hose rack or fire department outlet \$11.00 ○ Each Siamese or roof manifold \$26.00

Resource IX – Charges for Services

Name:	Other Charges for Services
Fees/Computations (cont.):	<ul style="list-style-type: none"> • Each sprinkler head..... \$1.50 • Each fire flow test \$42.00 • Each fire hydrant, Miami standard only..... \$42.00 • Minimum fire sprinkler permit fee \$63.00 • Backflow preventer, fire line..... \$63.00 • Fee for each inspection for tests conducted after normal working hours: <ul style="list-style-type: none"> ○ CO2, halon and dry powder systems and other piped fire extinguishing systems, including reinstallation, modification, or alternation, (full installation including discharge test): ○ Up to 20 heads..... \$175.00 ○ 21 to 49 heads \$250.00 50 heads and above, per head \$0.40 <p>Contractor’s Annual Fee</p> <ul style="list-style-type: none"> • Contractor’s annual fee..... \$25.00 <p>Child Support Deduction Fee</p> <ul style="list-style-type: none"> • Fees for initiating the income deduction..... \$5.00 • Fees for income deductions, each \$2.00 <p>Pawn Shop Yearly</p> <ul style="list-style-type: none"> • Administrative Fee for Police-Conducted Inspections <ul style="list-style-type: none"> ○ Pawn shop/second-hand dealer, annual..... \$250.00 ○ Antique dealer, annual \$100.00 <p>Flood Variance Fees Waiver Approval</p> <ul style="list-style-type: none"> • Application for Waiver from Ordinance #11029 <ul style="list-style-type: none"> ○ Residential \$210.00 ○ Each additional structure \$26.25 ○ Commercial..... \$394.00 ○ Each additional structure \$26.25 • Application filing for Variance from Ordinance #11029 <ul style="list-style-type: none"> ○ Single-family residential, per house \$420.00 ○ Commercial, industrial or other, per building \$840.00 • Appeal to Decision of the Building Official <ul style="list-style-type: none"> ○ Residential, per house \$473.00 ○ Commercial, per building \$840.00 • Application for Variances after the Fact 2 x Fee

Resource IX – Charges for Services

Name:	Other Charges for Services
Fees/Computations (cont.):	<p>Private Towing Administration Fee</p> <ul style="list-style-type: none"> • Maximum allowable rates for non-consensual towing and police towing. <ul style="list-style-type: none"> ○ The City hereby adopts and incorporates the maximum rates established by the Miami-Dade Board of the County Commissioners pursuant to Sec. 30-476 of the Miami-Dade County code, as amended. ○ The City shall charge an administrative fee of \$30.00 for each vehicle that is recovered, towed, or stored within the City. ○ The administrative charge are payable upon receipt of such invoices. Failure to remit payment of the administrative charges within the 15 days of the receipt of the invoices shall result in an additional charge of \$525.00
Exemptions:	<p>Pawn Shop Transaction Fees</p> <ul style="list-style-type: none"> ○ Administrative Fee for Processing Transaction Forms by the Pawn Shop Detail ○ Transaction form submitted for review and processing, per form \$1.50 <p>Parking Surcharge</p> <ul style="list-style-type: none"> ○ Percentage of gross revenues received from any charge or fee for parking a motor vehicle in or on parking facilities in the City of Miami, which a charge or fee is payable on an hourly, daily, weekly, monthly, yearly, event or any similar basis.. 15% <p>IAFF WCSUP</p> <ul style="list-style-type: none"> ○ As specified by the IAFF and FOP Bargaining Unit Agreements <p>Witness Fee</p> <ul style="list-style-type: none"> • This fee is waived based on the following conditions: <ul style="list-style-type: none"> ○ When the State of Florida, Miami-Dade County, the City of Miami and other municipalities within Miami-Dade County are parties involved in the legal action. ○ When the City of Miami employee is summoned or subpoenaed in connection with his or her official duties. <p>Plan Checking Fee</p> <ul style="list-style-type: none"> • Fees may be waived by the City Manager or Director of Public Works for governmental entities and agencies. <p>Vehicle Impoundment</p> <ul style="list-style-type: none"> ○ Preliminary hearing requested in lieu of payment of penalty. <p>Solid Waste Surcharge</p> <ul style="list-style-type: none"> ○ signs, landscaping, elevators, revisions, subsidiary permits, roofing, awning, windows and doors, shed, flooring, driveways, and any affordable housing permit that the city director of community development exempts in writing prior to the issuance of the permit.

Resource IX – Charges for Services

Name:	Other Miscellaneous Revenues
Revenue Category:	Charges for Services
Receiving Fund(s):	General Fund and Special Revenue Fund
Object Code:	469000-10 - Miscellaneous-Other Miscellaneous Revenues, Service Charges, Late Fees
Purpose:	<ul style="list-style-type: none"> • Revenues generated from labor charges assessed during cleanup after events when City owned facilities are rented. • Fees generated from lien letter charges, sewer connection permits, and other miscellaneous items. • Revenue generated from fees charged to the public for the reproduction of photographs submitted by fire rescue and inspection services. • Fees generated from the sale of copies of Police and Fire reports, which are records of fire rescues, car fires, flooding, or any other incident that would justify the intervention of the City of Miami Fire Rescue or Police Departments. • To collect funds from non-recurring sources such as sale of City of Miami confiscated items, bank error reconciliations, miscellaneous reimbursements, unfulfilled contracts, certain offset transactions, incidentals and others similar items. • Revenue generated from member contributions to the retirement system. • Revenue generated from street closure permits
Receiving Department:	All Applicable Departments
Frequency of Collection:	Daily, Monthly, and Non-Specific
Use of Revenue:	<ul style="list-style-type: none"> • General Governmental Activities
Legal Authority:	<p>Other Service Charges and Fees, Miscellaneous Revenues</p> <ul style="list-style-type: none"> • City of Miami departmental policy. <p>Building and/or Public Works Miscellaneous</p> <ul style="list-style-type: none"> • City of Miami Code, Section 10-4(f) and 4(a) • City of Miami Departmental Policy • City of Miami Ordinance #8995, 10/17/79 • City of Miami Ordinance #9532, 12/09/82 • City of Miami Ordinance #10658, 10/12/89 • City of Miami Ordinance #11045, 3/11/93 • City of Miami Ordinance #11276, 7/13/95 • City of Miami Ordinance #12030, 3/8/01 • City of Miami Ordinance #12155, 11/15/01 • City of Miami Ordinance #12237, 6/13/02 • City of Miami Ordinance #12505, 12545, 3/25/04, 6/10/04 • City of Miami Ordinance #12584, 9/09/04 • City of Miami Ordinance #12663, 3/10/05

Resource IX – Charges for Services

Name:	Other Miscellaneous Revenues
Legal Authority:	<p>Building and/or Public Works Miscellaneous</p> <ul style="list-style-type: none"> • City of Miami Ordinance #12505, 12545, 3/25/04, 6/10/04 • City of Miami Ordinance #12584, 9/09/04 • City of Miami Ordinance #12663, 3/10/05 • City of Miami Ordinance #12978, 5/8/08 • City of Miami Ordinance #13108, 10/8/09 • City of Miami Ordinance #13142, 2/11/10 • City of Miami Ordinance #13195, 9/27/10 • City of Miami Ordinance #12376, 7/22/11 • City of Miami Ordinance #13313, 2/23/12 • City of Miami Ordinance #13391, 6/13/13 <p>Sale of Photographs</p> <ul style="list-style-type: none"> • State of Florida Statute Chapter 119.07 • City of Miami Code, Section 19.14 © (d) • City of Miami Ordinance #10824, 1/10/91 • City of Miami Ordinance #11077, 10/8/92 • City of Miami Ordinance #12805, 5/11/06 <p>Sale of Fire and Police Reports</p> <ul style="list-style-type: none"> • State of Florida Statute, Chapter 119.07 • City of Miami Code Section 19.14 (b) (d) • City of Miami Ordinance #9800, 2/9/84 • City of Miami Ordinance #10824, 1/10/91 • City of Miami Ordinance #11007, 10/8/92 <p>Contribution from Retirees – Group Insurance</p> <ul style="list-style-type: none"> • State of Florida Statutes, Sections 175.101 and 185.08 • City of Miami Code, Sections 40.196, 56.61, 56.62 and 56.63 • City of Miami Ordinance #10002, 6/13/85 • City of Miami Ordinance #11110, 1/13/94 • City of Miami Ordinance #11300, 9/14/95 • City of Miami Ordinance #11752, 1/26/99 • City of Miami Ordinance #13072, 6/11/09 • City of Miami Ordinance #13091, 9/24/09 • City of Miami Ordinance #13210, 10/14/10 • City of Miami Ordinance #13344, 9/27/12
Fees/Computations:	<p>Sale of Photographs</p> <ul style="list-style-type: none"> • Fire photographs black-and-white prints..... \$12.00 • Fire photographs color prints \$15.00 • Fire photographs copy onto a DVD or CD provided by the City \$10.00 <p>Sale of Fire and Police Reports</p> <ul style="list-style-type: none"> • Report fee one-sided copies, per page \$0.15 • Report fee two-sided copies, per page \$0.20

Resource IX – Charges for Services

Name:	Other Miscellaneous Revenues
Fees/Computations:	<ul style="list-style-type: none"> • Police record check \$10.00 • Accident reports..... \$1.00 per certified page • Black and white photographic prints \$10.00 for each 8 x 10 • Color photographic prints \$12.50 for each 8 x 10 • Color photographic prints \$4.00 for each 3 x 5 • Tape recording \$2.50 per service charge of 18.00 per hr • Computer printout..... \$205.00 for first year • Additional year \$180.00 <p>Street Closure</p> <ul style="list-style-type: none"> • Initial Inspection fee..... \$25.00 • Fee for use of right of way \$0.20 • Per linear foot per day, sidewalk \$0.20 • Per linear foot per day, parking lane \$0.30 • Per linear foot per day, driving lane \$0.35 <p>Miscellaneous Revenues</p> <ul style="list-style-type: none"> • Based on the source and purpose of the non-recurring revenues. <p>Other Service Charges and Fees</p> <ul style="list-style-type: none"> • None <p>Public Works Miscellaneous</p> <ul style="list-style-type: none"> • Certain fees may be waived for various governmental agencies <p>Sale of Photographs</p> <ul style="list-style-type: none"> • Government agencies <p>Sale of Fire Reports</p> <ul style="list-style-type: none"> • Government Agencies <p>Miscellaneous Revenues</p> <ul style="list-style-type: none"> • None <p>Contribution from Retirees – Group Insurance</p> <ul style="list-style-type: none"> • None

Resource IX – Charges for Services

Name:	Other-Inter-fund Transfer
Revenue Category:	Charges for Services
Receiving Fund(s):	General Fund and Special Revenue Fund
Object Code:	481000 - Other-Inter-fund Transfer
Purpose:	<ul style="list-style-type: none"> • Funds transferred from the Community Development (CD) Fund to the General Fund for reimbursement of CD related charges for services provided by the General Fund.
Receiving Department:	Finance Department
Frequency of Collection:	Collection Period is Non-Specific
Use of Revenue:	<ul style="list-style-type: none"> • General Governmental Activities
Legal Authority:	Transfer from Community Development <ul style="list-style-type: none"> • City of Miami Departmental Policy
Fees/Computations:	Transfer from Community Development <ul style="list-style-type: none"> • None
Exemptions:	<ul style="list-style-type: none"> • None



REVENUE MANUAL

FISCAL YEAR 2016-17