



**Elections**  
2700 NW 87th Avenue  
Miami, Florida 33172  
T 305-499-8683 F 305-499-8547  
TTY: 305-499-8480

miamidade.gov

## CERTIFICATION


STATE OF FLORIDA)


COUNTY OF MIAMI-DADE)

I, Christina White, Supervisor of Elections for Miami-Dade County, Florida, do hereby certify that the attached is a true and correct copy of the Official Results, including the recounted results for Commissioner – District 3, for the municipal offices listed below in the **Miami General Municipal and Special Elections** conducted on November 7, 2017:

**Mayor  
Commissioner – District 3  
Commissioner – District 4  
Coconut Grove Village Council Members  
Proposals**

WITNESS MY HAND AND  
OFFICIAL SEAL, AT MIAMI,  
MIAMI-DADE COUNTY, FLORIDA,  
ON THIS 10<sup>th</sup> DAY OF NOVEMBER, 2017

  
\_\_\_\_\_  
Christina White  
Supervisor of Elections  
Miami-Dade County




Enclosure

Run Date: 11/10/17 01:49 PM

Report EL45A Page 001

	TOTAL VOTES	%	ED OSS	ED IVO	VBM	EV OSS	EV IVO	PROV
PRECINCTS COUNTED (OF 146)	146	100.00						
REGISTERED VOTERS - TOTAL	193,335							
BALLOTS CAST - TOTAL	26,860		9,121	3	14,405	3,326	0	5
VOTER TURNOUT - TOTAL		13.89						
<b>MIAMI: MAYOR</b>								
Vote for 1								
Williams Alfred Armbrister Sr.	1,392	5.47	519	0	672	200	0	1
Christian Canache	829	3.25	250	0	471	108	0	0
Cynthia Jaquith	1,394	5.47	559	0	661	173	0	1
Francis X. Suarez	21,856	85.81	7,338	2	11,862	2,651	0	3
Total	25,471		8,666	2	13,666	3,132	0	5
Over Votes	37		6	0	30	1	0	0
Under Votes	1,352		449	1	709	193	0	0
<b>MIAMI: COMMISSIONER - DISTRICT 3</b>								
** SEE ADDENDUM **								
Vote for 1								
Zoraida A. Barreiro	1,204	20.03	273	0	676	255	0	0
Joe Carollo	1,818	30.24	537	0	1,007	273	0	1
Alex Dominguez	182	3.03	63	0	79	40	0	0
Alfonso "Alfie" Leon	1,221	20.31	417	0	616	187	0	1
Tomas Regalado	935	15.55	316	0	490	129	0	0
Miguel Soliman	357	5.94	104	0	165	88	0	0
Jose Suarez	295	4.91	114	0	105	76	0	0
Total	6,012		1,824	0	3,138	1,048	0	2
Over Votes	40		11	0	25	4	0	0
Under Votes	90		28	0	57	5	0	0
<b>MIAMI: COMMISSIONER - DISTRICT 4</b>								
Vote for 1								
Manolo Reyes	4,263	56.74	1,420	0	2,339	502	0	2
Ralph Rosado	2,716	36.15	919	0	1,464	332	0	1
Denise Galvez Turros	534	7.11	162	0	313	59	0	0
Total	7,513		2,501	0	4,116	893	0	3
Over Votes	14		2	0	12	0	0	0
Under Votes	171		56	0	103	12	0	0

*SGK 11/10/17*  
*and the way: 11/10/17*  
 11/10/17

	TOTAL VOTES	%	ED OSS	ED IVO	VBM	EV OSS	EV IVO	PROV
MIAMI: COCONUT GROVE VILLAGE COUNCIL								
Vote for 9								
Johannah Brown.	1,099	8.62	529	0	413	157	0	0
Rachel Cardello	1,108	8.69	559	0	376	173	0	0
Steven Dloogoff	964	7.56	453	0	352	159	0	0
Sacha DuBearn	621	4.87	277	0	271	73	0	0
Zachary Elliott	883	6.92	406	0	367	110	0	0
Greg Eversole	607	4.76	275	0	259	73	0	0
Marcelo Fernandes.	918	7.20	448	0	334	136	0	0
Ijamyn Gray.	617	4.84	354	0	174	89	0	0
Eduardo Nagy	513	4.02	255	0	213	45	0	0
Courtney Omega.	715	5.61	330	0	278	107	0	0
Susanne Larissa Ozols	889	6.97	416	0	319	154	0	0
Henry "Hank" Sanchez-Resnik	1,032	8.09	486	0	377	169	0	0
Thaddeus G. Scott.	986	7.73	504	0	341	141	0	0
Jodi L. Strang.	537	4.21	203	0	265	69	0	0
Linda Williams.	1,262	9.90	590	0	479	193	0	0
Total	12,751		6,085	0	4,818	1,848	0	0
Over Votes	63		36	0	27	0	0	0
Under Votes	10,397		4,427	0	4,866	1,104	0	0

MIAMI: AUTHORIZING GEN OBLIGATION BONDS								
Vote for 1								
For Bonds	13,627	56.80	4,730	1	7,225	1,670	0	1
Against Bonds	10,363	43.20	3,326	1	5,762	1,271	0	3
Total	23,990		8,056	2	12,987	2,941	0	4
Over Votes	36		8	0	27	1	0	0
Under Votes	2,834		1,057	1	1,391	384	0	1

MIAMI: CHARTER AMEND, ALGD BAYSHORE LEASE								
Vote for 1								
Yes/Sp/Wi	15,014	64.21	5,003	0	8,258	1,750	0	3
No/No/Non	8,368	35.79	2,795	1	4,465	1,106	0	1
Total	23,382		7,798	1	12,723	2,856	0	4
Over Votes	19		3	0	16	0	0	0
Under Votes	3,459		1,320	2	1,666	470	0	1

MIAMI: CHARTER AMEND, OAIG UNCLASS SERVICE								
Vote for 1								
Yes/Sp/Wi	15,407	69.90	5,219	2	8,240	1,943	0	3
No/No/Non	6,633	30.10	2,107	0	3,734	791	0	1
Total	22,040		7,326	2	11,974	2,734	0	4
Over Votes	18		3	0	15	0	0	0
Under Votes	4,802		1,792	1	2,416	592	0	1

Run Date:11/10/17 01:49 PM

Report EL45A Page 003

	TOTAL VOTES	%	ED OSS	ED IVO	VBM	EV OSS	EV IVO	PROV
MIAMI: CHARTER AMEND, IAG EMPLOYEES								
Vote for 1								
Yes/Sp/Wi . . . . .	15,361	70.14	5,217	1	8,194	1,947	0	2
No/No/Non . . . . .	6,541	29.86	2,039	1	3,728	771	0	2
Total . . . . .	21,902		7,256	2	11,922	2,718	0	4
Over Votes . . . . .	18		4	0	14	0	0	0
Under Votes . . . . .	4,940		1,861	1	2,469	608	0	1

MIAMI: CHARTER AMEND, FILL VACANCY								
Vote for 1								
Yes/Sp/Wi . . . . .	13,573	61.03	4,689	1	7,181	1,700	0	2
No/No/Non . . . . .	8,666	38.97	2,683	1	4,927	1,053	0	2
Total . . . . .	22,239		7,372	2	12,108	2,753	0	4
Over Votes . . . . .	17		4	0	13	0	0	0
Under Votes . . . . .	4,604		1,745	1	2,284	573	0	1

MIAMI - DISTRICT 3

Fall Municipal Election  
November 7, 2017  
Miami-Dade County, FL

OFFICIAL MANUAL RE-COUNT

Run Date:11/10/17 01:43 PM

Report EL45A Page 001

	TOTAL VOTES	%	ED OSS	ED IVO	VBM	EV OSS	EV IVO	PROV
PRECINCTS COUNTED (OF 17)	17	100.00						
REGISTERED VOTERS - TOTAL	30,317							
BALLOTS CAST - TOTAL	6,037		1,829	0	3,157	1,049	0	2
VOTER TURNOUT - TOTAL		19.91						
MIAMI: COMMISSIONER - DISTRICT 3								
Vote for 1								
Zoraida A. Barreiro	1,207	20.00	273	0	679	255	0	0
Joe Carollo	1,828	30.28	538	0	1,016	273	0	1
Alex Dominguez	184	3.05	64	0	80	40	0	0
Alfonso "Alfie" Leon	1,224	20.28	417	0	618	188	0	1
Tomas Regalado	941	15.59	319	0	493	129	0	0
Miguel Soliman	357	5.91	104	0	165	88	0	0
Jose Suarez	295	4.89	114	0	105	76	0	0

SGK 11/10/17  
*[Signature]* 11/10/17  
*[Signature]* 11/10/17

MIAMI - DISTRICT 3


Fall Municipal Election  
November 7, 2017  
Miami-Dade County, FL

OFFICIAL MAN RCNT W/OV/UV

Run Date:11/16/17 10:40 AM

Report EL45A Page 001

	TOTAL VOTES	%	ED OSS	ED IVO	VBM	EV OSS	EV IVO	PROV
PRECINCTS COUNTED (OF 17)	17	100.00						
REGISTERED VOTERS - TOTAL	30,317							
BALLOTS CAST - TOTAL	6,037		1,829	0	3,157	1,049	0	2
VOTER TURNOUT - TOTAL		19.91						
MIAMI: COMMISSIONER - DISTRICT 3								
Vote for 1								
Zoraida A. Barreiro	1,207	20.00	273	0	679	255	0	0
Joe Carollo	1,828	30.28	538	0	1,016	273	0	1
Alex Dominguez	184	3.05	64	0	80	40	0	0
Alfonso "Alfie" Leon	1,224	20.28	417	0	618	188	0	1
Tomas Regalado	941	15.59	319	0	493	129	0	0
Miguel Soliman	357	5.91	104	0	165	88	0	0
Jose Suarez	295	4.89	114	0	105	76	0	0
Over Votes	0		0	0	0	0	0	0
Under Votes	1		0	0	1	0	0	0




11/16/17

Run Date: 11/10/17 10:27 AM

Report EL45A Page 001

	TOTAL VOTES	%	ED OSS	ED IVO	VBM	EV OSS	EV IVO	PROV
PRECINCTS COUNTED (OF 146)	146	100.00						
REGISTERED VOTERS - TOTAL	193,335							
BALLOTS CAST - TOTAL	26,860		9,121	3	14,405	3,326	0	5
VOTER TURNOUT - TOTAL		13.89						
<b>MIAMI: MAYOR</b>								
Vote for 1								
Williams Alfred Armbrister Sr.	1,392	5.47	519	0	672	200	0	1
Christian Canache	829	3.25	250	0	471	108	0	0
Cynthia Jaquith	1,394	5.47	559	0	661	173	0	1
Francis X. Suarez	21,856	85.81	7,338	2	11,862	2,651	0	3
Total	25,471		8,666	2	13,666	3,132	0	5
Over Votes	37		6	0	30	1	0	0
Under Votes	1,352		449	1	709	193	0	0
<b>MIAMI: COMMISSIONER - DISTRICT 3</b>								
Vote for 1								
Zoraida A. Barreiro	1,204	20.03	273	0	676	255	0	0
Joe Carollo	1,818	30.24	537	0	1,007	273	0	1
Alex Dominguez	182	3.03	63	0	79	40	0	0
Alfonso "Alfie" Leon	1,221	20.31	417	0	616	187	0	1
Tomas Regalado	935	15.55	316	0	490	129	0	0
Miguel Soliman	357	5.94	104	0	165	88	0	0
Jose Suarez	295	4.91	114	0	105	76	0	0
Total	6,012		1,824	0	3,138	1,048	0	2
Over Votes	40		11	0	25	4	0	0
Under Votes	90		28	0	57	5	0	0
<b>MIAMI: COMMISSIONER - DISTRICT 4</b>								
Vote for 1								
Manolo Reyes	4,263	56.74	1,420	0	2,339	502	0	2
Ralph Rosado	2,716	36.15	919	0	1,464	332	0	1
Denise Galvez Turros	534	7.11	162	0	313	59	0	0
Total	7,513		2,501	0	4,116	893	0	3
Over Votes	14		2	0	12	0	0	0
Under Votes	171		56	0	103	12	0	0

SJK 11/10/17  
 Vice of Rep. Reyes: 11/10/17  
 11/10/17

MIAMI

Fall Municipal Election  
November 7, 2017  
Miami-Dade County, FL

OFFICIAL RESULTS

Run Date:11/10/17 10:27 AM

Report EL45A Page 002

	TOTAL VOTES	%	ED OSS	ED IVO	VBM	EV OSS	EV IVO	PROV
<b>MIAMI: COCONUT GROVE VILLAGE COUNCIL</b>								
Vote for 9								
Johannah Brown . . . . .	1,099	8.62	529	0	413	157	0	0
Rachel Cardello . . . . .	1,108	8.69	559	0	376	173	0	0
Steven Diogoff . . . . .	964	7.56	453	0	352	159	0	0
Sacha DuBearn . . . . .	621	4.87	277	0	271	73	0	0
Zachary Elliott . . . . .	883	6.92	406	0	367	110	0	0
Greg Eversole . . . . .	607	4.76	275	0	259	73	0	0
Marcelo Fernandes. . . . .	918	7.20	448	0	334	136	0	0
Ijamyn Gray. . . . .	617	4.84	354	0	174	89	0	0
Eduardo Nagy . . . . .	513	4.02	255	0	213	45	0	0
Courtney Omega. . . . .	715	5.61	330	0	278	107	0	0
Susanne Larissa OzoIs . . . . .	889	6.97	416	0	319	154	0	0
Henry "Hank" Sanchez-Resnik . . . . .	1,032	8.09	486	0	377	169	0	0
Thaddeus G. Scott. . . . .	986	7.73	504	0	341	141	0	0
Jodi L. Strang. . . . .	537	4.21	203	0	265	69	0	0
Linda Williams. . . . .	1,262	9.90	590	0	479	193	0	0
Total . . . . .	12,751		6,085	0	4,818	1,848	0	0
Over Votes . . . . .	63		36	0	27	0	0	0
Under Votes . . . . .	10,397		4,427	0	4,866	1,104	0	0
<b>MIAMI: AUTHORIZING GEN OBLIGATION BONDS</b>								
Vote for 1								
For Bonds . . . . .	13,627	56.80	4,730	1	7,225	1,670	0	1
Against Bonds . . . . .	10,363	43.20	3,326	1	5,762	1,271	0	3
Total . . . . .	23,990		8,056	2	12,987	2,941	0	4
Over Votes . . . . .	36		8	0	27	1	0	0
Under Votes . . . . .	2,834		1,057	1	1,391	384	0	1
<b>MIAMI: CHARTER AMEND, ALGD BAYSHORE LEASE</b>								
Vote for 1								
Yes/Sp/Wi . . . . .	15,014	64.21	5,003	0	8,258	1,750	0	3
No/No/Non . . . . .	8,368	35.79	2,795	1	4,465	1,106	0	1
Total . . . . .	23,382		7,798	1	12,723	2,856	0	4
Over Votes . . . . .	19		3	0	16	0	0	0
Under Votes . . . . .	3,459		1,320	2	1,666	470	0	1
<b>MIAMI: CHARTER AMEND, OAIG UNCLASS SERVICE</b>								
Vote for 1								
Yes/Sp/Wi . . . . .	15,407	69.90	5,219	2	8,240	1,943	0	3
No/No/Non . . . . .	6,633	30.10	2,107	0	3,734	791	0	1
Total . . . . .	22,040		7,326	2	11,974	2,734	0	4
Over Votes . . . . .	18		3	0	15	0	0	0
Under Votes . . . . .	4,802		1,792	1	2,416	592	0	1



MIAMI

Fall Municipal Election  
November 7, 2017  
Miami-Dade County, FL

OFFICIAL RESULTS

Run Date:11/10/17 10:27 AM

Report EL45A Page 003

	TOTAL VOTES	%	ED OSS	ED IVO	VBM	EV OSS	EV IVO	PROV
MIAMI: CHARTER AMEND, IAG EMPLOYEES								
Vote for 1								
Yes/Sp/Wi . . . . .	15,361	70.14	5,217	1	8,194	1,947	0	2
No/No/Non . . . . .	6,541	29.86	2,039	1	3,728	771	0	2
Total . . . . .	21,902		7,256	2	11,922	2,718	0	4
Over Votes . . . . .	18		4	0	14	0	0	0
Under Votes . . . . .	4,940		1,861	1	2,469	608	0	1

MIAMI: CHARTER AMEND, FILL VACANCY								
Vote for 1								
Yes/Sp/Wi . . . . .	13,573	61.03	4,689	1	7,181	1,700	0	2
No/No/Non . . . . .	8,666	38.97	2,683	1	4,927	1,053	0	2
Total . . . . .	22,239		7,372	2	12,108	2,753	0	4
Over Votes . . . . .	17		4	0	13	0	0	0
Under Votes . . . . .	4,604		1,745	1	2,284	573	0	1

Run Date:11/10/17 10:28 AM

4650 PRECINCT 465.0

	TOTAL VOTES	%	ED OSS	ED IVO	VBM	EV OSS	EV IVO	PROV
REGISTERED VOTERS - TOTAL . . . . .	1,841							
BALLOTS CAST - TOTAL . . . . .	343		110	0	197	36	0	0
VOTER TURNOUT - TOTAL . . . . .		18.63						

MIAMI: MAYOR

Vote for 1								
Williams Alfred Armbrister Sr. . . . .	7	2.15	3	0	4	0	0	0
Christian Canache. . . . .	10	3.07	3	0	7	0	0	0
Cynthia Jaquith . . . . .	17	5.21	6	0	11	0	0	0
Francis X. Suarez. . . . .	292	89.57	90	0	171	31	0	0
Total . . . . .	326		102	0	193	31	0	0
Over Votes . . . . .	0		0	0	0	0	0	0
Under Votes . . . . .	17		8	0	4	5	0	0

MIAMI: COMMISSIONER - DISTRICT 4

Vote for 1								
Manolo Reyes . . . . .	223	65.59	80	0	113	30	0	0
Ralph Rosado . . . . .	98	28.82	20	0	74	4	0	0
Denise Galvez Turros. . . . .	19	5.59	9	0	8	2	0	0
Total . . . . .	340		109	0	195	36	0	0
Over Votes . . . . .	0		0	0	0	0	0	0
Under Votes . . . . .	3		1	0	2	0	0	0

MIAMI: AUTHORIZING GEN OBLIGATION BONDS

Vote for 1								
For Bonds . . . . .	114	38.38	29	0	76	9	0	0
Against Bonds . . . . .	183	61.62	64	0	103	16	0	0
Total . . . . .	297		93	0	179	25	0	0
Over Votes . . . . .	0		0	0	0	0	0	0
Under Votes . . . . .	46		17	0	18	11	0	0

MIAMI: CHARTER AMEND, ALGD BAYSHORE LEASE

Vote for 1								
Yes/Sp/Wi . . . . .	183	63.32	59	0	111	13	0	0
No/No/Non . . . . .	106	36.68	32	0	63	11	0	0
Total . . . . .	289		91	0	174	24	0	0
Over Votes . . . . .	0		0	0	0	0	0	0
Under Votes . . . . .	54		19	0	23	12	0	0

MIAMI: CHARTER AMEND, OAIG UNCLASS SERVICE

Vote for 1								
Yes/Sp/Wi . . . . .	155	54.58	48	0	99	8	0	0
No/No/Non . . . . .	129	45.42	42	0	72	15	0	0
Total . . . . .	284		90	0	171	23	0	0
Over Votes . . . . .	1		1	0	0	0	0	0
Under Votes . . . . .	58		19	0	26	13	0	0

MIAMI

Fall Municipal Election  
November 7, 2017  
Miami-Dade County, FL

OFFICIAL RESULTS

Run Date:11/10/17 10:28 AM

Report EL30A Page 4650-02

4650 PRECINCT 465.0

	TOTAL VOTES	%	ED OSS	ED IVO	VBM	EV OSS	EV IVO	PROV
MIAMI: CHARTER AMEND, IAG EMPLOYEES								
Vote for 1								
Yes/Sp/Wi . . . . .	164	58.16	53	0	100	11	0	0
No/No/Non . . . . .	118	41.84	37	0	68	13	0	0
Total . . . . .	282		90	0	168	24	0	0
Over Votes . . . . .	1		1	0	0	0	0	0
Under Votes . . . . .	60		19	0	29	12	0	0

MIAMI: CHARTER AMEND, FILL VACANCY								
Vote for 1								
Yes/Sp/Wi . . . . .	165	58.10	55	0	99	11	0	0
No/No/Non . . . . .	119	41.90	32	0	73	14	0	0
Total . . . . .	284		87	0	172	25	0	0
Over Votes . . . . .	2		1	0	1	0	0	0
Under Votes . . . . .	57		22	0	24	11	0	0

4980 PRECINCT 498.0

	TOTAL VOTES	%	ED OSS	ED IVO	VBM	EV OSS	EV IVO	PROV
REGISTERED VOTERS - TOTAL . . . . .	2,085							
BALLOTS CAST - TOTAL . . . . .	133		40	0	77	16	0	0
VOTER TURNOUT - TOTAL . . . . .		6.38						

MIAMI: MAYOR

Vote for 1								
Williams Alfred Armbrister Sr. . . . .	21	16.15	6	0	13	2	0	0
Christian Canache. . . . .	7	5.38	1	0	5	1	0	0
Cynthia Jaquith . . . . .	16	12.31	5	0	6	5	0	0
Francis X. Suarez. . . . .	86	66.15	28	0	50	8	0	0
Total . . . . .	130		40	0	74	16	0	0
Over Votes . . . . .	1		0	0	1	0	0	0
Under Votes . . . . .	2		0	0	2	0	0	0

MIAMI: AUTHORIZING GEN OBLIGATION BONDS

Vote for 1								
For Bonds . . . . .	93	78.15	24	0	55	14	0	0
Against Bonds . . . . .	26	21.85	11	0	15	0	0	0
Total . . . . .	119		35	0	70	14	0	0
Over Votes . . . . .	1		0	0	1	0	0	0
Under Votes . . . . .	13		5	0	6	2	0	0

MIAMI: CHARTER AMEND, ALGD BAYSHORE LEASE

Vote for 1								
Yes/So/Wi . . . . .	96	78.69	34	0	48	14	0	0
No/No/Non . . . . .	26	21.31	5	0	21	0	0	0
Total . . . . .	122		39	0	69	14	0	0
Over Votes . . . . .	0		0	0	0	0	0	0
Under Votes . . . . .	11		1	0	8	2	0	0

MIAMI: CHARTER AMEND, OAIG UNCLASS SERVICE

Vote for 1								
Yes/So/Wi . . . . .	88	79.28	26	0	50	12	0	0
No/No/Non . . . . .	23	20.72	7	0	16	0	0	0
Total . . . . .	111		33	0	66	12	0	0
Over Votes . . . . .	0		0	0	0	0	0	0
Under Votes . . . . .	22		7	0	11	4	0	0

MIAMI: CHARTER AMEND, IAG EMPLOYEES

Vote for 1								
Yes/So/Wi . . . . .	88	79.28	26	0	51	11	0	0
No/No/Non . . . . .	23	20.72	8	0	14	1	0	0
Total . . . . .	111		34	0	65	12	0	0
Over Votes . . . . .	0		0	0	0	0	0	0
Under Votes . . . . .	22		6	0	12	4	0	0

MIAMI

Fall Municipal Election  
November 7, 2017  
Miami-Dade County, FL

OFFICIAL RESULTS

Run Date:11/10/17 10:28 AM

Report EL30A Page 4980-02

4980 PRECINCT 498.0

MIAMI: CHARTER AMEND, FILL VACANCY

	TOTAL VOTES	%	ED OSS	ED IVO	VBM	EV OSS	EV IVO	PROV
Vote for 1								
Yes/Sq/Wi . . . . .	82	70.69	21	0	50	11	0	0
No/No/Non . . . . .	34	29.31	13	0	18	3	0	0
Total . . . . .	116		34	0	68	14	0	0
Over Votes . . . . .	0		0	0	0	0	0	0
Under Votes . . . . .	17		6	0	9	2	0	0

4990 PRECINCT 499.0

	TOTAL VOTES	%	ED OSS	ED IVO	VBM	EV OSS	EV IVO	PROV
REGISTERED VOTERS - TOTAL . . . . .	34							
BALLOTS CAST - TOTAL . . . . .	2		0	0	2	0	0	0
VOTER TURNOUT - TOTAL . . . . .		5.88						

MIAMI: MAYOR  
 Vote for 1

Williams Alfred Armbrister Sr. . . . .	0		0	0	0	0	0	0
Christian Canache. . . . .	1	50.00	0	0	1	0	0	0
Cynthia Jaquith . . . . .	0		0	0	0	0	0	0
Francis X. Suarez. . . . .	1	50.00	0	0	1	0	0	0
Total . . . . .	2		0	0	2	0	0	0
Over Votes . . . . .	0		0	0	0	0	0	0
Under Votes . . . . .	0		0	0	0	0	0	0

MIAMI: AUTHORIZING GEN OBLIGATION BONDS  
 Vote for 1

For Bonds . . . . .	2	100.00	0	0	2	0	0	0
Against Bonds . . . . .	0		0	0	0	0	0	0
Total . . . . .	2		0	0	2	0	0	0
Over Votes . . . . .	0		0	0	0	0	0	0
Under Votes . . . . .	0		0	0	0	0	0	0

MIAMI: CHARTER AMEND, ALGD BAYSHORE LEASE  
 Vote for 1

Yes/Sp/Wi . . . . .	2	100.00	0	0	2	0	0	0
No/No/Non . . . . .	0		0	0	0	0	0	0
Total . . . . .	2		0	0	2	0	0	0
Over Votes . . . . .	0		0	0	0	0	0	0
Under Votes . . . . .	0		0	0	0	0	0	0

MIAMI: CHARTER AMEND, OAIG UNCLASS SERVICE  
 Vote for 1

Yes/Sp/Wi . . . . .	2	100.00	0	0	2	0	0	0
No/No/Non . . . . .	0		0	0	0	0	0	0
Total . . . . .	2		0	0	2	0	0	0
Over Votes . . . . .	0		0	0	0	0	0	0
Under Votes . . . . .	0		0	0	0	0	0	0

MIAMI: CHARTER AMEND, IAG EMPLOYEES  
 Vote for 1

Yes/Sp/Wi . . . . .	2	100.00	0	0	2	0	0	0
No/No/Non . . . . .	0		0	0	0	0	0	0
Total . . . . .	2		0	0	2	0	0	0
Over Votes . . . . .	0		0	0	0	0	0	0
Under Votes . . . . .	0		0	0	0	0	0	0

MIAMI

Fall Municipal Election  
November 7, 2017  
Miami-Dade County, FL

OFFICIAL RESULTS

Run Date:11/10/17 10:28 AM

Report EL30A Page 4990-02

4990 PRECINCT 499.0

MIAMI: CHARTER AMEND, FILL VACANCY

	TOTAL VOTES	%	ED OSS	ED IVO	VBM	EV OSS	EV IVO	PROV
Vote for 1								
Yes/Sp/Wi . . . . .	2	100.00	0	0	2	0	0	0
No/No/Non . . . . .	0		0	0	0	0	0	0
Total . . . . .	2		0	0	2	0	0	0
Over Votes . . . . .	0		0	0	0	0	0	0
Under Votes . . . . .	0		0	0	0	0	0	0

Run Date:11/10/17 10:28 AM

Report EL30A Page 5010-01

5010 PRECINCT 501.0

	TOTAL VOTES	%	ED OSS	ED IVO	VBM	EV OSS	EV IVO	PROV
REGISTERED VOTERS - TOTAL . . . . .	1,558							
BALLOTS CAST - TOTAL . . . . .	86		27	0	52	7	0	0
VOTER TURNOUT - TOTAL . . . . .		5.52						

MIAMI: MAYOR  
 Vote for 1

Williams Alfred Ambrister Sr. . . . .	10	11.90	2	0	7	1	0	0
Christian Canache. . . . .	0		0	0	0	0	0	0
Cynthia Jaquith . . . . .	6	7.14	0	0	5	1	0	0
Francis X. Suarez. . . . .	68	80.95	23	0	40	5	0	0
Total . . . . .	84		25	0	52	7	0	0
Over Votes . . . . .	0		0	0	0	0	0	0
Under Votes . . . . .	2		2	0	0	0	0	0

MIAMI: AUTHORIZING GEN OBLIGATION BONDS  
 Vote for 1

For Bonds . . . . .	54	75.00	14	0	36	4	0	0
Against Bonds . . . . .	18	25.00	5	0	12	1	0	0
Total . . . . .	72		19	0	48	5	0	0
Over Votes . . . . .	0		0	0	0	0	0	0
Under Votes . . . . .	14		8	0	4	2	0	0

MIAMI: CHARTER AMEND, ALGD BAYSHORE LEASE  
 Vote for 1

Yes/Sp/Wi . . . . .	57	73.08	19	0	34	4	0	0
No/No/Non . . . . .	21	26.92	5	0	14	2	0	0
Total . . . . .	78		24	0	48	6	0	0
Over Votes . . . . .	0		0	0	0	0	0	0
Under Votes . . . . .	8		3	0	4	1	0	0

MIAMI: CHARTER AMEND, OAIG UNCLASS SERVICE  
 Vote for 1

Yes/Sp/Wi . . . . .	54	77.14	16	0	36	2	0	0
No/No/Non . . . . .	16	22.86	3	0	11	2	0	0
Total . . . . .	70		19	0	47	4	0	0
Over Votes . . . . .	0		0	0	0	0	0	0
Under Votes . . . . .	16		8	0	5	3	0	0

MIAMI: CHARTER AMEND, IAG EMPLOYEES  
 Vote for 1

Yes/Sp/Wi . . . . .	53	76.81	16	0	34	3	0	0
No/No/Non . . . . .	16	23.19	3	0	12	1	0	0
Total . . . . .	69		19	0	46	4	0	0
Over Votes . . . . .	0		0	0	0	0	0	0
Under Votes . . . . .	17		8	0	6	3	0	0



MIAMI

Fall Municipal Election  
November 7, 2017  
Miami-Dade County, FL

OFFICIAL RESULTS

Run Date:11/10/17 10:28 AM

Report EL30A Page 5010-02

5010 PRECINCT 501.0

MIAMI: CHARTER AMEND, FILL VACANCY

	TOTAL VOTES	%	ED OSS	ED IVO	VBM	EV OSS	EV IVO	PROV
Vote for 1								
Yes/Sp/Wi . . . . .	56	71.79	19	0	33	4	0	0
No/No/Non . . . . .	22	28.21	5	0	16	1	0	0
Total . . . . .	78		24	0	49	5	0	0
Over Votes . . . . .	0		0	0	0	0	0	0
Under Votes . . . . .	8		3	0	3	2	0	0

MIAMI

Fall Municipal Election  
November 7, 2017  
Miami-Dade County, FL

OFFICIAL RESULTS

Run Date:11/10/17 10:28 AM

Report EL30A Page 5020-01

5020 PRECINCT 502.0

	TOTAL VOTES	%	ED OSS	ED IVO	VBM	EV OSS	EV IVO	PROV
REGISTERED VOTERS - TOTAL	2,242							
BALLOTS CAST - TOTAL	204		102	0	76	26	0	0
VOTER TURNOUT - TOTAL		9.10						

MIAMI: MAYOR

Vote for 1								
Williams Alfred Armbrister Sr.	8	4.17	2	0	4	2	0	0
Christian Canache.	11	5.73	3	0	7	1	0	0
Cynthia Jaquith	19	9.90	9	0	8	2	0	0
Francis X. Suarez.	154	80.21	85	0	50	19	0	0
Total	192		99	0	69	24	0	0
Over Votes	0		0	0	0	0	0	0
Under Votes	12		3	0	7	2	0	0

MIAMI: AUTHORIZING GEN OBLIGATION BONDS

Vote for 1								
For Bonds	126	65.28	68	0	41	17	0	0
Against Bonds	67	34.72	31	0	30	6	0	0
Total	193		99	0	71	23	0	0
Over Votes	0		0	0	0	0	0	0
Under Votes	11		3	0	5	3	0	0

MIAMI: CHARTER AMEND, ALGD BAYSHORE LEASE

Vote for 1								
Yes/Sp/Wi	123	63.73	67	0	41	15	0	0
No/No/Non	70	36.27	31	0	30	9	0	0
Total	193		98	0	71	24	0	0
Over Votes	0		0	0	0	0	0	0
Under Votes	11		4	0	5	2	0	0

MIAMI: CHARTER AMEND, OAIG UNCLASS SERVICE

Vote for 1								
Yes/Sp/Wi	154	84.15	84	0	50	20	0	0
No/No/Non	29	15.85	11	0	16	2	0	0
Total	183		95	0	66	22	0	0
Over Votes	0		0	0	0	0	0	0
Under Votes	21		7	0	10	4	0	0

MIAMI: CHARTER AMEND, IAG EMPLOYEES

Vote for 1								
Yes/Sp/Wi	149	81.42	82	0	47	20	0	0
No/No/Non	34	18.58	13	0	19	2	0	0
Total	183		95	0	66	22	0	0
Over Votes	0		0	0	0	0	0	0
Under Votes	21		7	0	10	4	0	0

MIAMI

Fall Municipal Election  
November 7, 2017  
Miami-Dade County, FL

OFFICIAL RESULTS

Run Date:11/10/17 10:28 AM

Report EL30A Page 5020-02

5020 PRECINCT 502.0

	TOTAL VOTES	%	ED OSS	ED IVO	VBM	EV OSS	EV IVO	PROV
MIAMI: CHARTER AMEND, FILL VACANCY								
Vote for 1								
Yes/Sp/Wi . . . . .	134	72.04	71	0	45	18	0	0
No/No/Non . . . . .	52	27.96	25	0	21	6	0	0
Total . . . . .	186		96	0	66	24	0	0
Over Votes . . . . .	0		0	0	0	0	0	0
Under Votes . . . . .	18		6	0	10	2	0	0

	TOTAL VOTES	%	ED OSS	ED IVO	VBM	EV OSS	EV IVO	PROV
REGISTERED VOTERS - TOTAL . . . . .	1,030							
BALLOTS CAST - TOTAL . . . . .	428							
VOTER TURNOUT - TOTAL . . . . .		41.55						
MIAMI: MAYOR								
Vote for 1								
Williams Alfred Armbrister Sr. . . . .	19	5.18	3	0	14	2	0	0
Christian Canache. . . . .	4	1.09	2	0	0	2	0	0
Cynthia Jaquith . . . . .	11	3.00	4	0	6	1	0	0
Francis X. Suarez. . . . .	333	90.74	154	0	146	32	0	1
Total . . . . .	367		163	0	166	37	0	1
Over Votes . . . . .	0		0	0	0	0	0	0
Under Votes . . . . .	61		38	0	19	4	0	0
MIAMI: COMMISSIONER - DISTRICT 3								
Vote for 1								
Zoraida A. Barreiro . . . . .	121	29.16	51	0	47	23	0	0
Joe Carollo. . . . .	159	38.31	78	0	69	11	0	1
Alex Dominguez. . . . .	3	.72	1	0	2	0	0	0
Alfonso "Alfie" Leon. . . . .	30	7.23	3	0	26	1	0	0
Tomas Regalado. . . . .	48	11.57	27	0	18	3	0	0
Miguel Soliman. . . . .	45	10.84	27	0	16	2	0	0
Jose Suarez. . . . .	9	2.17	6	0	2	1	0	0
Total . . . . .	415		193	0	180	41	0	1
Over Votes . . . . .	4		3	0	1	0	0	0
Under Votes . . . . .	9		5	0	4	0	0	0
MIAMI: AUTHORIZING GEN OBLIGATION BONDS								
Vote for 1								
For Bonds . . . . .	148	50.51	53	0	83	12	0	0
Against Bonds . . . . .	145	49.49	56	0	67	21	0	1
Total . . . . .	293		109	0	150	33	0	1
Over Votes . . . . .	1		1	0	0	0	0	0
Under Votes . . . . .	134		91	0	35	8	0	0
MIAMI: CHARTER AMEND, ALGD BAYSHORE LEASE								
Vote for 1								
Yes/Sp/Wi . . . . .	159	60.46	49	0	99	10	0	1
No/No/Non . . . . .	104	39.54	40	0	47	17	0	0
Total . . . . .	263		89	0	146	27	0	1
Over Votes . . . . .	0		0	0	0	0	0	0
Under Votes . . . . .	165		112	0	39	14	0	0

MIAMI

Fall Municipal Election  
November 7, 2017  
Miami-Dade County, FL

OFFICIAL RESULTS

Run Date:11/10/17 10:28 AM

Report EL30A Page 5030-02

5030 PRECINCT 503.0

	TOTAL VOTES	%	ED OSS	ED IVO	VBM	EV OSS	EV IVO	PROV
MIAMI: CHARTER AMEND, OAIG UNCLASS SERVICE								
Vote for 1								
Yes/Sp/Wi . . . . .	149	63.40	45	0	90	13	0	1
No/No/Non . . . . .	86	36.60	33	0	44	9	0	0
Total . . . . .	235		78	0	134	22	0	1
Over Votes . . . . .	0		0	0	0	0	0	0
Under Votes . . . . .	193		123	0	51	19	0	0
MIAMI: CHARTER AMEND, IAG EMPLOYEES								
Vote for 1								
Yes/Sp/Wi . . . . .	149	64.22	54	0	85	9	0	1
No/No/Non . . . . .	83	35.78	26	0	45	12	0	0
Total . . . . .	232		80	0	130	21	0	1
Over Votes . . . . .	0		0	0	0	0	0	0
Under Votes . . . . .	196		121	0	55	20	0	0
MIAMI: CHARTER AMEND, FILL VACANCY								
Vote for 1								
Yes/Sp/Wi . . . . .	146	62.13	45	0	87	13	0	1
No/No/Non . . . . .	89	37.87	34	0	49	6	0	0
Total . . . . .	235		79	0	136	19	0	1
Over Votes . . . . .	0		0	0	0	0	0	0
Under Votes . . . . .	193		122	0	49	22	0	0

MIAMI

Fall Municipal Election  
November 7, 2017  
Miami-Dade County, FL

OFFICIAL RESULTS

Run Date:11/10/17 10:28 AM

Report EL30A Page 5040-01

5040 PRECINCT 504.0

	TOTAL VOTES	%	ED OSS	ED IVO	VBM	EV OSS	EV IVO	PROV
REGISTERED VOTERS - TOTAL . . . . .	1,821							
BALLOTS CAST - TOTAL . . . . .	227		89	0	99	39	0	0
VOTER TURNOUT - TOTAL . . . . .		12.47						

MIAMI: MAYOR  
Vote for 1

Williams Alfred Armbrister Sr. . . . .	3	1.46	0	0	1	2	0	0
Christian Canache. . . . .	13	6.31	3	0	10	0	0	0
Cynthia Jaquith . . . . .	13	6.31	7	0	6	0	0	0
Francis X. Suarez. . . . .	177	85.92	74	0	67	36	0	0
Total . . . . .	206		84	0	84	38	0	0
Over Votes . . . . .	0		0	0	0	0	0	0
Under Votes . . . . .	21		5	0	15	1	0	0

MIAMI: AUTHORIZING GEN OBLIGATION BONDS  
Vote for 1

For Bonds . . . . .	160	73.06	68	0	64	28	0	0
Against Bonds . . . . .	59	26.94	20	0	28	11	0	0
Total . . . . .	219		88	0	92	39	0	0
Over Votes . . . . .	0		0	0	0	0	0	0
Under Votes . . . . .	8		1	0	7	0	0	0

MIAMI: CHARTER AMEND, ALGD BAYSHORE LEASE  
Vote for 1

Yes/Sø/Wi . . . . .	139	64.35	55	0	64	20	0	0
No/No/Non . . . . .	77	35.65	33	0	29	15	0	0
Total . . . . .	216		88	0	93	35	0	0
Over Votes . . . . .	0		0	0	0	0	0	0
Under Votes . . . . .	11		1	0	6	4	0	0

MIAMI: CHARTER AMEND, OAIG UNCLASS SERVICE  
Vote for 1

Yes/Sø/Wi . . . . .	190	90.05	77	0	81	32	0	0
No/No/Non . . . . .	21	9.95	6	0	11	4	0	0
Total . . . . .	211		83	0	92	36	0	0
Over Votes . . . . .	0		0	0	0	0	0	0
Under Votes . . . . .	16		6	0	7	3	0	0

MIAMI: CHARTER AMEND, IAG EMPLOYEES  
Vote for 1

Yes/Sø/Wi . . . . .	183	87.56	75	0	76	32	0	0
No/No/Non . . . . .	26	12.44	6	0	16	4	0	0
Total . . . . .	209		81	0	92	36	0	0
Over Votes . . . . .	0		0	0	0	0	0	0
Under Votes . . . . .	18		8	0	7	3	0	0

MIAMI

Fall Municipal Election  
November 7, 2017  
Miami-Dade County, FL

OFFICIAL RESULTS

Run Date:11/10/17 10:28 AM

Report EL30A Page 5040-02

5040 PRECINCT 504.0

MIAMI: CHARTER AMEND, FILL VACANCY

	TOTAL VOTES	%	ED OSS	ED IVO	VBM	EV OSS	EV IVO	PROV
Vote for 1								
Yes/Sp/Wi . . . . .	135	64.29	57	0	55	23	0	0
No/No/Non . . . . .	75	35.71	26	0	36	13	0	0
Total . . . . .	210		83	0	91	36	0	0
Over Votes . . . . .	0		0	0	0	0	0	0
Under Votes . . . . .	17		6	0	8	3	0	0

Run Date:11/10/17 10:28 AM

5050 PRECINCT 505.0

	TOTAL VOTES	%	ED OSS	ED IVO	VBM	EV OSS	EV IVO	PROV
REGISTERED VOTERS - TOTAL . . . . .	1,633							
BALLOTS CAST - TOTAL . . . . .	98		33	0	55	10	0	0
VOTER TURNOUT - TOTAL . . . . .		6.00						

MIAMI: MAYOR

Vote for 1								
Williams Alfred Armbrister Sr. . . . .	12	12.90	3	0	7	2	0	0
Christian Canache. . . . .	3	3.23	2	0	0	1	0	0
Cynthia Jaquith . . . . .	8	8.60	1	0	4	3	0	0
Francis X. Suarez. . . . .	70	75.27	27	0	39	4	0	0
Total . . . . .	93		33	0	50	10	0	0
Over Votes . . . . .	0		0	0	0	0	0	0
Under Votes . . . . .	5		0	0	5	0	0	0

MIAMI: AUTHORIZING GEN OBLIGATION BONDS

Vote for 1								
For Bonds . . . . .	67	73.63	22	0	37	8	0	0
Against Bonds . . . . .	24	26.37	6	0	16	2	0	0
Total . . . . .	91		28	0	53	10	0	0
Over Votes . . . . .	0		0	0	0	0	0	0
Under Votes . . . . .	7		5	0	2	0	0	0

MIAMI: CHARTER AMEND, ALGD BAYSHORE LEASE

Vote for 1								
Yes/Sp/Wi . . . . .	67	77.01	20	0	40	7	0	0
No/No/Non . . . . .	20	22.99	8	0	9	3	0	0
Total . . . . .	87		28	0	49	10	0	0
Over Votes . . . . .	0		0	0	0	0	0	0
Under Votes . . . . .	11		5	0	6	0	0	0

MIAMI: CHARTER AMEND, OAIG UNCLASS SERVICE

Vote for 1								
Yes/Sp/Wi . . . . .	57	69.51	20	0	31	6	0	0
No/No/Non . . . . .	25	30.49	6	0	15	4	0	0
Total . . . . .	82		26	0	46	10	0	0
Over Votes . . . . .	0		0	0	0	0	0	0
Under Votes . . . . .	16		7	0	9	0	0	0

MIAMI: CHARTER AMEND, IAG EMPLOYEES

Vote for 1								
Yes/Sp/Wi . . . . .	47	58.02	18	0	25	4	0	0
No/No/Non . . . . .	34	41.98	9	0	19	6	0	0
Total . . . . .	81		27	0	44	10	0	0
Over Votes . . . . .	0		0	0	0	0	0	0
Under Votes . . . . .	17		6	0	11	0	0	0



MIAMI

Fall Municipal Election  
November 7, 2017  
Miami-Dade County, FL

OFFICIAL RESULTS

Run Date:11/10/17 10:28 AM

Report EL30A Page 5050-02

5050 PRECINCT 505.0

	TOTAL VOTES	%	ED OSS	ED IVO	VBM	EV OSS	EV IVO	PROV
MIAMI: CHARTER AMEND, FILL VACANCY								
Vote for 1								
Yes/Sp/Wi . . . . .	64	73.56	21	0	36	7	0	0
No/No/Non . . . . .	23	26.44	5	0	15	3	0	0
Total . . . . .	87		26	0	51	10	0	0
Over Votes . . . . .	0		0	0	0	0	0	0
Under Votes . . . . .	11		7	0	4	0	0	0

	TOTAL VOTES	%	ED OSS	ED IVO	VBM	EV OSS	EV IVO	PROV
REGISTERED VOTERS - TOTAL . . . . .	1,230							
BALLOTS CAST - TOTAL . . . . .	73		20	0	40	13	0	0
VOTER TURNOUT - TOTAL . . . . .		5.93						
MIAMI: MAYOR								
Vote for 1								
Williams Alfred Armbrister Sr. . . . .	12	16.67	3	0	8	1	0	0
Christian Canache. . . . .	3	4.17	0	0	3	0	0	0
Cynthia Jaquith . . . . .	11	15.28	4	0	3	4	0	0
Francis X. Suarez. . . . .	46	63.89	13	0	25	8	0	0
Total . . . . .	72		20	0	39	13	0	0
Over Votes . . . . .	0		0	0	0	0	0	0
Under Votes . . . . .	1		0	0	1	0	0	0
MIAMI: AUTHORIZING GEN OBLIGATION BONDS								
Vote for 1								
For Bonds . . . . .	52	76.47	15	0	26	11	0	0
Against Bonds . . . . .	16	23.53	2	0	12	2	0	0
Total . . . . .	68		17	0	38	13	0	0
Over Votes . . . . .	0		0	0	0	0	0	0
Under Votes . . . . .	5		3	0	2	0	0	0
MIAMI: CHARTER AMEND, ALGD BAYSHORE LEASE								
Vote for 1								
Yes/Sp/Wi . . . . .	50	71.43	14	0	28	8	0	0
No/No/Non . . . . .	20	28.57	5	0	10	5	0	0
Total . . . . .	70		19	0	38	13	0	0
Over Votes . . . . .	0		0	0	0	0	0	0
Under Votes . . . . .	3		1	0	2	0	0	0
MIAMI: CHARTER AMEND, OAIG UNCLASS SERVICE								
Vote for 1								
Yes/Sp/Wi . . . . .	53	77.94	13	0	29	11	0	0
No/No/Non . . . . .	15	22.06	4	0	9	2	0	0
Total . . . . .	68		17	0	38	13	0	0
Over Votes . . . . .	0		0	0	0	0	0	0
Under Votes . . . . .	5		3	0	2	0	0	0
MIAMI: CHARTER AMEND, IAG EMPLOYEES								
Vote for 1								
Yes/Sp/Wi . . . . .	46	71.88	9	0	25	12	0	0
No/No/Non . . . . .	18	28.13	6	0	12	0	0	0
Total . . . . .	64		15	0	37	12	0	0
Over Votes . . . . .	0		0	0	0	0	0	0
Under Votes . . . . .	9		5	0	3	1	0	0

MIAMI

Fall Municipal Election  
November 7, 2017  
Miami-Dade County, FL

OFFICIAL RESULTS

Run Date:11/10/17 10:28 AM

Report EL30A Page 5060-02

5060 PRECINCT 506.0

MIAMI: CHARTER AMEND, FILL VACANCY

	TOTAL VOTES	%	ED OSS	ED IVO	VBM	EV OSS	EV IVO	PROV
Vote for 1								
Yes/Sp/Wi . . . . .	46	69.70	10	0	24	12	0	0
No/No/Non . . . . .	20	30.30	6	0	14	0	0	0
Total . . . . .	66		16	0	38	12	0	0
Over Votes . . . . .	0		0	0	0	0	0	0
Under Votes . . . . .	7		4	0	2	1	0	0

MIAMI

Fall Municipal Election  
November 7, 2017  
Miami-Dade County, FL

OFFICIAL RESULTS

Run Date:11/10/17 10:28 AM

Report EL30A Page 5070-01

5070 PRECINCT 507.0

	TOTAL VOTES	%	ED OSS	ED IVO	VBM	EV OSS	EV IVO	PROV
REGISTERED VOTERS - TOTAL . . . . .	1,217							
BALLOTS CAST - TOTAL . . . . .	68		29	0	32	7	0	0
VOTER TURNOUT - TOTAL . . . . .		5.59						

MIAMI: MAYOR

Vote for 1								
Williams Alfred Armbrister Sr. . . . .	10	15.38	5	0	5	0	0	0
Christian Canache . . . . .	0		0	0	0	0	0	0
Cynthia Jaquith . . . . .	6	9.23	4	0	1	1	0	0
Francis X. Suarez . . . . .	49	75.38	19	0	24	6	0	0
Total . . . . .	65		28	0	30	7	0	0
Over Votes . . . . .	0		0	0	0	0	0	0
Under Votes . . . . .	3		1	0	2	0	0	0

MIAMI: AUTHORIZING GEN OBLIGATION BONDS

Vote for 1								
For Bonds . . . . .	44	68.75	19	0	23	2	0	0
Against Bonds . . . . .	20	31.25	9	0	6	5	0	0
Total . . . . .	64		28	0	29	7	0	0
Over Votes . . . . .	0		0	0	0	0	0	0
Under Votes . . . . .	4		1	0	3	0	0	0

MIAMI: CHARTER AMEND, ALGD BAYSHORE LEASE

Vote for 1								
Yes/Sp/Wi . . . . .	45	68.18	19	0	23	3	0	0
No/No/Non . . . . .	21	31.82	9	0	8	4	0	0
Total . . . . .	66		28	0	31	7	0	0
Over Votes . . . . .	0		0	0	0	0	0	0
Under Votes . . . . .	2		1	0	1	0	0	0

MIAMI: CHARTER AMEND, OAIG UNCLASS SERVICE

Vote for 1								
Yes/Sp/Wi . . . . .	41	69.49	21	0	16	4	0	0
No/No/Non . . . . .	18	30.51	6	0	9	3	0	0
Total . . . . .	59		27	0	25	7	0	0
Over Votes . . . . .	0		0	0	0	0	0	0
Under Votes . . . . .	9		2	0	7	0	0	0

MIAMI: CHARTER AMEND, IAG EMPLOYEES

Vote for 1								
Yes/Sp/Wi . . . . .	44	72.13	23	0	17	4	0	0
No/No/Non . . . . .	17	27.87	5	0	9	3	0	0
Total . . . . .	61		28	0	26	7	0	0
Over Votes . . . . .	0		0	0	0	0	0	0
Under Votes . . . . .	7		1	0	6	0	0	0

MIAMI

Fall Municipal Election  
November 7, 2017  
Miami-Dade County, FL

OFFICIAL RESULTS

Run Date:11/10/17 10:28 AM

Report EL30A Page 5070-02

5070 PRECINCT 507.0

MIAMI: CHARTER AMEND, FILL VACANCY

	TOTAL VOTES	%	ED OSS	ED IVO	VBM	EV OSS	EV IVO	PROV
Vote for 1								
Yes/Sp/Wi . . . . .	47	77.05	21	0	20	6	0	0
No/No/Non . . . . .	14	22.95	6	0	7	1	0	0
Total . . . . .	61		27	0	27	7	0	0
Over Votes . . . . .	0		0	0	0	0	0	0
Under Votes . . . . .	7		2	0	5	0	0	0

	TOTAL VOTES	%	ED OSS	ED IVO	VBM	EV OSS	EV IVO	PROV
REGISTERED VOTERS - TOTAL . . . . .	1,912							
BALLOTS CAST - TOTAL . . . . .	109		51	0	53	5	0	0
VOTER TURNOUT - TOTAL . . . . .		5.70						
MIAMI: MAYOR								
Vote for 1								
Williams Alfred Armbrister Sr. . . . .	11	10.28	2	0	9	0	0	0
Christian Canache. . . . .	3	2.80	0	0	3	0	0	0
Cynthia Jaquith . . . . .	2	1.87	0	0	1	1	0	0
Francis X. Suarez. . . . .	91	85.05	49	0	38	4	0	0
Total . . . . .	107		51	0	51	5	0	0
Over Votes . . . . .	0		0	0	0	0	0	0
Under Votes . . . . .	2		0	0	2	0	0	0
MIAMI: AUTHORIZING GEN OBLIGATION BONDS								
Vote for 1								
For Bonds . . . . .	78	75.73	36	0	38	4	0	0
Against Bonds . . . . .	25	24.27	11	0	13	1	0	0
Total . . . . .	103		47	0	51	5	0	0
Over Votes . . . . .	0		0	0	0	0	0	0
Under Votes . . . . .	6		4	0	2	0	0	0
MIAMI: CHARTER AMEND, ALGD BAYSHORE LEASE								
Vote for 1								
Yes/Sp/Wi . . . . .	72	69.90	34	0	36	2	0	0
No/No/Non . . . . .	31	30.10	13	0	15	3	0	0
Total . . . . .	103		47	0	51	5	0	0
Over Votes . . . . .	0		0	0	0	0	0	0
Under Votes . . . . .	6		4	0	2	0	0	0
MIAMI: CHARTER AMEND, OAIG UNCLASS SERVICE								
Vote for 1								
Yes/Sp/Wi . . . . .	70	73.68	27	0	39	4	0	0
No/No/Non . . . . .	25	26.32	15	0	9	1	0	0
Total . . . . .	95		42	0	48	5	0	0
Over Votes . . . . .	0		0	0	0	0	0	0
Under Votes . . . . .	14		9	0	5	0	0	0
MIAMI: CHARTER AMEND, IAG EMPLOYEES								
Vote for 1								
Yes/Sp/Wi . . . . .	68	71.58	27	0	38	3	0	0
No/No/Non . . . . .	27	28.42	14	0	11	2	0	0
Total . . . . .	95		41	0	49	5	0	0
Over Votes . . . . .	0		0	0	0	0	0	0
Under Votes . . . . .	14		10	0	4	0	0	0

MIAMI

Fall Municipal Election  
November 7, 2017  
Miami-Dade County, FL

OFFICIAL RESULTS

Run Date:11/10/17 10:28 AM

Report EL30A Page 5080-02

5080 PRECINCT 508.0

	TOTAL VOTES	%	ED OSS	ED IVO	VBM	EV OSS	EV IVO	PROV
MIAMI: CHARTER AMEND, FILL VACANCY								
Vote for 1								
Yes/Sp/Wi . . . . .	69	73.40	32	0	34	3	0	0
No/No/Non . . . . .	25	26.60	10	0	13	2	0	0
Total . . . . .	94		42	0	47	5	0	0
Over Votes . . . . .	0		0	0	0	0	0	0
Under Votes . . . . .	15		9	0	6	0	0	0

MIAMI

Fall Municipal Election  
November 7, 2017  
Miami-Dade County, FL

OFFICIAL RESULTS

Run Date:11/10/17 10:28 AM

Report EL30A Page 5090-01

5090 PRECINCT 509.0

	TOTAL VOTES	%	ED OSS	ED IVO	VBM	EV OSS	EV IVO	PROV
REGISTERED VOTERS - TOTAL . . . . .	1,792							
BALLOTS CAST - TOTAL . . . . .	243		68	0	156	19	0	0
VOTER TURNOUT - TOTAL . . . . .		13.56						

MIAMI: MAYOR

Vote for 1								
Williams Alfred Armbrister Sr. . . . .	3	1.29	1	0	2	0	0	0
Christian Canache . . . . .	4	1.72	2	0	2	0	0	0
Cynthia Jaquith . . . . .	3	1.29	0	0	1	2	0	0
Francis X. Suarez . . . . .	223	95.71	62	0	145	16	0	0
Total . . . . .	233		65	0	150	18	0	0
Over Votes . . . . .	2		0	0	2	0	0	0
Under Votes . . . . .	8		3	0	4	1	0	0

MIAMI: AUTHORIZING GEN OBLIGATION BONDS

Vote for 1								
For Bonds . . . . .	84	40.38	25	0	54	5	0	0
Against Bonds . . . . .	124	59.62	33	0	80	11	0	0
Total . . . . .	208		58	0	134	16	0	0
Over Votes . . . . .	2		1	0	1	0	0	0
Under Votes . . . . .	33		9	0	21	3	0	0

MIAMI: CHARTER AMEND, ALGD BAYSHORE LEASE

Vote for 1								
Yes/So/Wi . . . . .	116	59.18	32	0	75	9	0	0
No/No/Non . . . . .	80	40.82	18	0	55	7	0	0
Total . . . . .	196		50	0	130	16	0	0
Over Votes . . . . .	0		0	0	0	0	0	0
Under Votes . . . . .	47		18	0	26	3	0	0

MIAMI: CHARTER AMEND, OAIG UNCLASS SERVICE

Vote for 1								
Yes/So/Wi . . . . .	101	54.30	28	0	64	9	0	0
No/No/Non . . . . .	85	45.70	26	0	54	5	0	0
Total . . . . .	186		54	0	118	14	0	0
Over Votes . . . . .	0		0	0	0	0	0	0
Under Votes . . . . .	57		14	0	38	5	0	0

MIAMI: CHARTER AMEND, IAG EMPLOYEES

Vote for 1								
Yes/So/Wi . . . . .	102	54.84	29	0	65	8	0	0
No/No/Non . . . . .	84	45.16	22	0	55	7	0	0
Total . . . . .	186		51	0	120	15	0	0
Over Votes . . . . .	0		0	0	0	0	0	0
Under Votes . . . . .	57		17	0	36	4	0	0



MIAMI

Fall Municipal Election  
November 7, 2017  
Miami-Dade County, FL

OFFICIAL RESULTS

Run Date:11/10/17 10:28 AM

Report EL30A Page 5090-02

5090 PRECINCT 509.0

MIAMI: CHARTER AMEND, FILL VACANCY

	TOTAL VOTES	%	ED OSS	ED IVO	VBM	EV OSS	EV IVO	PROV
Vote for 1								
Yes/Sp/Wi . . . . .	96	49.23	27	0	60	9	0	0
No/No/Non . . . . .	99	50.77	24	0	67	8	0	0
Total . . . . .	195		51	0	127	17	0	0
Over Votes . . . . .	0		0	0	0	0	0	0
Under Votes . . . . .	48		17	0	29	2	0	0

MIAMI

Fall Municipal Election  
November 7, 2017  
Miami-Dade County, FL

OFFICIAL RESULTS

Run Date:11/10/17 10:28 AM

Report EL30A Page 5100-01

5100 PRECINCT 510.0

	TOTAL VOTES	%	ED OSS	ED IVO	VBM	EV OSS	EV IVO	PROV
REGISTERED VOTERS - TOTAL . . . . .	979							
BALLOTS CAST - TOTAL . . . . .	169		48	0	108	13	0	0
VOTER TURNOUT - TOTAL . . . . .		17.26						

MIAMI: MAYOR

Vote for 1								
Williams Alfred Ambrister Sr. . . . .	2	1.24	1	0	1	0	0	0
Christian Canache . . . . .	2	1.24	0	0	2	0	0	0
Cynthia Jaquith . . . . .	5	3.11	0	0	5	0	0	0
Francis X. Suarez . . . . .	152	94.41	44	0	95	13	0	0
Total . . . . .	161		45	0	103	13	0	0
Over Votes . . . . .	0		0	0	0	0	0	0
Under Votes . . . . .	8		3	0	5	0	0	0

MIAMI: COMMISSIONER - DISTRICT 4

Vote for 1								
Manolo Reyes . . . . .	81	48.80	17	0	58	6	0	0
Ralph Rosado . . . . .	70	42.17	28	0	35	7	0	0
Denise Galvez Turros . . . . .	15	9.04	3	0	12	0	0	0
Total . . . . .	166		48	0	105	13	0	0
Over Votes . . . . .	0		0	0	0	0	0	0
Under Votes . . . . .	3		0	0	3	0	0	0

MIAMI: AUTHORIZING GEN OBLIGATION BONDS

Vote for 1								
For Bonds . . . . .	58	41.13	16	0	38	4	0	0
Against Bonds . . . . .	83	58.87	22	0	53	8	0	0
Total . . . . .	141		38	0	91	12	0	0
Over Votes . . . . .	0		0	0	0	0	0	0
Under Votes . . . . .	28		10	0	17	1	0	0

MIAMI: CHARTER AMEND, ALGD BAYSHORE LEASE

Vote for 1								
Yes/Sp/Wi . . . . .	84	60.43	22	0	57	5	0	0
No/No/Non . . . . .	55	39.57	17	0	33	5	0	0
Total . . . . .	139		39	0	90	10	0	0
Over Votes . . . . .	0		0	0	0	0	0	0
Under Votes . . . . .	30		9	0	18	3	0	0

MIAMI: CHARTER AMEND, OAIG UNCLASS SERVICE

Vote for 1								
Yes/Sp/Wi . . . . .	79	62.20	21	0	52	6	0	0
No/No/Non . . . . .	48	37.80	15	0	29	4	0	0
Total . . . . .	127		36	0	81	10	0	0
Over Votes . . . . .	0		0	0	0	0	0	0
Under Votes . . . . .	42		12	0	27	3	0	0

MIAMI

Fall Municipal Election  
November 7, 2017  
Miami-Dade County, FL

OFFICIAL RESULTS

Run Date:11/10/17 10:28 AM

Report EL30A Page 5100-02

5100 PRECINCT 510.0

	TOTAL VOTES	%	ED OSS	ED IVO	VBM	EV OSS	EV IVO	PROV
MIAMI: CHARTER AMEND, IAG EMPLOYEES								
Vote for 1								
Yes/Sq/Wi . . . . .	82	65.08	21	0	55	6	0	0
No/No/Non . . . . .	44	34.92	14	0	26	4	0	0
Total . . . . .	126		35	0	81	10	0	0
Over Votes . . . . .	0		0	0	0	0	0	0
Under Votes . . . . .	43		13	0	27	3	0	0

MIAMI: CHARTER AMEND, FILL VACANCY								
Vote for 1								
Yes/Sq/Wi . . . . .	76	59.38	21	0	51	4	0	0
No/No/Non . . . . .	52	40.63	13	0	33	6	0	0
Total . . . . .	128		34	0	84	10	0	0
Over Votes . . . . .	0		0	0	0	0	0	0
Under Votes . . . . .	41		14	0	24	3	0	0

5110 PRECINCT 511.0

	TOTAL VOTES	%	ED OSS	ED IVO	VBM	EV OSS	EV IVO	PROV
REGISTERED VOTERS - TOTAL . . . . .	1,614							
BALLOTS CAST - TOTAL . . . . .	95		33	0	56	6	0	0
VOTER TURNOUT - TOTAL . . . . .		5.89						

MIAMI: MAYOR

Vote for 1								
Williams Alfred Armbrister Sr. . . . .	17	18.48	6	0	10	1	0	0
Christian Canache. . . . .	3	3.26	0	0	2	1	0	0
Cynthia Jaquith . . . . .	4	4.35	1	0	3	0	0	0
Francis X. Suarez. . . . .	68	73.91	23	0	41	4	0	0
Total . . . . .	92		30	0	56	6	0	0
Over Votes . . . . .	1		1	0	0	0	0	0
Under Votes . . . . .	2		2	0	0	0	0	0

MIAMI: AUTHORIZING GEN OBLIGATION BONDS

Vote for 1								
For Bonds . . . . .	63	71.59	25	0	34	4	0	0
Against Bonds . . . . .	25	28.41	5	0	18	2	0	0
Total . . . . .	88		30	0	52	6	0	0
Over Votes . . . . .	0		0	0	0	0	0	0
Under Votes . . . . .	7		3	0	4	0	0	0

MIAMI: CHARTER AMEND, ALGD BAYSHORE LEASE

Vote for 1								
Yes/Sø/Wi . . . . .	62	67.39	22	0	38	2	0	0
No/No/Non . . . . .	30	32.61	10	0	16	4	0	0
Total . . . . .	92		32	0	54	6	0	0
Over Votes . . . . .	1		0	0	1	0	0	0
Under Votes . . . . .	2		1	0	1	0	0	0

MIAMI: CHARTER AMEND, OAIG UNCLASS SERVICE

Vote for 1								
Yes/Sø/Wi . . . . .	61	72.62	19	0	38	4	0	0
No/No/Non . . . . .	23	27.38	9	0	12	2	0	0
Total . . . . .	84		28	0	50	6	0	0
Over Votes . . . . .	1		0	0	1	0	0	0
Under Votes . . . . .	10		5	0	5	0	0	0

MIAMI: CHARTER AMEND, IAG EMPLOYEES

Vote for 1								
Yes/Sø/Wi . . . . .	55	65.48	19	0	31	5	0	0
No/No/Non . . . . .	29	34.52	9	0	19	1	0	0
Total . . . . .	84		28	0	50	6	0	0
Over Votes . . . . .	1		0	0	1	0	0	0
Under Votes . . . . .	10		5	0	5	0	0	0

MIAMI

Fall Municipal Election  
November 7, 2017  
Miami-Dade County, FL

OFFICIAL RESULTS

Run Date:11/10/17 10:28 AM

Report EL30A Page 5110-02

5110 PRECINCT 511.0

	TOTAL VOTES	%	ED OSS	ED IVO	VBM	EV OSS	EV IVO	PROV
MIAMI: CHARTER AMEND, FILL VACANCY								
Vote for 1								
Yes/Sp/Wi . . . . .	61	70.93	22	0	35	4	0	0
No/No/Non . . . . .	25	29.07	7	0	16	2	0	0
Total . . . . .	86		29	0	51	6	0	0
Over Votes . . . . .	2		0	0	2	0	0	0
Under Votes . . . . .	7		4	0	3	0	0	0

Run Date:11/10/17 10:28 AM

Report EL30A Page 5120-01

5120 PRECINCT 512.0

	TOTAL VOTES	%	ED OSS	ED IVO	VBM	EV OSS	EV IVO	PROV
REGISTERED VOTERS - TOTAL . . . . .	1,634							
BALLOTS CAST - TOTAL . . . . .	138		62	0	70	6	0	0
VOTER TURNOUT - TOTAL . . . . .		8.45						

MIAMI: MAYOR  
 Vote for 1

Williams Alfred Armbrister Sr. . . . .	26	19.85	10	0	16	0	0	0
Christian Canache. . . . .	2	1.53	2	0	0	0	0	0
Cynthia Jaquith . . . . .	5	3.82	2	0	3	0	0	0
Francis X. Suarez. . . . .	98	74.81	46	0	48	4	0	0
Total . . . . .	131		60	0	67	4	0	0
Over Votes . . . . .	0		0	0	0	0	0	0
Under Votes . . . . .	7		2	0	3	2	0	0

MIAMI: AUTHORIZING GEN OBLIGATION BONDS  
 Vote for 1

For Bonds . . . . .	88	68.75	39	0	46	3	0	0
Against Bonds . . . . .	40	31.25	19	0	19	2	0	0
Total . . . . .	128		58	0	65	5	0	0
Over Votes . . . . .	0		0	0	0	0	0	0
Under Votes . . . . .	10		4	0	5	1	0	0

MIAMI: CHARTER AMEND, ALGD BAYSHORE LEASE  
 Vote for 1

Yes/Sp/Wi . . . . .	86	65.65	38	0	43	5	0	0
No/No/Non . . . . .	45	34.35	20	0	24	1	0	0
Total . . . . .	131		58	0	67	6	0	0
Over Votes . . . . .	0		0	0	0	0	0	0
Under Votes . . . . .	7		4	0	3	0	0	0

MIAMI: CHARTER AMEND, OAIG UNCLASS SERVICE  
 Vote for 1

Yes/Sp/Wi . . . . .	86	72.27	39	0	42	5	0	0
No/No/Non . . . . .	33	27.73	15	0	17	1	0	0
Total . . . . .	119		54	0	59	6	0	0
Over Votes . . . . .	0		0	0	0	0	0	0
Under Votes . . . . .	19		8	0	11	0	0	0

MIAMI: CHARTER AMEND, IAG EMPLOYEES  
 Vote for 1

Yes/Sp/Wi . . . . .	75	63.03	33	0	38	4	0	0
No/No/Non . . . . .	44	36.97	20	0	22	2	0	0
Total . . . . .	119		53	0	60	6	0	0
Over Votes . . . . .	0		0	0	0	0	0	0
Under Votes . . . . .	19		9	0	10	0	0	0

MIAMI

Fall Municipal Election  
November 7, 2017  
Miami-Dade County, FL

OFFICIAL RESULTS

Run Date:11/10/17 10:28 AM

Report EL30A Page 5120-02

5120 PRECINCT 512.0

MIAMI: CHARTER AMEND, FILL VACANCY

	TOTAL VOTES	%	ED OSS	ED IVO	VBM	EV OSS	EV IVO	PROV
Vote for 1								
Yes/Sp/Wi . . . . .	84	68.29	31	0	48	5	0	0
No/No/Non . . . . .	39	31.71	22	0	16	1	0	0
Total . . . . .	123		53	0	64	6	0	0
Over Votes . . . . .	0		0	0	0	0	0	0
Under Votes . . . . .	15		9	0	6	0	0	0

	TOTAL VOTES	%	ED OSS	ED IVO	VBM	EV OSS	EV IVO	PROV
REGISTERED VOTERS - TOTAL . . . . .	1,621							
BALLOTS CAST - TOTAL . . . . .	92		37	0	49	6	0	0
VOTER TURNOUT - TOTAL . . . . .		5.68						

MIAMI: MAYOR  
 Vote for 1

Williams Alfred Armbrister Sr. . . . .	10	11.24	3	0	6	1	0	0
Christian Canache. . . . .	2	2.25	0	0	2	0	0	0
Cynthia Jaquith . . . . .	7	7.87	2	0	4	1	0	0
Francis X. Suarez. . . . .	70	78.65	30	0	36	4	0	0
Total . . . . .	89		35	0	48	6	0	0
Over Votes . . . . .	0		0	0	0	0	0	0
Under Votes . . . . .	3		2	0	1	0	0	0

MIAMI: AUTHORIZING GEN OBLIGATION BONDS  
 Vote for 1

For Bonds . . . . .	53	67.95	24	0	26	3	0	0
Against Bonds . . . . .	25	32.05	6	0	17	2	0	0
Total . . . . .	78		30	0	43	5	0	0
Over Votes . . . . .	1		1	0	0	0	0	0
Under Votes . . . . .	13		6	0	6	1	0	0

MIAMI: CHARTER AMEND, ALGD BAYSHORE LEASE  
 Vote for 1

Yes/Sp/Wi . . . . .	53	68.83	25	0	25	3	0	0
No/No/Non . . . . .	24	31.17	5	0	16	3	0	0
Total . . . . .	77		30	0	41	6	0	0
Over Votes . . . . .	0		0	0	0	0	0	0
Under Votes . . . . .	15		7	0	8	0	0	0

MIAMI: CHARTER AMEND, OAIG UNCLASS SERVICE  
 Vote for 1

Yes/Sp/Wi . . . . .	45	61.64	19	0	22	4	0	0
No/No/Non . . . . .	28	38.36	8	0	19	1	0	0
Total . . . . .	73		27	0	41	5	0	0
Over Votes . . . . .	0		0	0	0	0	0	0
Under Votes . . . . .	19		10	0	8	1	0	0

MIAMI: CHARTER AMEND, IAG EMPLOYEES  
 Vote for 1

Yes/Sp/Wi . . . . .	42	58.33	19	0	19	4	0	0
No/No/Non . . . . .	30	41.67	7	0	22	1	0	0
Total . . . . .	72		26	0	41	5	0	0
Over Votes . . . . .	0		0	0	0	0	0	0
Under Votes . . . . .	20		11	0	8	1	0	0



MIAMI

Fall Municipal Election  
November 7, 2017  
Miami-Dade County, FL

OFFICIAL RESULTS

Run Date:11/10/17 10:28 AM

Report EL30A Page 5140-02

5140 PRECINCT 514.0

	TOTAL VOTES	%	ED OSS	ED IVO	VBM	EV OSS	EV IVO	PROV
MIAMI: CHARTER AMEND, FILL VACANCY								
Vote for 1								
Yes/Sp/Wi . . . . .	47	64.38	21	0	22	4	0	0
No/No/Non . . . . .	26	35.62	6	0	19	1	0	0
Total . . . . .	73		27	0	41	5	0	0
Over Votes . . . . .	0		0	0	0	0	0	0
Under Votes . . . . .	19		10	0	8	1	0	0

	TOTAL VOTES	%	ED OSS	ED IVO	VBM	EV OSS	EV IVO	PROV
REGISTERED VOTERS - TOTAL . . . . .	1,758							
BALLOTS CAST - TOTAL . . . . .	83		25	0	28	30	0	0
VOTER TURNOUT - TOTAL . . . . .		4.72						

MIAMI: MAYOR  
 Vote for 1

Williams Alfred Armbrister Sr. . . . .	6	7.50	0	0	3	3	0	0
Christian Canache. . . . .	4	5.00	1	0	2	1	0	0
Cynthia Jaquith . . . . .	8	10.00	3	0	2	3	0	0
Francis X. Suarez. . . . .	62	77.50	20	0	21	21	0	0
Total . . . . .	80		24	0	28	28	0	0
Over Votes . . . . .	0		0	0	0	0	0	0
Under Votes . . . . .	3		1	0	0	2	0	0

MIAMI: AUTHORIZING GEN OBLIGATION BONDS  
 Vote for 1

For Bonds . . . . .	64	84.21	16	0	26	22	0	0
Against Bonds . . . . .	12	15.79	4	0	2	6	0	0
Total . . . . .	76		20	0	28	28	0	0
Over Votes . . . . .	0		0	0	0	0	0	0
Under Votes . . . . .	7		5	0	0	2	0	0

MIAMI: CHARTER AMEND, ALGD BAYSHORE LEASE  
 Vote for 1

Yes/Sp/Wi . . . . .	63	79.75	19	0	25	19	0	0
No/No/Non . . . . .	16	20.25	3	0	3	10	0	0
Total . . . . .	79		22	0	28	29	0	0
Over Votes . . . . .	0		0	0	0	0	0	0
Under Votes . . . . .	4		3	0	0	1	0	0

MIAMI: CHARTER AMEND, OAIG UNCLASS SERVICE  
 Vote for 1

Yes/Sp/Wi . . . . .	57	77.03	14	0	19	24	0	0
No/No/Non . . . . .	17	22.97	4	0	8	5	0	0
Total . . . . .	74		18	0	27	29	0	0
Over Votes . . . . .	0		0	0	0	0	0	0
Under Votes . . . . .	9		7	0	1	1	0	0

MIAMI: CHARTER AMEND, IAG EMPLOYEES  
 Vote for 1

Yes/Sp/Wi . . . . .	61	82.43	15	0	23	23	0	0
No/No/Non . . . . .	13	17.57	2	0	5	6	0	0
Total . . . . .	74		17	0	28	29	0	0
Over Votes . . . . .	0		0	0	0	0	0	0
Under Votes . . . . .	9		8	0	0	1	0	0

MIAMI

Fall Municipal Election  
November 7, 2017  
Miami-Dade County, FL

OFFICIAL RESULTS

Run Date:11/10/17 10:28 AM

Report EL30A Page 5150-02

5150 PRECINCT 515.0

	TOTAL VOTES	%	ED OSS	ED IVO	VBM	EV OSS	EV IVO	PROV
MIAMI: CHARTER AMEND, FILL VACANCY								
Vote for 1								
Yes/Sp/Wi . . . . .	57	76.00	15	0	21	21	0	0
No/No/Non . . . . .	18	24.00	4	0	7	7	0	0
Total . . . . .	75		19	0	28	28	0	0
Over Votes . . . . .	0		0	0	0	0	0	0
Under Votes . . . . .	8		6	0	0	2	0	0

	TOTAL VOTES	%	ED OSS	ED IVO	VBM	EV OSS	EV IVO	PROV
REGISTERED VOTERS - TOTAL	1,358							
BALLOTS CAST - TOTAL	222							
VOTER TURNOUT - TOTAL		16.35						
MIAMI: MAYOR								
Vote for 1								
Williams Alfred Armbrister Sr.	17	8.29	5	0	9	3	0	0
Christian Canache.	5	2.44	1	0	2	2	0	0
Cynthia Jaquith	21	10.24	11	0	5	5	0	0
Francis X. Suarez.	162	79.02	90	0	52	20	0	0
Total	205		107	0	68	30	0	0
Over Votes	1		0	0	1	0	0	0
Under Votes	16		8	0	5	3	0	0
MIAMI: AUTHORIZING GEN OBLIGATION BONDS								
Vote for 1								
For Bonds	128	58.72	78	0	31	19	0	0
Against Bonds	90	41.28	35	0	41	14	0	0
Total	218		113	0	72	33	0	0
Over Votes	0		0	0	0	0	0	0
Under Votes	4		2	0	2	0	0	0
MIAMI: CHARTER AMEND, ALGD BAYSHORE LEASE								
Vote for 1								
Yes/Sp/Wi	128	60.09	78	0	36	14	0	0
No/No/Non	85	39.91	31	0	35	19	0	0
Total	213		109	0	71	33	0	0
Over Votes	0		0	0	0	0	0	0
Under Votes	9		6	0	3	0	0	0
MIAMI: CHARTER AMEND, OAIG UNCLASS SERVICE								
Vote for 1								
Yes/Sp/Wi	181	87.44	93	0	60	28	0	0
No/No/Non	26	12.56	9	0	12	5	0	0
Total	207		102	0	72	33	0	0
Over Votes	0		0	0	0	0	0	0
Under Votes	15		13	0	2	0	0	0
MIAMI: CHARTER AMEND, IAG EMPLOYEES								
Vote for 1								
Yes/Sp/Wi	179	87.75	90	0	61	28	0	0
No/No/Non	25	12.25	9	0	11	5	0	0
Total	204		99	0	72	33	0	0
Over Votes	0		0	0	0	0	0	0
Under Votes	18		16	0	2	0	0	0

MIAMI

Fall Municipal Election  
November 7, 2017  
Miami-Dade County, FL

OFFICIAL RESULTS

Run Date:11/10/17 10:28 AM

Report EL30A Page 5160-02

5160 PRECINCT 516.0

	TOTAL VOTES	%	ED OSS	ED IVO	VBM	EV OSS	EV IVO	PROV
MIAMI: CHARTER AMEND, FILL VACANCY								
Vote for 1								
Yes/Sp/Wi . . . . .	138	67.98	75	0	40	23	0	0
No/No/Non . . . . .	65	32.02	26	0	29	10	0	0
Total . . . . .	203		101	0	69	33	0	0
Over Votes . . . . .	0		0	0	0	0	0	0
Under Votes . . . . .	19		14	0	5	0	0	0

	TOTAL VOTES	%	ED OSS	ED IVO	VBM	EV OSS	EV IVO	PROV
REGISTERED VOTERS - TOTAL . . . . .	1,293							
BALLOTS CAST - TOTAL . . . . .	108							
VOTER TURNOUT - TOTAL . . . . .		8.35						

MIAMI: MAYOR  
 Vote for 1

Williams Alfred Armbrister Sr. . . . .	9	9.09	4	0	5	0	0	0
Christian Canache . . . . .	4	4.04	1	0	3	0	0	0
Cynthia Jaquith . . . . .	19	19.19	8	0	10	1	0	0
Francis X. Suarez . . . . .	67	67.68	22	0	33	12	0	0
Total . . . . .	99		35	0	51	13	0	0
Over Votes . . . . .	1		0	0	1	0	0	0
Under Votes . . . . .	8		0	0	8	0	0	0

MIAMI: AUTHORIZING GEN OBLIGATION BONDS  
 Vote for 1

For Bonds . . . . .	67	69.79	23	0	37	7	0	0
Against Bonds . . . . .	29	30.21	8	0	17	4	0	0
Total . . . . .	96		31	0	54	11	0	0
Over Votes . . . . .	2		0	0	2	0	0	0
Under Votes . . . . .	10		4	0	4	2	0	0

MIAMI: CHARTER AMEND, ALGD BAYSHORE LEASE  
 Vote for 1

Yes/Sp/Wi . . . . .	66	68.04	21	0	36	9	0	0
No/No/Non . . . . .	31	31.96	11	0	19	1	0	0
Total . . . . .	97		32	0	55	10	0	0
Over Votes . . . . .	0		0	0	0	0	0	0
Under Votes . . . . .	11		3	0	5	3	0	0

MIAMI: CHARTER AMEND, OAIG UNCLASS SERVICE  
 Vote for 1

Yes/Sp/Wi . . . . .	79	85.87	26	0	45	8	0	0
No/No/Non . . . . .	13	14.13	5	0	6	2	0	0
Total . . . . .	92		31	0	51	10	0	0
Over Votes . . . . .	0		0	0	0	0	0	0
Under Votes . . . . .	16		4	0	9	3	0	0

MIAMI: CHARTER AMEND, IAG EMPLOYEES  
 Vote for 1

Yes/Sp/Wi . . . . .	70	76.92	21	0	40	9	0	0
No/No/Non . . . . .	21	23.08	7	0	12	2	0	0
Total . . . . .	91		28	0	52	11	0	0
Over Votes . . . . .	0		0	0	0	0	0	0
Under Votes . . . . .	17		7	0	8	2	0	0

MIAMI

Fall Municipal Election  
November 7, 2017  
Miami-Dade County, FL

OFFICIAL RESULTS

Run Date:11/10/17 10:28 AM

Report EL30A Page 5170-02

5170 PRECINCT 517.0

	TOTAL VOTES	%	ED OSS	ED IVO	VBM	EV OSS	EV IVO	PROV
MIAMI: CHARTER AMEND, FILL VACANCY								
Vote for 1								
Yes/Sp/Wi . . . . .	60	65.22	21	0	34	5	0	0
No/No/Non . . . . .	32	34.78	9	0	18	5	0	0
Total . . . . .	92		30	0	52	10	0	0
Over Votes . . . . .	0		0	0	0	0	0	0
Under Votes . . . . .	16		5	0	8	3	0	0

	TOTAL VOTES	%	ED OSS	ED IVO	VBM	EV OSS	EV IVO	PROV
REGISTERED VOTERS - TOTAL	1,727							
BALLOTS CAST - TOTAL	157		75	0	66	16	0	0
VOTER TURNOUT - TOTAL		9.09						

MIAMI: MAYOR  
 Vote for 1

Williams Alfred Armbrister Sr.	15	9.80	10	0	2	3	0	0
Christian Canache.	3	1.96	1	0	2	0	0	0
Cynthia Jaquith	6	3.92	3	0	3	0	0	0
Francis X. Suarez.	129	84.31	61	0	55	13	0	0
Total	153		75	0	62	16	0	0
Over Votes	0		0	0	0	0	0	0
Under Votes	4		0	0	4	0	0	0

MIAMI: AUTHORIZING GEN OBLIGATION BONDS  
 Vote for 1

For Bonds	103	69.59	48	0	43	12	0	0
Against Bonds	45	30.41	24	0	19	2	0	0
Total	148		72	0	62	14	0	0
Over Votes	0		0	0	0	0	0	0
Under Votes	9		3	0	4	2	0	0

MIAMI: CHARTER AMEND, ALGD BAYSHORE LEASE  
 Vote for 1

Yes/Sp/Wi	100	67.57	46	0	46	8	0	0
No/No/Non	48	32.43	23	0	19	6	0	0
Total	148		69	0	65	14	0	0
Over Votes	1		1	0	0	0	0	0
Under Votes	8		5	0	1	2	0	0

MIAMI: CHARTER AMEND, OAIG UNCLASS SERVICE  
 Vote for 1

Yes/Sp/Wi	109	75.69	55	0	42	12	0	0
No/No/Non	35	24.31	15	0	18	2	0	0
Total	144		70	0	60	14	0	0
Over Votes	0		0	0	0	0	0	0
Under Votes	13		5	0	6	2	0	0

MIAMI: CHARTER AMEND, IAG EMPLOYEES  
 Vote for 1

Yes/Sp/Wi	108	74.48	51	0	44	13	0	0
No/No/Non	37	25.52	19	0	16	2	0	0
Total	145		70	0	60	15	0	0
Over Votes	0		0	0	0	0	0	0
Under Votes	12		5	0	6	1	0	0



MIAMI

Fall Municipal Election  
November 7, 2017  
Miami-Dade County, FL

OFFICIAL RESULTS

Run Date:11/10/17 10:28 AM

Report EL30A Page 5180-02

5180 PRECINCT 518.0

	TOTAL VOTES	%	ED OSS	ED IVO	VBM	EV OSS	EV IVO	PROV
MIAMI: CHARTER AMEND, FILL VACANCY								
Vote for 1								
Yes/Sp/Wi . . . . .	100	68.97	48	0	41	11	0	0
No/No/Non . . . . .	45	31.03	22	0	20	3	0	0
Total . . . . .	145		70	0	61	14	0	0
Over Votes . . . . .	0		0	0	0	0	0	0
Under Votes . . . . .	12		5	0	5	2	0	0

Run Date:11/10/17 10:28 AM

Report EL30A Page 5190-01

5190 PRECINCT 519.0

	TOTAL VOTES	%	ED OSS	ED IVO	VBM	EV OSS	EV IVO	PROV
REGISTERED VOTERS - TOTAL . . . . .	1,992							
BALLOTS CAST - TOTAL . . . . .	164		84	0	75	5	0	0
VOTER TURNOUT - TOTAL . . . . .		8.23						

MIAMI: MAYOR  
 Vote for 1

Williams Alfred Armbrister Sr. . . . .	13	8.23	9	0	4	0	0	0
Christian Canache. . . . .	1	.63	0	0	1	0	0	0
Cynthia Jaquith . . . . .	13	8.23	7	0	6	0	0	0
Francis X. Suarez. . . . .	131	82.91	67	0	59	5	0	0
Total . . . . .	158		83	0	70	5	0	0
Over Votes . . . . .	1		0	0	1	0	0	0
Under Votes . . . . .	5		1	0	4	0	0	0

MIAMI: AUTHORIZING GEN OBLIGATION BONDS  
 Vote for 1

For Bonds . . . . .	102	70.83	49	0	49	4	0	0
Against Bonds . . . . .	42	29.17	27	0	14	1	0	0
Total . . . . .	144		76	0	63	5	0	0
Over Votes . . . . .	1		0	0	1	0	0	0
Under Votes . . . . .	19		8	0	11	0	0	0

MIAMI: CHARTER AMEND, ALGD BAYSHORE LEASE  
 Vote for 1

Yes/Sp/Wi . . . . .	95	66.43	47	0	45	3	0	0
No/No/Non . . . . .	48	33.57	28	0	18	2	0	0
Total . . . . .	143		75	0	63	5	0	0
Over Votes . . . . .	1		0	0	1	0	0	0
Under Votes . . . . .	20		9	0	11	0	0	0

MIAMI: CHARTER AMEND, OAIG UNCLASS SERVICE  
 Vote for 1

Yes/Sp/Wi . . . . .	101	73.72	51	0	47	3	0	0
No/No/Non . . . . .	36	26.28	23	0	11	2	0	0
Total . . . . .	137		74	0	58	5	0	0
Over Votes . . . . .	0		0	0	0	0	0	0
Under Votes . . . . .	27		10	0	17	0	0	0

MIAMI: CHARTER AMEND, IAG EMPLOYEES  
 Vote for 1

Yes/Sp/Wi . . . . .	101	74.81	55	0	43	3	0	0
No/No/Non . . . . .	34	25.19	17	0	15	2	0	0
Total . . . . .	135		72	0	58	5	0	0
Over Votes . . . . .	0		0	0	0	0	0	0
Under Votes . . . . .	29		12	0	17	0	0	0

MIAMI

Fall Municipal Election  
November 7, 2017  
Miami-Dade County, FL

OFFICIAL RESULTS

Run Date:11/10/17 10:28 AM

Report EL30A Page 5190-02

5190 PRECINCT 519.0

MIAMI: CHARTER AMEND, FILL VACANCY

	TOTAL VOTES	%	ED OSS	ED IVO	VBM	EV OSS	EV IVO	PROV
Vote for 1								
Yes/Sp/Wi . . . . .	91	65.47	50	0	37	4	0	0
No/No/Non . . . . .	48	34.53	24	0	23	1	0	0
Total . . . . .	139		74	0	60	5	0	0
Over Votes . . . . .	0		0	0	0	0	0	0
Under Votes . . . . .	25		10	0	15	0	0	0

MIAMI

Fall Municipal Election  
November 7, 2017  
Miami-Dade County, FL

OFFICIAL RESULTS

Run Date:11/10/17 10:28 AM

Report EL30A Page 5200-01

5200 PRECINCT 520.0

	TOTAL VOTES	%	ED OSS	ED IVO	VBM	EV OSS	EV IVO	PROV
REGISTERED VOTERS - TOTAL . . . . .	2,687							
BALLOTS CAST - TOTAL . . . . .	225		102	0	116	7	0	0
VOTER TURNOUT - TOTAL . . . . .		8.37						

MIAMI: MAYOR

Vote for 1								
Williams Alfred Armbrister Sr. . . . .	25	11.52	8	0	16	1	0	0
Christian Canache . . . . .	4	1.84	3	0	1	0	0	0
Cynthia Jaquith . . . . .	8	3.69	3	0	5	0	0	0
Francis X. Suarez . . . . .	180	82.95	83	0	91	6	0	0
Total . . . . .	217		97	0	113	7	0	0
Over Votes . . . . .	2		1	0	1	0	0	0
Under Votes . . . . .	6		4	0	2	0	0	0

MIAMI: AUTHORIZING GEN OBLIGATION BONDS

Vote for 1								
For Bonds . . . . .	142	68.60	65	0	74	3	0	0
Against Bonds . . . . .	65	31.40	29	0	33	3	0	0
Total . . . . .	207		94	0	107	6	0	0
Over Votes . . . . .	1		0	0	1	0	0	0
Under Votes . . . . .	17		8	0	8	1	0	0

MIAMI: CHARTER AMEND, ALGD BAYSHORE LEASE

Vote for 1								
Yes/Sp/Wi . . . . .	149	70.62	65	0	79	5	0	0
No/No/Non . . . . .	62	29.38	31	0	30	1	0	0
Total . . . . .	211		96	0	109	6	0	0
Over Votes . . . . .	0		0	0	0	0	0	0
Under Votes . . . . .	14		6	0	7	1	0	0

MIAMI: CHARTER AMEND, OAIG UNCLASS SERVICE

Vote for 1								
Yes/Sp/Wi . . . . .	141	74.21	63	0	74	4	0	0
No/No/Non . . . . .	49	25.79	24	0	24	1	0	0
Total . . . . .	190		87	0	98	5	0	0
Over Votes . . . . .	0		0	0	0	0	0	0
Under Votes . . . . .	35		15	0	18	2	0	0

MIAMI: CHARTER AMEND, IAG EMPLOYEES

Vote for 1								
Yes/Sp/Wi . . . . .	132	69.84	59	0	69	4	0	0
No/No/Non . . . . .	57	30.16	27	0	29	1	0	0
Total . . . . .	189		86	0	98	5	0	0
Over Votes . . . . .	0		0	0	0	0	0	0
Under Votes . . . . .	36		16	0	18	2	0	0

MIAMI

Fall Municipal Election  
November 7, 2017  
Miami-Dade County, FL

OFFICIAL RESULTS

Run Date:11/10/17 10:28 AM

Report EL30A Page 5200-02

5200 PRECINCT 520.0

MIAMI: CHARTER AMEND, FILL VACANCY

	TOTAL VOTES	%	ED OSS	ED IVO	VBM	EV OSS	EV IVO	PROV
Vote for 1								
Yes/So/Wi . . . . .	147	75.38	67	0	78	2	0	0
No/No/Non . . . . .	48	24.62	21	0	24	3	0	0
Total . . . . .	195		88	0	102	5	0	0
Over Votes . . . . .	0		0	0	0	0	0	0
Under Votes . . . . .	30		14	0	14	2	0	0

MIAMI

Fall Municipal Election  
November 7, 2017  
Miami-Dade County, FL

OFFICIAL RESULTS

Run Date:11/10/17 10:28 AM

Report EL30A Page 5210-01

5210 PRECINCT 521.0

	TOTAL VOTES	%	ED OSS	ED IVO	VBM	EV OSS	EV IVO	PROV
REGISTERED VOTERS - TOTAL . . . . .	2,060							
BALLOTS CAST - TOTAL . . . . .	218		87	0	111	20	0	0
VOTER TURNOUT - TOTAL . . . . .		10.58						

MIAMI: MAYOR

Vote for 1								
Williams Alfred Armbrister Sr. . . . .	33	15.87	16	0	14	3	0	0
Christian Canache . . . . .	6	2.88	3	0	3	0	0	0
Cynthia Jaquith . . . . .	15	7.21	5	0	9	1	0	0
Francis X. Suarez . . . . .	154	74.04	58	0	81	15	0	0
Total . . . . .	208		82	0	107	19	0	0
Over Votes . . . . .	1		0	0	1	0	0	0
Under Votes . . . . .	9		5	0	3	1	0	0

MIAMI: AUTHORIZING GEN OBLIGATION BONDS

Vote for 1								
For Bonds . . . . .	142	69.95	53	0	72	17	0	0
Against Bonds . . . . .	61	30.05	28	0	30	3	0	0
Total . . . . .	203		81	0	102	20	0	0
Over Votes . . . . .	0		0	0	0	0	0	0
Under Votes . . . . .	15		6	0	9	0	0	0

MIAMI: CHARTER AMEND, ALGD BAYSHORE LEASE

Vote for 1								
Yes/Sø/Wi . . . . .	142	71.36	60	0	67	15	0	0
No/No/Non . . . . .	57	28.64	21	0	33	3	0	0
Total . . . . .	199		81	0	100	18	0	0
Over Votes . . . . .	0		0	0	0	0	0	0
Under Votes . . . . .	19		6	0	11	2	0	0

MIAMI: CHARTER AMEND, OAIG UNCLASS SERVICE

Vote for 1								
Yes/Sø/Wi . . . . .	149	75.63	59	0	76	14	0	0
No/No/Non . . . . .	48	24.37	21	0	22	5	0	0
Total . . . . .	197		80	0	98	19	0	0
Over Votes . . . . .	0		0	0	0	0	0	0
Under Votes . . . . .	21		7	0	13	1	0	0

MIAMI: CHARTER AMEND, IAG EMPLOYEES

Vote for 1								
Yes/Sø/Wi . . . . .	150	76.92	59	0	77	14	0	0
No/No/Non . . . . .	45	23.08	18	0	22	5	0	0
Total . . . . .	195		77	0	99	19	0	0
Over Votes . . . . .	0		0	0	0	0	0	0
Under Votes . . . . .	23		10	0	12	1	0	0

MIAMI

Fall Municipal Election  
November 7, 2017  
Miami-Dade County, FL

OFFICIAL RESULTS

Run Date:11/10/17 10:28 AM

Report EL30A Page 5210-02

5210 PRECINCT 521.0

MIAMI: CHARTER AMEND, FILL VACANCY

	TOTAL VOTES	%	ED OSS	ED IVO	VBM	EV OSS	EV IVO	PROV
Vote for 1								
Yes/Sq/Wi . . . . .	136	69.74	56	0	66	14	0	0
No/No/Non . . . . .	59	30.26	21	0	33	5	0	0
Total . . . . .	195		77	0	99	19	0	0
Over Votes . . . . .	0		0	0	0	0	0	0
Under Votes . . . . .	23		10	0	12	1	0	0

MIAMI

Fall Municipal Election  
November 7, 2017  
Miami-Dade County, FL

OFFICIAL RESULTS

Run Date:11/10/17 10:28 AM

Report EL30A Page 5220-01

5220 PRECINCT 522.0

	TOTAL VOTES	%	ED OSS	ED IVO	VBM	EV OSS	EV IVO	PROV
REGISTERED VOTERS - TOTAL . . . . .	2,804							
BALLOTS CAST - TOTAL . . . . .	255		89	0	150	16	0	0
VOTER TURNOUT - TOTAL . . . . .		9.09						

MIAMI: MAYOR

Vote for 1								
Williams Alfred Armbrister Sr. . . . .	42	16.87	15	0	22	5	0	0
Christian Canache. . . . .	3	1.20	0	0	3	0	0	0
Cynthia Jaquith . . . . .	9	3.61	6	0	2	1	0	0
Francis X. Suarez. . . . .	195	78.31	66	0	119	10	0	0
Total . . . . .	249		87	0	146	16	0	0
Over Votes . . . . .	0		0	0	0	0	0	0
Under Votes . . . . .	6		2	0	4	0	0	0

MIAMI: AUTHORIZING GEN OBLIGATION BONDS

Vote for 1								
For Bonds . . . . .	155	66.52	58	0	91	6	0	0
Against Bonds . . . . .	78	33.48	27	0	43	8	0	0
Total . . . . .	233		85	0	134	14	0	0
Over Votes . . . . .	1		0	0	1	0	0	0
Under Votes . . . . .	21		4	0	15	2	0	0

MIAMI: CHARTER AMEND, ALGD BAYSHORE LEASE

Vote for 1								
Yes/Sø/Wi . . . . .	172	72.88	65	0	103	4	0	0
No/No/Non . . . . .	64	27.12	21	0	33	10	0	0
Total . . . . .	236		86	0	136	14	0	0
Over Votes . . . . .	0		0	0	0	0	0	0
Under Votes . . . . .	19		3	0	14	2	0	0

MIAMI: CHARTER AMEND, OAIG UNCLASS SERVICE

Vote for 1								
Yes/Sø/Wi . . . . .	154	71.30	57	0	88	9	0	0
No/No/Non . . . . .	62	28.70	20	0	38	4	0	0
Total . . . . .	216		77	0	126	13	0	0
Over Votes . . . . .	0		0	0	0	0	0	0
Under Votes . . . . .	39		12	0	24	3	0	0

MIAMI: CHARTER AMEND, IAG EMPLOYEES

Vote for 1								
Yes/Sø/Wi . . . . .	149	67.73	59	0	82	8	0	0
No/No/Non . . . . .	71	32.27	21	0	44	6	0	0
Total . . . . .	220		80	0	126	14	0	0
Over Votes . . . . .	0		0	0	0	0	0	0
Under Votes . . . . .	35		9	0	24	2	0	0



MIAMI

Fall Municipal Election  
November 7, 2017  
Miami-Dade County, FL

OFFICIAL RESULTS

Run Date:11/10/17 10:28 AM

Report EL30A Page 5220-02

5220 PRECINCT 522.0

MIAMI: CHARTER AMEND, FILL VACANCY

	TOTAL VOTES	%	ED OSS	ED IVO	VBM	EV OSS	EV IVO	PROV
Vote for 1								
Yes/Sp/Wi . . . . .	167	74.22	61	0	99	7	0	0
No/No/Non . . . . .	58	25.78	20	0	31	7	0	0
Total . . . . .	225		81	0	130	14	0	0
Over Votes . . . . .	0		0	0	0	0	0	0
Under Votes . . . . .	30		8	0	20	2	0	0

MIAMI

Fall Municipal Election  
November 7, 2017  
Miami-Dade County, FL

OFFICIAL RESULTS

Run Date:11/10/17 10:28 AM

Report EL30A Page 5230-01

5230 PRECINCT 523.0

	TOTAL VOTES	%	ED OSS	ED IVO	VBM	EV OSS	EV IVO	PROV
REGISTERED VOTERS - TOTAL . . . . .	1,212							
BALLOTS CAST - TOTAL . . . . .	87		24	1	51	11	0	0
VOTER TURNOUT - TOTAL . . . . .		7.18						

MIAMI: MAYOR

Vote for 1								
Williams Alfred Armbrister Sr. . . . .	8	9.30	3	0	5	0	0	0
Christian Canache. . . . .	1	1.16	0	0	1	0	0	0
Cynthia Jaquith . . . . .	5	5.81	0	0	4	1	0	0
Francis X. Suarez. . . . .	72	83.72	21	1	41	9	0	0
Total . . . . .	86		24	1	51	10	0	0
Over Votes . . . . .	0		0	0	0	0	0	0
Under Votes . . . . .	1		0	0	0	1	0	0

MIAMI: AUTHORIZING GEN OBLIGATION BONDS

Vote for 1								
For Bonds . . . . .	57	72.15	14	0	38	5	0	0
Against Bonds . . . . .	22	27.85	6	1	10	5	0	0
Total . . . . .	79		20	1	48	10	0	0
Over Votes . . . . .	0		0	0	0	0	0	0
Under Votes . . . . .	8		4	0	3	1	0	0

MIAMI: CHARTER AMEND, ALGD BAYSHORE LEASE

Vote for 1								
Yes/Sø/Wi . . . . .	52	69.33	14	0	32	6	0	0
No/No/Non . . . . .	23	30.67	5	1	13	4	0	0
Total . . . . .	75		19	1	45	10	0	0
Over Votes . . . . .	0		0	0	0	0	0	0
Under Votes . . . . .	12		5	0	6	1	0	0

MIAMI: CHARTER AMEND, OAIG UNCLASS SERVICE

Vote for 1								
Yes/Sø/Wi . . . . .	47	64.38	11	1	30	5	0	0
No/No/Non . . . . .	26	35.62	5	0	17	4	0	0
Total . . . . .	73		16	1	47	9	0	0
Over Votes . . . . .	0		0	0	0	0	0	0
Under Votes . . . . .	14		8	0	4	2	0	0

MIAMI: CHARTER AMEND, IAG EMPLOYEES

Vote for 1								
Yes/Sø/Wi . . . . .	48	66.67	12	0	31	5	0	0
No/No/Non . . . . .	24	33.33	4	1	15	4	0	0
Total . . . . .	72		16	1	46	9	0	0
Over Votes . . . . .	0		0	0	0	0	0	0
Under Votes . . . . .	15		8	0	5	2	0	0

MIAMI

Fall Municipal Election  
November 7, 2017  
Miami-Dade County, FL

OFFICIAL RESULTS

Run Date:11/10/17 10:28 AM

Report EL30A Page 5230-02

5230 PRECINCT 523.0

MIAMI: CHARTER AMEND, FILL VACANCY

	TOTAL VOTES	%	ED OSS	ED IVO	VBM	EV OSS	EV IVO	PROV
Vote for 1								
Yes/Sp/Wi . . . . .	48	64.86	10	1	32	5	0	0
No/No/Non . . . . .	26	35.14	7	0	15	4	0	0
Total . . . . .	74		17	1	47	9	0	0
Over Votes . . . . .	0		0	0	0	0	0	0
Under Votes . . . . .	13		7	0	4	2	0	0

5240 PRECINCT 524.0

	TOTAL VOTES	%	ED OSS	ED IVO	VBM	EV OSS	EV IVO	PROV
REGISTERED VOTERS - TOTAL . . . . .	1,592							
BALLOTS CAST - TOTAL . . . . .	269							
VOTER TURNOUT - TOTAL . . . . .		16.90						

MIAMI: MAYOR

Vote for 1								
Williams Alfred Armbrister Sr. . . . .	23	8.75	11	0	8	4	0	0
Christian Canache. . . . .	7	2.66	3	0	2	2	0	0
Cynthia Jaquith . . . . .	19	7.22	8	0	8	3	0	0
Francis X. Suarez. . . . .	214	81.37	86	0	95	33	0	0
Total . . . . .	263		108	0	113	42	0	0
Over Votes . . . . .	0		0	0	0	0	0	0
Under Votes . . . . .	6		3	0	3	0	0	0

MIAMI: COMMISSIONER - DISTRICT 3

Vote for 1								
Zoraida A. Barreiro . . . . .	25	9.43	8	0	16	1	0	0
Joe Carollo. . . . .	30	11.32	10	0	14	6	0	0
Alex Dominguez. . . . .	23	8.68	12	0	10	1	0	0
Alfonso "Alfie" Leon. . . . .	96	36.23	49	0	33	14	0	0
Tomas Regalado. . . . .	63	23.77	19	0	33	11	0	0
Miguel Soliman. . . . .	5	1.89	4	0	1	0	0	0
Jose Suarez. . . . .	23	8.68	9	0	5	9	0	0
Total . . . . .	265		111	0	112	42	0	0
Over Votes . . . . .	0		0	0	0	0	0	0
Under Votes . . . . .	4		0	0	4	0	0	0

MIAMI: AUTHORIZING GEN OBLIGATION BONDS

Vote for 1								
For Bonds . . . . .	134	51.54	63	0	47	24	0	0
Against Bonds . . . . .	126	48.46	46	0	62	18	0	0
Total . . . . .	260		109	0	109	42	0	0
Over Votes . . . . .	0		0	0	0	0	0	0
Under Votes . . . . .	9		2	0	7	0	0	0

MIAMI: CHARTER AMEND, ALGD BAYSHORE LEASE

Vote for 1								
Yes/Sp/Wi . . . . .	180	69.77	78	0	71	31	0	0
No/No/Non . . . . .	78	30.23	31	0	36	11	0	0
Total . . . . .	258		109	0	107	42	0	0
Over Votes . . . . .	0		0	0	0	0	0	0
Under Votes . . . . .	11		2	0	9	0	0	0

MIAMI

Fall Municipal Election  
November 7, 2017  
Miami-Dade County, FL

OFFICIAL RESULTS

Run Date:11/10/17 10:28 AM

Report EL30A Page 5240-02

5240 PRECINCT 524.0

	TOTAL VOTES	%	ED OSS	ED IVO	VBM	EV OSS	EV IVO	PROV
MIAMI: CHARTER AMEND, OAIG UNCLASS SERVICE								
Vote for 1								
Yes/Sq/Wi . . . . .	192	79.67	83	0	78	31	0	0
No/No/Non . . . . .	49	20.33	20	0	22	7	0	0
Total . . . . .	241		103	0	100	38	0	0
Over Votes . . . . .	1		0	0	1	0	0	0
Under Votes . . . . .	27		8	0	15	4	0	0
MIAMI: CHARTER AMEND, IAG EMPLOYEES								
Vote for 1								
Yes/Sq/Wi . . . . .	187	77.27	87	0	70	30	0	0
No/No/Non . . . . .	55	22.73	16	0	31	8	0	0
Total . . . . .	242		103	0	101	38	0	0
Over Votes . . . . .	0		0	0	0	0	0	0
Under Votes . . . . .	27		8	0	15	4	0	0
MIAMI: CHARTER AMEND, FILL VACANCY								
Vote for 1								
Yes/Sq/Wi . . . . .	160	65.84	70	0	65	25	0	0
No/No/Non . . . . .	83	34.16	34	0	36	13	0	0
Total . . . . .	243		104	0	101	38	0	0
Over Votes . . . . .	0		0	0	0	0	0	0
Under Votes . . . . .	26		7	0	15	4	0	0

MIAMI

Fall Municipal Election  
November 7, 2017  
Miami-Dade County, FL

OFFICIAL RESULTS

Run Date:11/10/17 10:28 AM

Report EL30A Page 5260-01

5260 PRECINCT 526.0

	TOTAL VOTES	%	ED OSS	ED IVO	VBM	EV OSS	EV IVO	PROV
REGISTERED VOTERS - TOTAL . . . . .	609							
BALLOTS CAST - TOTAL . . . . .	53		9	0	42	2	0	0
VOTER TURNOUT - TOTAL . . . . .		8.70						

MIAMI: MAYOR  
Vote for 1

Williams Alfred Armbrister Sr. . . . .	1	1.89	1	0	0	0	0	0
Christian Canache. . . . .	1	1.89	0	0	1	0	0	0
Cynthia Jaquith . . . . .	2	3.77	0	0	2	0	0	0
Francis X. Suarez. . . . .	49	92.45	8	0	39	2	0	0
Total . . . . .	53		9	0	42	2	0	0
Over Votes . . . . .	0		0	0	0	0	0	0
Under Votes . . . . .	0		0	0	0	0	0	0

MIAMI: AUTHORIZING GEN OBLIGATION BONDS  
Vote for 1

For Bonds . . . . .	22	44.90	6	0	16	0	0	0
Against Bonds . . . . .	27	55.10	3	0	22	2	0	0
Total . . . . .	49		9	0	38	2	0	0
Over Votes . . . . .	0		0	0	0	0	0	0
Under Votes . . . . .	4		0	0	4	0	0	0

MIAMI: CHARTER AMEND, ALGD BAYSHORE LEASE  
Vote for 1

Yes/Sp/Wi . . . . .	37	77.08	9	0	26	2	0	0
No/No/Non . . . . .	11	22.92	0	0	11	0	0	0
Total . . . . .	48		9	0	37	2	0	0
Over Votes . . . . .	0		0	0	0	0	0	0
Under Votes . . . . .	5		0	0	5	0	0	0

MIAMI: CHARTER AMEND, OAIG UNCLASS SERVICE  
Vote for 1

Yes/Sp/Wi . . . . .	29	65.91	7	0	22	0	0	0
No/No/Non . . . . .	15	34.09	1	0	12	2	0	0
Total . . . . .	44		8	0	34	2	0	0
Over Votes . . . . .	0		0	0	0	0	0	0
Under Votes . . . . .	9		1	0	8	0	0	0

MIAMI: CHARTER AMEND, IAG EMPLOYEES  
Vote for 1

Yes/Sp/Wi . . . . .	29	72.50	6	0	22	1	0	0
No/No/Non . . . . .	11	27.50	2	0	8	1	0	0
Total . . . . .	40		8	0	30	2	0	0
Over Votes . . . . .	0		0	0	0	0	0	0
Under Votes . . . . .	13		1	0	12	0	0	0

MIAMI

Fall Municipal Election  
November 7, 2017  
Miami-Dade County, FL

OFFICIAL RESULTS

Run Date:11/10/17 10:28 AM

Report EL30A Page 5260-02

5260 PRECINCT 526.0

	TOTAL VOTES	%	ED OSS	ED IVO	VBM	EV OSS	EV IVO	PROV
MIAMI: CHARTER AMEND, FILL VACANCY								
Vote for 1								
Yes/Sp/Wi . . . . .	29	64.44	5	0	24	0	0	0
No/No/Non . . . . .	16	35.56	3	0	11	2	0	0
Total . . . . .	45		8	0	35	2	0	0
Over Votes . . . . .	0		0	0	0	0	0	0
Under Votes . . . . .	8		1	0	7	0	0	0

MIAMI

Fall Municipal Election  
November 7, 2017  
Miami-Dade County, FL

OFFICIAL RESULTS

Run Date:11/10/17 10:28 AM

Report EL30A Page 5270-01

5270 PRECINCT 527.0

	TOTAL VOTES	%	ED OSS	ED IVO	VBM	EV OSS	EV IVO	PROV
REGISTERED VOTERS - TOTAL . . . . .	343							
BALLOTS CAST - TOTAL . . . . .	15		5	0	6	4	0	0
VOTER TURNOUT - TOTAL . . . . .		4.37						

MIAMI: MAYOR

Vote for 1								
Williams Alfred Armbrister Sr. . . . .	0		0	0	0	0	0	0
Christian Canache . . . . .	0		0	0	0	0	0	0
Cynthia Jaquith . . . . .	0		0	0	0	0	0	0
Francis X. Suarez . . . . .	15	100.00	5	0	6	4	0	0
Total . . . . .	15		5	0	6	4	0	0
Over Votes . . . . .	0		0	0	0	0	0	0
Under Votes . . . . .	0		0	0	0	0	0	0

MIAMI: AUTHORIZING GEN OBLIGATION BONDS

Vote for 1								
For Bonds . . . . .	9	64.29	4	0	2	3	0	0
Against Bonds . . . . .	5	35.71	1	0	4	0	0	0
Total . . . . .	14		5	0	6	3	0	0
Over Votes . . . . .	0		0	0	0	0	0	0
Under Votes . . . . .	1		0	0	0	1	0	0

MIAMI: CHARTER AMEND, ALGD BAYSHORE LEASE

Vote for 1								
Yes/Sp/Wi . . . . .	8	57.14	3	0	3	2	0	0
No/No/Non . . . . .	6	42.86	2	0	3	1	0	0
Total . . . . .	14		5	0	6	3	0	0
Over Votes . . . . .	0		0	0	0	0	0	0
Under Votes . . . . .	1		0	0	0	1	0	0

MIAMI: CHARTER AMEND, OAIG UNCLASS SERVICE

Vote for 1								
Yes/Sp/Wi . . . . .	8	57.14	3	0	3	2	0	0
No/No/Non . . . . .	6	42.86	2	0	3	1	0	0
Total . . . . .	14		5	0	6	3	0	0
Over Votes . . . . .	0		0	0	0	0	0	0
Under Votes . . . . .	1		0	0	0	1	0	0

MIAMI: CHARTER AMEND, IAG EMPLOYEES

Vote for 1								
Yes/Sp/Wi . . . . .	10	71.43	5	0	3	2	0	0
No/No/Non . . . . .	4	28.57	0	0	3	1	0	0
Total . . . . .	14		5	0	6	3	0	0
Over Votes . . . . .	0		0	0	0	0	0	0
Under Votes . . . . .	1		0	0	0	1	0	0



MIAMI

Fall Municipal Election  
November 7, 2017  
Miami-Dade County, FL

OFFICIAL RESULTS

Run Date:11/10/17 10:28 AM

Report EL30A Page 5270-02

5270 PRECINCT 527.0

	TOTAL VOTES	%	ED OSS	ED IVO	VBM	EV OSS	EV IVO	PROV
MIAMI: CHARTER AMEND, FILL VACANCY								
Vote for 1								
Yes/So/Wi . . . . .	9	64.29	4	0	3	2	0	0
No/No/Non . . . . .	5	35.71	1	0	3	1	0	0
Total . . . . .	14		5	0	6	3	0	0
Over Votes . . . . .	0		0	0	0	0	0	0
Under Votes . . . . .	1		0	0	0	1	0	0

	TOTAL VOTES	%	ED OSS	ED IVO	VBM	EV OSS	EV IVO	PROV
REGISTERED VOTERS - TOTAL . . . . .	1,313							
BALLOTS CAST - TOTAL . . . . .	104		34	0	54	16	0	0
VOTER TURNOUT - TOTAL . . . . .		7.92						

MIAMI: MAYOR  
 Vote for 1

Williams Alfred Armbrister Sr. . . . .	2	1.98	1	0	0	1	0	0
Christian Canache. . . . .	2	1.98	1	0	1	0	0	0
Cynthia Jaquith . . . . .	7	6.93	4	0	2	1	0	0
Francis X. Suarez. . . . .	90	89.11	27	0	50	13	0	0
Total . . . . .	101		33	0	53	15	0	0
Over Votes . . . . .	0		0	0	0	0	0	0
Under Votes . . . . .	3		1	0	1	1	0	0

MIAMI: AUTHORIZING GEN OBLIGATION BONDS  
 Vote for 1

For Bonds . . . . .	58	63.04	20	0	29	9	0	0
Against Bonds . . . . .	34	36.96	10	0	19	5	0	0
Total . . . . .	92		30	0	48	14	0	0
Over Votes . . . . .	0		0	0	0	0	0	0
Under Votes . . . . .	12		4	0	6	2	0	0

MIAMI: CHARTER AMEND, ALGD BAYSHORE LEASE  
 Vote for 1

Yes/Sp/Wi . . . . .	59	65.56	21	0	32	6	0	0
No/No/Non . . . . .	31	34.44	7	0	17	7	0	0
Total . . . . .	90		28	0	49	13	0	0
Over Votes . . . . .	0		0	0	0	0	0	0
Under Votes . . . . .	14		6	0	5	3	0	0

MIAMI: CHARTER AMEND, OAIG UNCLASS SERVICE  
 Vote for 1

Yes/Sp/Wi . . . . .	62	72.09	19	0	34	9	0	0
No/No/Non . . . . .	24	27.91	8	0	13	3	0	0
Total . . . . .	86		27	0	47	12	0	0
Over Votes . . . . .	0		0	0	0	0	0	0
Under Votes . . . . .	18		7	0	7	4	0	0

MIAMI: CHARTER AMEND, IAG EMPLOYEES  
 Vote for 1

Yes/Sp/Wi . . . . .	65	74.71	23	0	37	5	0	0
No/No/Non . . . . .	22	25.29	4	0	11	7	0	0
Total . . . . .	87		27	0	48	12	0	0
Over Votes . . . . .	0		0	0	0	0	0	0
Under Votes . . . . .	17		7	0	6	4	0	0

MIAMI

Fall Municipal Election  
November 7, 2017  
Miami-Dade County, FL

OFFICIAL RESULTS

Run Date:11/10/17 10:28 AM

Report EL30A Page 5280-02

5280 PRECINCT 528.0

	TOTAL VOTES	%	ED OSS	ED IVO	VBM	EV OSS	EV IVO	PROV
MIAMI: CHARTER AMEND, FILL VACANCY								
Vote for 1								
Yes/Sp/Wi . . . . .	59	67.05	21	0	31	7	0	0
No/No/Non . . . . .	29	32.95	6	0	17	6	0	0
Total . . . . .	88		27	0	48	13	0	0
Over Votes . . . . .	0		0	0	0	0	0	0
Under Votes . . . . .	16		7	0	6	3	0	0

5290 PRECINCT 529.0

	TOTAL VOTES	%	ED OSS	ED IVO	VBM	EV OSS	EV IVO	PROV
REGISTERED VOTERS - TOTAL . . . . .	3,270							
BALLOTS CAST - TOTAL . . . . .	190		41	0	120	29	0	0
VOTER TURNOUT - TOTAL . . . . .		5.81						

MIAMI: MAYOR  
 Vote for 1

Williams Alfred Armbrister Sr. . . . .	9	4.89	1	0	7	1	0	0
Christian Canache . . . . .	4	2.17	0	0	3	1	0	0
Cynthia Jaquith . . . . .	13	7.07	2	0	9	2	0	0
Francis X. Suarez. . . . .	158	85.87	36	0	97	25	0	0
Total . . . . .	184		39	0	116	29	0	0
Over Votes . . . . .	2		0	0	2	0	0	0
Under Votes . . . . .	4		2	0	2	0	0	0

MIAMI: AUTHORIZING GEN OBLIGATION BONDS  
 Vote for 1

For Bonds . . . . .	105	61.76	19	0	71	15	0	0
Against Bonds . . . . .	65	38.24	17	0	36	12	0	0
Total . . . . .	170		36	0	107	27	0	0
Over Votes . . . . .	0		0	0	0	0	0	0
Under Votes . . . . .	20		5	0	13	2	0	0

MIAMI: CHARTER AMEND, ALGD BAYSHORE LEASE  
 Vote for 1

Yes/Sø/Wi . . . . .	107	63.31	18	0	76	13	0	0
No/No/Non . . . . .	62	36.69	14	0	35	13	0	0
Total . . . . .	169		32	0	111	26	0	0
Over Votes . . . . .	0		0	0	0	0	0	0
Under Votes . . . . .	21		9	0	9	3	0	0

MIAMI: CHARTER AMEND, OAIG UNCLASS SERVICE  
 Vote for 1

Yes/Sø/Wi . . . . .	108	65.85	18	0	75	15	0	0
No/No/Non . . . . .	56	34.15	14	0	31	11	0	0
Total . . . . .	164		32	0	106	26	0	0
Over Votes . . . . .	0		0	0	0	0	0	0
Under Votes . . . . .	26		9	0	14	3	0	0

MIAMI: CHARTER AMEND, IAG EMPLOYEES  
 Vote for 1

Yes/Sø/Wi . . . . .	116	70.30	20	0	78	18	0	0
No/No/Non . . . . .	49	29.70	12	0	29	8	0	0
Total . . . . .	165		32	0	107	26	0	0
Over Votes . . . . .	0		0	0	0	0	0	0
Under Votes . . . . .	25		9	0	13	3	0	0

MIAMI

Fall Municipal Election  
November 7, 2017  
Miami-Dade County, FL

OFFICIAL RESULTS

Run Date:11/10/17 10:28 AM

Report EL30A Page 5290-02

5290 PRECINCT 529.0

	TOTAL VOTES	%	ED OSS	ED IVO	VBM	EV OSS	EV IVO	PROV
MIAMI: CHARTER AMEND, FILL VACANCY								
Vote for 1								
Yes/Sp/Wi . . . . .	108	65.45	24	0	66	18	0	0
No/No/Non . . . . .	57	34.55	9	0	40	8	0	0
Total . . . . .	165		33	0	106	26	0	0
Over Votes . . . . .	0		0	0	0	0	0	0
Under Votes . . . . .	25		8	0	14	3	0	0

	TOTAL VOTES	%	ED OSS	ED IVO	VBM	EV OSS	EV IVO	PROV
REGISTERED VOTERS - TOTAL . . . . .	354							
BALLOTS CAST - TOTAL . . . . .	64		28	0	33	3	0	0
VOTER TURNOUT - TOTAL . . . . .		18.08						
MIAMI: MAYOR								
Vote for 1								
Williams Alfred Armbrister Sr. . . . .	6	9.52	2	0	4	0	0	0
Christian Canache. . . . .	6	9.52	1	0	5	0	0	0
Cynthia Jaquith . . . . .	6	9.52	3	0	3	0	0	0
Francis X. Suarez. . . . .	45	71.43	21	0	21	3	0	0
Total . . . . .	63		27	0	33	3	0	0
Over Votes . . . . .	0		0	0	0	0	0	0
Under Votes . . . . .	1		1	0	0	0	0	0
MIAMI: AUTHORIZING GEN OBLIGATION BONDS								
Vote for 1								
For Bonds . . . . .	38	59.38	21	0	14	3	0	0
Against Bonds . . . . .	26	40.63	7	0	19	0	0	0
Total . . . . .	64		28	0	33	3	0	0
Over Votes . . . . .	0		0	0	0	0	0	0
Under Votes . . . . .	0		0	0	0	0	0	0
MIAMI: CHARTER AMEND, ALGD BAYSHORE LEASE								
Vote for 1								
Yes/Sp/Wi . . . . .	42	65.63	20	0	20	2	0	0
No/No/Non . . . . .	22	34.38	8	0	13	1	0	0
Total . . . . .	64		28	0	33	3	0	0
Over Votes . . . . .	0		0	0	0	0	0	0
Under Votes . . . . .	0		0	0	0	0	0	0
MIAMI: CHARTER AMEND, OAIG UNCLASS SERVICE								
Vote for 1								
Yes/Sp/Wi . . . . .	48	81.36	24	0	22	2	0	0
No/No/Non . . . . .	11	18.64	3	0	7	1	0	0
Total . . . . .	59		27	0	29	3	0	0
Over Votes . . . . .	0		0	0	0	0	0	0
Under Votes . . . . .	5		1	0	4	0	0	0
MIAMI: CHARTER AMEND, IAG EMPLOYEES								
Vote for 1								
Yes/Sp/Wi . . . . .	43	76.79	21	0	20	2	0	0
No/No/Non . . . . .	13	23.21	5	0	7	1	0	0
Total . . . . .	56		26	0	27	3	0	0
Over Votes . . . . .	1		0	0	1	0	0	0
Under Votes . . . . .	7		2	0	5	0	0	0

MIAMI

Fall Municipal Election  
November 7, 2017  
Miami-Dade County, FL

OFFICIAL RESULTS

Run Date:11/10/17 10:28 AM

Report EL30A Page 5300-02

5300 PRECINCT 530.0

	TOTAL VOTES	%	ED OSS	ED IVO	VBM	EV OSS	EV IVO	PROV
MIAMI: CHARTER AMEND, FILL VACANCY								
Vote for 1								
Yes/Sp/Wi . . . . .	30	52.63	17	0	11	2	0	0
No/No/Non . . . . .	27	47.37	9	0	17	1	0	0
Total . . . . .	57		26	0	28	3	0	0
Over Votes . . . . .	0		0	0	0	0	0	0
Under Votes . . . . .	7		2	0	5	0	0	0

Run Date:11/10/17 10:28 AM

Report EL30A Page 5310-01

5310 PRECINCT 531.0

	TOTAL VOTES	%	ED OSS	ED IVO	VBM	EV OSS	EV IVO	PROV
REGISTERED VOTERS - TOTAL . . . . .	2,121							
BALLOTS CAST - TOTAL . . . . .	157		38	0	92	27	0	0
VOTER TURNOUT - TOTAL . . . . .		7.40						

MIAMI: MAYOR

Vote for 1								
Williams Alfred Armbrister Sr. . . . .	10	6.62	1	0	6	3	0	0
Christian Canache. . . . .	3	1.99	0	0	3	0	0	0
Cynthia Jaquith . . . . .	10	6.62	2	0	8	0	0	0
Francis X. Suarez. . . . .	128	84.77	31	0	74	23	0	0
Total . . . . .	151		34	0	91	26	0	0
Over Votes . . . . .	0		0	0	0	0	0	0
Under Votes . . . . .	6		4	0	1	1	0	0

MIAMI: AUTHORIZING GEN OBLIGATION BONDS

Vote for 1								
For Bonds . . . . .	103	68.67	23	0	61	19	0	0
Against Bonds . . . . .	47	31.33	14	0	27	6	0	0
Total . . . . .	150		37	0	88	25	0	0
Over Votes . . . . .	0		0	0	0	0	0	0
Under Votes . . . . .	7		1	0	4	2	0	0

MIAMI: CHARTER AMEND, ALGD BAYSHORE LEASE

Vote for 1								
Yes/Sp/Wi . . . . .	104	70.75	22	0	66	16	0	0
No/No/Non . . . . .	43	29.25	14	0	22	7	0	0
Total . . . . .	147		36	0	88	23	0	0
Over Votes . . . . .	0		0	0	0	0	0	0
Under Votes . . . . .	10		2	0	4	4	0	0

MIAMI: CHARTER AMEND, OAIG UNCLASS SERVICE

Vote for 1								
Yes/Sp/Wi . . . . .	99	68.75	24	0	55	20	0	0
No/No/Non . . . . .	45	31.25	12	0	28	5	0	0
Total . . . . .	144		36	0	83	25	0	0
Over Votes . . . . .	0		0	0	0	0	0	0
Under Votes . . . . .	13		2	0	9	2	0	0

MIAMI: CHARTER AMEND, IAG EMPLOYEES

Vote for 1								
Yes/Sp/Wi . . . . .	104	71.23	26	0	61	17	0	0
No/No/Non . . . . .	42	28.77	10	0	25	7	0	0
Total . . . . .	146		36	0	86	24	0	0
Over Votes . . . . .	0		0	0	0	0	0	0
Under Votes . . . . .	11		2	0	6	3	0	0



MIAMI

Fall Municipal Election  
November 7, 2017  
Miami-Dade County, FL

OFFICIAL RESULTS

Run Date:11/10/17 10:28 AM

Report EL30A Page 5310-02

5310 PRECINCT 531.0

MIAMI: CHARTER AMEND, FILL VACANCY

	TOTAL VOTES	%	ED OSS	ED IVO	VBM	EV OSS	EV IVO	PROV
Vote for 1								
Yes/Sp/Wi . . . . .	92	62.59	21	0	59	12	0	0
No/No/Non . . . . .	55	37.41	15	0	27	13	0	0
Total . . . . .	147		36	0	86	25	0	0
Over Votes . . . . .	0		0	0	0	0	0	0
Under Votes . . . . .	10		2	0	6	2	0	0

MIAMI

Fall Municipal Election  
November 7, 2017  
Miami-Dade County, FL

OFFICIAL RESULTS

Run Date:11/10/17 10:28 AM

Report EL30A Page 5311-01

5311 PRECINCT 531.1

	TOTAL VOTES	%	ED OSS	ED IVO	VBM	EV OSS	EV IVO	PROV
REGISTERED VOTERS - TOTAL . . . . .	255							
BALLOTS CAST - TOTAL . . . . .	13							
VOTER TURNOUT - TOTAL . . . . .		5.10	1	0	6	6	0	0

MIAMI: MAYOR

Vote for 1								
Williams Alfred Armbrister Sr. . . . .	2	16.67	1	0	1	0	0	0
Christian Canache . . . . .	3	25.00	0	0	2	1	0	0
Cynthia Jaquith . . . . .	3	25.00	0	0	1	2	0	0
Francis X. Suarez . . . . .	4	33.33	0	0	2	2	0	0
Total . . . . .	12		1	0	6	5	0	0
Over Votes . . . . .	0		0	0	0	0	0	0
Under Votes . . . . .	1		0	0	0	1	0	0

MIAMI: AUTHORIZING GEN OBLIGATION BONDS

Vote for 1								
For Bonds . . . . .	9	75.00	1	0	4	4	0	0
Against Bonds . . . . .	3	25.00	0	0	2	1	0	0
Total . . . . .	12		1	0	6	5	0	0
Over Votes . . . . .	0		0	0	0	0	0	0
Under Votes . . . . .	1		0	0	0	1	0	0

MIAMI: CHARTER AMEND, ALGD BAYSHORE LEASE

Vote for 1								
Yes/Sp/Wi . . . . .	7	63.64	1	0	3	3	0	0
No/No/Non . . . . .	4	36.36	0	0	2	2	0	0
Total . . . . .	11		1	0	5	5	0	0
Over Votes . . . . .	0		0	0	0	0	0	0
Under Votes . . . . .	2		0	0	1	1	0	0

MIAMI: CHARTER AMEND, OAIG UNCLASS SERVICE

Vote for 1								
Yes/Sp/Wi . . . . .	8	88.89	0	0	3	5	0	0
No/No/Non . . . . .	1	11.11	0	0	1	0	0	0
Total . . . . .	9		0	0	4	5	0	0
Over Votes . . . . .	0		0	0	0	0	0	0
Under Votes . . . . .	4		1	0	2	1	0	0

MIAMI: CHARTER AMEND, IAG EMPLOYEES

Vote for 1								
Yes/Sp/Wi . . . . .	7	77.78	0	0	3	4	0	0
No/No/Non . . . . .	2	22.22	0	0	1	1	0	0
Total . . . . .	9		0	0	4	5	0	0
Over Votes . . . . .	0		0	0	0	0	0	0
Under Votes . . . . .	4		1	0	2	1	0	0

MIAMI

Fall Municipal Election  
November 7, 2017  
Miami-Dade County, FL

OFFICIAL RESULTS

Run Date:11/10/17 10:28 AM

Report EL30A Page 5311-02

5311 PRECINCT 531.1

MIAMI: CHARTER AMEND, FILL VACANCY

	TOTAL VOTES	%	ED OSS	ED IVO	VBM	EV OSS	EV IVO	PROV
Vote for 1								
Yes/Sp/Wi . . . . .	10	83.33	1	0	4	5	0	0
No/No/Non . . . . .	2	16.67	0	0	1	1	0	0
Total . . . . .	12		1	0	5	6	0	0
Over Votes . . . . .	0		0	0	0	0	0	0
Under Votes . . . . .	1		0	0	1	0	0	0

MIAMI

Fall Municipal Election  
November 7, 2017  
Miami-Dade County, FL

OFFICIAL RESULTS

Run Date:11/10/17 10:28 AM

Report EL30A Page 5320-01

5320 PRECINCT 532.0

	TOTAL VOTES	%	ED OSS	ED IVO	VBM	EV OSS	EV IVO	PROV
REGISTERED VOTERS - TOTAL . . . . .	678							
BALLOTS CAST - TOTAL . . . . .	127		72	0	40	15	0	0
VOTER TURNOUT - TOTAL . . . . .		18.73						

MIAMI: MAYOR

Vote for 1								
Williams Alfred Armbrister Sr. . . . .	27	23.48	18	0	8	1	0	0
Christian Canache. . . . .	1	.87	0	0	1	0	0	0
Cynthia Jaquith . . . . .	16	13.91	11	0	5	0	0	0
Francis X. Suarez. . . . .	71	61.74	40	0	18	13	0	0
Total . . . . .	115		69	0	32	14	0	0
Over Votes . . . . .	0		0	0	0	0	0	0
Under Votes . . . . .	12		3	0	8	1	0	0

MIAMI: COCONUT GROVE VILLAGE COUNCIL

Vote for 9								
Johannah Brown. . . . .	59	9.46	33	0	17	9	0	0
Rachel Cardello . . . . .	42	6.73	20	0	13	9	0	0
Steven Dloogoff . . . . .	50	8.01	25	0	13	12	0	0
Sacha DuBearn . . . . .	19	3.04	10	0	8	1	0	0
Zachary Elliott . . . . .	40	6.41	18	0	19	3	0	0
Greg Eversole . . . . .	21	3.37	11	0	9	1	0	0
Marcelo Fernandes. . . . .	33	5.29	17	0	8	8	0	0
Ijamyn Gray. . . . .	37	5.93	25	0	5	7	0	0
Eduardo Nagy . . . . .	17	2.72	7	0	9	1	0	0
Courtney Omega. . . . .	52	8.33	36	0	11	5	0	0
Susanne Larissa Ozols . . . . .	35	5.61	21	0	7	7	0	0
Henry "Hank" Sanchez-Resnik . . . . .	45	7.21	22	0	13	10	0	0
Thaddeus G. Scott. . . . .	66	10.58	37	0	20	9	0	0
Jodi L. Strang. . . . .	24	3.85	13	0	7	4	0	0
Linda Williams. . . . .	84	13.46	50	0	21	13	0	0
Total . . . . .	624		345	0	180	99	0	0
Over Votes . . . . .	0		0	0	0	0	0	0
Under Votes . . . . .	519		303	0	180	36	0	0

MIAMI: AUTHORIZING GEN OBLIGATION BONDS

Vote for 1								
For Bonds . . . . .	74	62.71	40	0	23	11	0	0
Against Bonds . . . . .	44	37.29	26	0	14	4	0	0
Total . . . . .	118		66	0	37	15	0	0
Over Votes . . . . .	1		1	0	0	0	0	0
Under Votes . . . . .	8		5	0	3	0	0	0

MIAMI

Fall Municipal Election  
November 7, 2017  
Miami-Dade County, FL

OFFICIAL RESULTS

Run Date:11/10/17 10:28 AM

Report EL30A Page 5320-02

5320 PRECINCT 532.0

	TOTAL VOTES	%	ED OSS	ED IVO	VBM	EV OSS	EV IVO	PROV
MIAMI: CHARTER AMEND, ALGD BAYSHORE LEASE								
Vote for 1								
Yes/Sp/Wi . . . . .	71	58.68	34	0	26	11	0	0
No/No/Non . . . . .	50	41.32	34	0	12	4	0	0
Total . . . . .	121		68	0	38	15	0	0
Over Votes . . . . .	0		0	0	0	0	0	0
Under Votes . . . . .	6		4	0	2	0	0	0
MIAMI: CHARTER AMEND, OAIG UNCLASS SERVICE								
Vote for 1								
Yes/Sp/Wi . . . . .	92	82.14	48	0	30	14	0	0
No/No/Non . . . . .	20	17.86	14	0	5	1	0	0
Total . . . . .	112		62	0	35	15	0	0
Over Votes . . . . .	0		0	0	0	0	0	0
Under Votes . . . . .	15		10	0	5	0	0	0
MIAMI: CHARTER AMEND, IAG EMPLOYEES								
Vote for 1								
Yes/Sp/Wi . . . . .	83	75.45	45	0	25	13	0	0
No/No/Non . . . . .	27	24.55	17	0	9	1	0	0
Total . . . . .	110		62	0	34	14	0	0
Over Votes . . . . .	0		0	0	0	0	0	0
Under Votes . . . . .	17		10	0	6	1	0	0
MIAMI: CHARTER AMEND, FILL VACANCY								
Vote for 1								
Yes/Sp/Wi . . . . .	71	63.96	38	0	24	9	0	0
No/No/Non . . . . .	40	36.04	26	0	9	5	0	0
Total . . . . .	111		64	0	33	14	0	0
Over Votes . . . . .	0		0	0	0	0	0	0
Under Votes . . . . .	16		8	0	7	1	0	0

	TOTAL VOTES	%	ED OSS	ED IVO	VBM	EV OSS	EV IVO	PROV
REGISTERED VOTERS - TOTAL . . . . .	2,086							
BALLOTS CAST - TOTAL . . . . .	171		81	1	73	16	0	0
VOTER TURNOUT - TOTAL . . . . .		8.20						
MIAMI: MAYOR								
Vote for 1								
Williams Alfred Armbrister Sr. . . . .	19	11.38	7	0	10	2	0	0
Christian Canache. . . . .	2	1.20	1	0	1	0	0	0
Cynthia Jaquith . . . . .	16	9.58	9	0	5	2	0	0
Francis X. Suarez. . . . .	130	77.84	61	1	56	12	0	0
Total . . . . .	167		78	1	72	16	0	0
Over Votes . . . . .	1		1	0	0	0	0	0
Under Votes . . . . .	3		2	0	1	0	0	0
MIAMI: AUTHORIZING GEN OBLIGATION BONDS								
Vote for 1								
For Bonds . . . . .	114	75.50	54	1	46	13	0	0
Against Bonds . . . . .	37	24.50	15	0	21	1	0	0
Total . . . . .	151		69	1	67	14	0	0
Over Votes . . . . .	0		0	0	0	0	0	0
Under Votes . . . . .	20		12	0	6	2	0	0
MIAMI: CHARTER AMEND, ALGD BAYSHORE LEASE								
Vote for 1								
Yes/Sp/Wi . . . . .	98	67.12	40	0	47	11	0	0
No/No/Non . . . . .	48	32.88	27	0	19	2	0	0
Total . . . . .	146		67	0	66	13	0	0
Over Votes . . . . .	0		0	0	0	0	0	0
Under Votes . . . . .	25		14	1	7	3	0	0
MIAMI: CHARTER AMEND, OAIG UNCLASS SERVICE								
Vote for 1								
Yes/Sp/Wi . . . . .	107	75.89	50	1	44	12	0	0
No/No/Non . . . . .	34	24.11	15	0	17	2	0	0
Total . . . . .	141		65	1	61	14	0	0
Over Votes . . . . .	0		0	0	0	0	0	0
Under Votes . . . . .	30		16	0	12	2	0	0
MIAMI: CHARTER AMEND, IAG EMPLOYEES								
Vote for 1								
Yes/Sp/Wi . . . . .	105	74.47	52	1	41	11	0	0
No/No/Non . . . . .	36	25.53	14	0	19	3	0	0
Total . . . . .	141		66	1	60	14	0	0
Over Votes . . . . .	0		0	0	0	0	0	0
Under Votes . . . . .	30		15	0	13	2	0	0

MIAMI

Fall Municipal Election  
November 7, 2017  
Miami-Dade County, FL

OFFICIAL RESULTS

Run Date:11/10/17 10:28 AM

Report EL30A Page 5330-02

5330 PRECINCT 533.0

	TOTAL VOTES	%	ED OSS	ED IVO	VBM	EV OSS	EV IVO	PROV
MIAMI: CHARTER AMEND, FILL VACANCY								
Vote for 1								
Yes/Sp/Wi . . . . .	107	75.35	55	0	42	10	0	0
No/No/Non . . . . .	35	24.65	13	1	18	3	0	0
Total . . . . .	142		68	1	60	13	0	0
Over Votes . . . . .	0		0	0	0	0	0	0
Under Votes . . . . .	29		13	0	13	3	0	0

Run Date:11/10/17 10:28 AM

5331 PRECINCT 533.1

	TOTAL VOTES	%	ED OSS	ED IVO	VBM	EV OSS	EV IVO	PROV
REGISTERED VOTERS - TOTAL . . . . .	820							
BALLOTS CAST - TOTAL . . . . .	48		20	0	19	9	0	0
VOTER TURNOUT - TOTAL . . . . .		5.85						

MIAMI: MAYOR

Vote for 1								
Williams Alfred Armbrister Sr. . . . .	3	6.25	1	0	2	0	0	0
Christian Canache. . . . .	3	6.25	1	0	2	0	0	0
Cynthia Jaquith . . . . .	4	8.33	0	0	2	2	0	0
Francis X. Suarez. . . . .	38	79.17	18	0	13	7	0	0
Total . . . . .	48		20	0	19	9	0	0
Over Votes . . . . .	0		0	0	0	0	0	0
Under Votes . . . . .	0		0	0	0	0	0	0

MIAMI: AUTHORIZING GEN OBLIGATION BONDS

Vote for 1								
For Bonds . . . . .	39	81.25	17	0	15	7	0	0
Against Bonds . . . . .	9	18.75	3	0	4	2	0	0
Total . . . . .	48		20	0	19	9	0	0
Over Votes . . . . .	0		0	0	0	0	0	0
Under Votes . . . . .	0		0	0	0	0	0	0

MIAMI: CHARTER AMEND, ALGD BAYSHORE LEASE

Vote for 1								
Yes/Sp/Wi . . . . .	33	73.33	15	0	11	7	0	0
No/No/Non . . . . .	12	26.67	4	0	7	1	0	0
Total . . . . .	45		19	0	18	8	0	0
Over Votes . . . . .	0		0	0	0	0	0	0
Under Votes . . . . .	3		1	0	1	1	0	0

MIAMI: CHARTER AMEND, OAIG UNCLASS SERVICE

Vote for 1								
Yes/Sp/Wi . . . . .	33	73.33	16	0	10	7	0	0
No/No/Non . . . . .	12	26.67	3	0	8	1	0	0
Total . . . . .	45		19	0	18	8	0	0
Over Votes . . . . .	0		0	0	0	0	0	0
Under Votes . . . . .	3		1	0	1	1	0	0

MIAMI: CHARTER AMEND, IAG EMPLOYEES

Vote for 1								
Yes/Sp/Wi . . . . .	33	75.00	16	0	9	8	0	0
No/No/Non . . . . .	11	25.00	2	0	9	0	0	0
Total . . . . .	44		18	0	18	8	0	0
Over Votes . . . . .	0		0	0	0	0	0	0
Under Votes . . . . .	4		2	0	1	1	0	0



MIAMI

Fall Municipal Election  
November 7, 2017  
Miami-Dade County, FL

OFFICIAL RESULTS

Run Date:11/10/17 10:28 AM

Report EL30A Page 5331-02

5331 PRECINCT 533.1

	TOTAL VOTES	%	ED OSS	ED IVO	VBM	EV OSS	EV IVO	PROV
MIAMI: CHARTER AMEND, FILL VACANCY								
Vote for 1								
Yes/Sp/Wi . . . . .	30	66.67	12	0	10	8	0	0
No/No/Non . . . . .	15	33.33	6	0	8	1	0	0
Total . . . . .	45		18	0	18	9	0	0
Over Votes . . . . .	0		0	0	0	0	0	0
Under Votes . . . . .	3		2	0	1	0	0	0

MIAMI

Fall Municipal Election  
November 7, 2017  
Miami-Dade County, FL

OFFICIAL RESULTS

Run Date:11/10/17 10:28 AM

Report EL30A Page 5340-01

5340 PRECINCT 534.0

	TOTAL VOTES	%	ED OSS	ED IVO	VBM	EV OSS	EV IVO	PROV
REGISTERED VOTERS - TOTAL . . . . .	661							
BALLOTS CAST - TOTAL . . . . .	39		22	0	13	4	0	0
VOTER TURNOUT - TOTAL . . . . .		5.90						

MIAMI: MAYOR

Vote for 1								
Williams Alfred Armbrister Sr. . . . .	4	10.81	2	0	1	1	0	0
Christian Canache. . . . .	5	13.51	4	0	1	0	0	0
Cynthia Jaquith . . . . .	2	5.41	2	0	0	0	0	0
Francis X. Suarez. . . . .	26	70.27	12	0	11	3	0	0
Total . . . . .	37		20	0	13	4	0	0
Over Votes . . . . .	0		0	0	0	0	0	0
Under Votes . . . . .	2		2	0	0	0	0	0

MIAMI: AUTHORIZING GEN OBLIGATION BONDS

Vote for 1								
For Bonds . . . . .	32	82.05	19	0	9	4	0	0
Against Bonds . . . . .	7	17.95	3	0	4	0	0	0
Total . . . . .	39		22	0	13	4	0	0
Over Votes . . . . .	0		0	0	0	0	0	0
Under Votes . . . . .	0		0	0	0	0	0	0

MIAMI: CHARTER AMEND, ALGD BAYSHORE LEASE

Vote for 1								
Yes/Sp/Wi . . . . .	31	86.11	16	0	12	3	0	0
No/No/Non . . . . .	5	13.89	3	0	1	1	0	0
Total . . . . .	36		19	0	13	4	0	0
Over Votes . . . . .	0		0	0	0	0	0	0
Under Votes . . . . .	3		3	0	0	0	0	0

MIAMI: CHARTER AMEND, OAIG UNCLASS SERVICE

Vote for 1								
Yes/Sp/Wi . . . . .	33	91.67	20	0	9	4	0	0
No/No/Non . . . . .	3	8.33	0	0	3	0	0	0
Total . . . . .	36		20	0	12	4	0	0
Over Votes . . . . .	0		0	0	0	0	0	0
Under Votes . . . . .	3		2	0	1	0	0	0

MIAMI: CHARTER AMEND, IAG EMPLOYEES

Vote for 1								
Yes/Sp/Wi . . . . .	34	91.89	20	0	10	4	0	0
No/No/Non . . . . .	3	8.11	0	0	3	0	0	0
Total . . . . .	37		20	0	13	4	0	0
Over Votes . . . . .	0		0	0	0	0	0	0
Under Votes . . . . .	2		2	0	0	0	0	0

MIAMI

Fall Municipal Election  
November 7, 2017  
Miami-Dade County, FL

OFFICIAL RESULTS

Run Date:11/10/17 10:28 AM

Report EL30A Page 5340-02

5340 PRECINCT 534.0

	TOTAL VOTES	%	ED OSS	ED IVO	VBM	EV OSS	EV IVO	PROV
MIAMI: CHARTER AMEND, FILL VACANCY								
Vote for 1								
Yes/Sp/Wi . . . . .	20	54.05	15	0	3	2	0	0
No/No/Non . . . . .	17	45.95	6	0	9	2	0	0
Total . . . . .	37		21	0	12	4	0	0
Over Votes . . . . .	0		0	0	0	0	0	0
Under Votes . . . . .	2		1	0	1	0	0	0

	TOTAL VOTES	%	ED OSS	ED IVO	VBM	EV OSS	EV IVO	PROV
REGISTERED VOTERS - TOTAL	900							
BALLOTS CAST - TOTAL	69		24	0	38	7	0	0
VOTER TURNOUT - TOTAL		7.67						
<b>MIAMI: MAYOR</b>								
Vote for 1								
Williams Alfred Armbrister Sr.	3	4.41	1	0	2	0	0	0
Christian Canache.	4	5.88	2	0	2	0	0	0
Cynthia Jaquith	4	5.88	1	0	1	2	0	0
Francis X. Suarez.	57	83.82	20	0	32	5	0	0
Total	68		24	0	37	7	0	0
Over Votes	0		0	0	0	0	0	0
Under Votes	1		0	0	1	0	0	0
<b>MIAMI: AUTHORIZING GEN OBLIGATION BONDS</b>								
Vote for 1								
For Bonds	54	80.60	22	0	27	5	0	0
Against Bonds	13	19.40	2	0	10	1	0	0
Total	67		24	0	37	6	0	0
Over Votes	0		0	0	0	0	0	0
Under Votes	2		0	0	1	1	0	0
<b>MIAMI: CHARTER AMEND, ALGD BAYSHORE LEASE</b>								
Vote for 1								
Yes/Sp/Wi	47	74.60	18	0	27	2	0	0
No/No/Non	16	25.40	4	0	8	4	0	0
Total	63		22	0	35	6	0	0
Over Votes	0		0	0	0	0	0	0
Under Votes	6		2	0	3	1	0	0
<b>MIAMI: CHARTER AMEND, OAIG UNCLASS SERVICE</b>								
Vote for 1								
Yes/Sp/Wi	59	90.77	19	0	35	5	0	0
No/No/Non	6	9.23	3	0	2	1	0	0
Total	65		22	0	37	6	0	0
Over Votes	0		0	0	0	0	0	0
Under Votes	4		2	0	1	1	0	0
<b>MIAMI: CHARTER AMEND, IAG EMPLOYEES</b>								
Vote for 1								
Yes/Sp/Wi	61	93.85	21	0	34	6	0	0
No/No/Non	4	6.15	1	0	3	0	0	0
Total	65		22	0	37	6	0	0
Over Votes	0		0	0	0	0	0	0
Under Votes	4		2	0	1	1	0	0

MIAMI

Fall Municipal Election  
November 7, 2017  
Miami-Dade County, FL

OFFICIAL RESULTS

Run Date:11/10/17 10:28 AM

Report EL30A Page 5341-02

5341 PRECINCT 534.1

MIAMI: CHARTER AMEND, FILL VACANCY

	TOTAL VOTES	%	ED OSS	ED IVO	VBM	EV OSS	EV IVO	PROV
Vote for 1								
Yes/Sp/Wi . . . . .	49	75.38	16	0	27	6	0	0
No/No/Non . . . . .	16	24.62	6	0	10	0	0	0
Total . . . . .	65		22	0	37	6	0	0
Over Votes . . . . .	0		0	0	0	0	0	0
Under Votes . . . . .	4		2	0	1	1	0	0

MIAMI

Fall Municipal Election  
November 7, 2017  
Miami-Dade County, FL

OFFICIAL RESULTS

Run Date:11/10/17 10:28 AM

Report EL30A Page 5342-01

5342 PRECINCT 534.2

	TOTAL VOTES	%	ED OSS	ED IVO	VBM	EV OSS	EV IVO	PROV
REGISTERED VOTERS - TOTAL . . . . .	0							
BALLOTS CAST - TOTAL . . . . .	0		0	0	0	0	0	0
 MIAMI: MAYOR								
Vote for 1								
Williams Alfred Armbrister Sr. . . . .	0		0	0	0	0	0	0
Christian Canache. . . . .	0		0	0	0	0	0	0
Cynthia Jaquith . . . . .	0		0	0	0	0	0	0
Francis X. Suarez. . . . .	0		0	0	0	0	0	0
Over Votes . . . . .	0		0	0	0	0	0	0
Under Votes . . . . .	0		0	0	0	0	0	0
 MIAMI: AUTHORIZING GEN OBLIGATION BONDS								
Vote for 1								
For Bonds . . . . .	0		0	0	0	0	0	0
Against Bonds . . . . .	0		0	0	0	0	0	0
Over Votes . . . . .	0		0	0	0	0	0	0
Under Votes . . . . .	0		0	0	0	0	0	0
 MIAMI: CHARTER AMEND, ALGD BAYSHORE LEASE								
Vote for 1								
Yes/Sp/Wi . . . . .	0		0	0	0	0	0	0
No/No/Non . . . . .	0		0	0	0	0	0	0
Over Votes . . . . .	0		0	0	0	0	0	0
Under Votes . . . . .	0		0	0	0	0	0	0
 MIAMI: CHARTER AMEND, OAIG UNCLASS SERVICE								
Vote for 1								
Yes/Sp/Wi . . . . .	0		0	0	0	0	0	0
No/No/Non . . . . .	0		0	0	0	0	0	0
Over Votes . . . . .	0		0	0	0	0	0	0
Under Votes . . . . .	0		0	0	0	0	0	0
 MIAMI: CHARTER AMEND, IAG EMPLOYEES								
Vote for 1								
Yes/Sp/Wi . . . . .	0		0	0	0	0	0	0
No/No/Non . . . . .	0		0	0	0	0	0	0
Over Votes . . . . .	0		0	0	0	0	0	0
Under Votes . . . . .	0		0	0	0	0	0	0

MIAMI

Fall Municipal Election  
November 7, 2017  
Miami-Dade County, FL

OFFICIAL RESULTS

Run Date:11/10/17 10:28 AM

Report EL30A Page 5342-02

5342 PRECINCT 534.2

MIAMI: CHARTER AMEND, FILL VACANCY

	TOTAL VOTES	%	ED OSS	ED IVO	VBM	EV OSS	EV IVO	PROV
Vote for 1								
Yes/Sp/Wi . . . . .	0		0	0	0	0	0	0
No/No/Non . . . . .	0		0	0	0	0	0	0
Over Votes . . . . .	0		0	0	0	0	0	0
Under Votes . . . . .	0		0	0	0	0	0	0

	TOTAL VOTES	%	ED OSS	ED IVO	VBM	EV OSS	EV IVO	PROV
REGISTERED VOTERS - TOTAL . . . . .	1,208							
BALLOTS CAST - TOTAL . . . . .	63		21	0	31	11	0	0
VOTER TURNOUT - TOTAL . . . . .		5.22						

MIAMI: MAYOR  
 Vote for 1

Williams Alfred Armbrister Sr. . . . .	6	9.52	3	0	2	1	0	0
Christian Canache. . . . .	5	7.94	3	0	1	1	0	0
Cynthia Jaquith . . . . .	6	9.52	2	0	4	0	0	0
Francis X. Suarez. . . . .	46	73.02	13	0	24	9	0	0
Total . . . . .	63		21	0	31	11	0	0
Over Votes . . . . .	0		0	0	0	0	0	0
Under Votes . . . . .	0		0	0	0	0	0	0

MIAMI: AUTHORIZING GEN OBLIGATION BONDS  
 Vote for 1

For Bonds . . . . .	36	69.23	12	0	18	6	0	0
Against Bonds . . . . .	16	30.77	6	0	9	1	0	0
Total . . . . .	52		18	0	27	7	0	0
Over Votes . . . . .	0		0	0	0	0	0	0
Under Votes . . . . .	11		3	0	4	4	0	0

MIAMI: CHARTER AMEND, ALGD BAYSHORE LEASE  
 Vote for 1

Yes/Sp/Wi . . . . .	32	64.00	9	0	17	6	0	0
No/No/Non . . . . .	18	36.00	7	0	10	1	0	0
Total . . . . .	50		16	0	27	7	0	0
Over Votes . . . . .	0		0	0	0	0	0	0
Under Votes . . . . .	13		5	0	4	4	0	0

MIAMI: CHARTER AMEND, OAIG UNCLASS SERVICE  
 Vote for 1

Yes/Sp/Wi . . . . .	36	73.47	12	0	18	6	0	0
No/No/Non . . . . .	13	26.53	4	0	7	2	0	0
Total . . . . .	49		16	0	25	8	0	0
Over Votes . . . . .	0		0	0	0	0	0	0
Under Votes . . . . .	14		5	0	6	3	0	0

MIAMI: CHARTER AMEND, IAG EMPLOYEES  
 Vote for 1

Yes/Sp/Wi . . . . .	36	73.47	11	0	19	6	0	0
No/No/Non . . . . .	13	26.53	6	0	6	1	0	0
Total . . . . .	49		17	0	25	7	0	0
Over Votes . . . . .	0		0	0	0	0	0	0
Under Votes . . . . .	14		4	0	6	4	0	0



MIAMI

Fall Municipal Election  
November 7, 2017  
Miami-Dade County, FL

OFFICIAL RESULTS

Run Date:11/10/17 10:28 AM

Report EL30A Page 5350-02

5350 PRECINCT 535.0

	TOTAL VOTES	%	ED OSS	ED IVO	VBM	EV OSS	EV IVO	PROV
MIAMI: CHARTER AMEND, FILL VACANCY								
Vote for 1								
Yes/Sp/Wi . . . . .	33	67.35	11	0	19	3	0	0
No/No/Non . . . . .	16	32.65	6	0	6	4	0	0
Total . . . . .	49		17	0	25	7	0	0
Over Votes . . . . .	0		0	0	0	0	0	0
Under Votes . . . . .	14		4	0	6	4	0	0

	TOTAL VOTES	%	ED OSS	ED IVO	VBM	EV OSS	EV IVO	PROV
REGISTERED VOTERS - TOTAL . . . . .	80							
BALLOTS CAST - TOTAL . . . . .	2		1	0	1	0	0	0
VOTER TURNOUT - TOTAL . . . . .		2.50						
MIAMI: MAYOR								
Vote for 1								
Williams Alfred Armbrister Sr. . . . .	0		0	0	0	0	0	0
Christian Canache. . . . .	1	50.00	0	0	1	0	0	0
Cynthia Jaquith . . . . .	0		0	0	0	0	0	0
Francis X. Suarez. . . . .	1	50.00	1	0	0	0	0	0
Total . . . . .	2		1	0	1	0	0	0
Over Votes . . . . .	0		0	0	0	0	0	0
Under Votes . . . . .	0		0	0	0	0	0	0
MIAMI: AUTHORIZING GEN OBLIGATION BONDS								
Vote for 1								
For Bonds . . . . .	1	50.00	1	0	0	0	0	0
Against Bonds . . . . .	1	50.00	0	0	1	0	0	0
Total . . . . .	2		1	0	1	0	0	0
Over Votes . . . . .	0		0	0	0	0	0	0
Under Votes . . . . .	0		0	0	0	0	0	0
MIAMI: CHARTER AMEND, ALGD BAYSHORE LEASE								
Vote for 1								
Yes/Sp/Wi . . . . .	2	100.00	1	0	1	0	0	0
No/No/Non . . . . .	0		0	0	0	0	0	0
Total . . . . .	2		1	0	1	0	0	0
Over Votes . . . . .	0		0	0	0	0	0	0
Under Votes . . . . .	0		0	0	0	0	0	0
MIAMI: CHARTER AMEND, OAIG UNCLASS SERVICE								
Vote for 1								
Yes/Sp/Wi . . . . .	2	100.00	1	0	1	0	0	0
No/No/Non . . . . .	0		0	0	0	0	0	0
Total . . . . .	2		1	0	1	0	0	0
Over Votes . . . . .	0		0	0	0	0	0	0
Under Votes . . . . .	0		0	0	0	0	0	0
MIAMI: CHARTER AMEND, IAG EMPLOYEES								
Vote for 1								
Yes/Sp/Wi . . . . .	2	100.00	1	0	1	0	0	0
No/No/Non . . . . .	0		0	0	0	0	0	0
Total . . . . .	2		1	0	1	0	0	0
Over Votes . . . . .	0		0	0	0	0	0	0
Under Votes . . . . .	0		0	0	0	0	0	0

MIAMI

Fall Municipal Election  
November 7, 2017  
Miami-Dade County, FL

OFFICIAL RESULTS

Run Date:11/10/17 10:28 AM

Report EL30A Page 5360-02

5360 PRECINCT 536.0

	TOTAL VOTES	%	ED OSS	ED IVO	VBM	EV OSS	EV IVO	PROV
MIAMI: CHARTER AMEND, FILL VACANCY								
Vote for 1								
Yes/Sp/Wi . . . . .	1	50.00	1	0	0	0	0	0
No/No/Non . . . . .	1	50.00	0	0	1	0	0	0
Total . . . . .	2		1	0	1	0	0	0
Over Votes . . . . .	0		0	0	0	0	0	0
Under Votes . . . . .	0		0	0	0	0	0	0

MIAMI

Fall Municipal Election  
November 7, 2017  
Miami-Dade County, FL

OFFICIAL RESULTS

Run Date:11/10/17 10:28 AM

Report EL30A Page 5361-01

5361 PRECINCT 536.1

	TOTAL VOTES	%	ED OSS	ED IVO	VBM	EV OSS	EV IVO	PROV
REGISTERED VOTERS - TOTAL . . . . .	694							
BALLOTS CAST - TOTAL . . . . .	43		10	0	29	4	0	0
VOTER TURNOUT - TOTAL . . . . .		6.20						

MIAMI: MAYOR

Vote for 1								
Williams Alfred Armbrister Sr. . . . .	5	12.20	2	0	3	0	0	0
Christian Canache. . . . .	5	12.20	0	0	5	0	0	0
Cynthia Jaquith . . . . .	7	17.07	1	0	5	1	0	0
Francis X. Suarez. . . . .	24	58.54	7	0	14	3	0	0
Total . . . . .	41		10	0	27	4	0	0
Over Votes . . . . .	2		0	0	2	0	0	0
Under Votes . . . . .	0		0	0	0	0	0	0

MIAMI: AUTHORIZING GEN OBLIGATION BONDS

Vote for 1								
For Bonds . . . . .	24	55.81	6	0	15	3	0	0
Against Bonds . . . . .	19	44.19	4	0	14	1	0	0
Total . . . . .	43		10	0	29	4	0	0
Over Votes . . . . .	0		0	0	0	0	0	0
Under Votes . . . . .	0		0	0	0	0	0	0

MIAMI: CHARTER AMEND, ALGD BAYSHORE LEASE

Vote for 1								
Yes/Sp/Wi . . . . .	26	60.47	7	0	15	4	0	0
No/No/Non . . . . .	17	39.53	3	0	14	0	0	0
Total . . . . .	43		10	0	29	4	0	0
Over Votes . . . . .	0		0	0	0	0	0	0
Under Votes . . . . .	0		0	0	0	0	0	0

MIAMI: CHARTER AMEND, OAIG UNCLASS SERVICE

Vote for 1								
Yes/Sp/Wi . . . . .	36	92.31	8	0	25	3	0	0
No/No/Non . . . . .	3	7.69	1	0	1	1	0	0
Total . . . . .	39		9	0	26	4	0	0
Over Votes . . . . .	0		0	0	0	0	0	0
Under Votes . . . . .	4		1	0	3	0	0	0

MIAMI: CHARTER AMEND, IAG EMPLOYEES

Vote for 1								
Yes/Sp/Wi . . . . .	35	85.37	9	0	23	3	0	0
No/No/Non . . . . .	6	14.63	0	0	5	1	0	0
Total . . . . .	41		9	0	28	4	0	0
Over Votes . . . . .	0		0	0	0	0	0	0
Under Votes . . . . .	2		1	0	1	0	0	0

MIAMI

Fall Municipal Election  
November 7, 2017  
Miami-Dade County, FL

OFFICIAL RESULTS

Run Date:11/10/17 10:28 AM

Report EL30A Page 5361-02

5361 PRECINCT 536.1

	TOTAL VOTES	%	ED OSS	ED IVO	VBM	EV OSS	EV IVO	PROV
MIAMI: CHARTER AMEND, FILL VACANCY								
Vote for 1								
Yes/Sp/Wi . . . . .	24	60.00	5	0	16	3	0	0
No/No/Non . . . . .	16	40.00	4	0	11	1	0	0
Total . . . . .	40		9	0	27	4	0	0
Over Votes . . . . .	0		0	0	0	0	0	0
Under Votes . . . . .	3		1	0	2	0	0	0

Run Date:11/10/17 10:28 AM

Report EL30A Page 5370-01

5370 PRECINCT 537.0

	TOTAL VOTES	%	ED OSS	ED IVO	VBM	EV OSS	EV IVO	PROV
REGISTERED VOTERS - TOTAL . . . . .	775							
BALLOTS CAST - TOTAL . . . . .	42		25	0	8	9	0	0
VOTER TURNOUT - TOTAL . . . . .		5.42						

MIAMI: MAYOR  
 Vote for 1

Williams Alfred Armbrister Sr. . . . .	0		0	0	0	0	0	0
Christian Canache . . . . .	2	5.00	1	0	1	0	0	0
Cynthia Jaquith . . . . .	2	5.00	1	0	0	1	0	0
Francis X. Suarez . . . . .	36	90.00	22	0	7	7	0	0
Total . . . . .	40		24	0	8	8	0	0
Over Votes . . . . .	0		0	0	0	0	0	0
Under Votes . . . . .	2		1	0	0	1	0	0

MIAMI: AUTHORIZING GEN OBLIGATION BONDS  
 Vote for 1

For Bonds . . . . .	20	57.14	11	0	6	3	0	0
Against Bonds . . . . .	15	42.86	7	0	2	6	0	0
Total . . . . .	35		18	0	8	9	0	0
Over Votes . . . . .	0		0	0	0	0	0	0
Under Votes . . . . .	7		7	0	0	0	0	0

MIAMI: CHARTER AMEND, ALGD BAYSHORE LEASE  
 Vote for 1

Yes/Sp/Wi . . . . .	24	66.67	12	0	4	8	0	0
No/No/Non . . . . .	12	33.33	8	0	3	1	0	0
Total . . . . .	36		20	0	7	9	0	0
Over Votes . . . . .	0		0	0	0	0	0	0
Under Votes . . . . .	6		5	0	1	0	0	0

MIAMI: CHARTER AMEND, OAIG UNCLASS SERVICE  
 Vote for 1

Yes/Sp/Wi . . . . .	20	60.61	11	0	5	4	0	0
No/No/Non . . . . .	13	39.39	6	0	2	5	0	0
Total . . . . .	33		17	0	7	9	0	0
Over Votes . . . . .	0		0	0	0	0	0	0
Under Votes . . . . .	9		8	0	1	0	0	0

MIAMI: CHARTER AMEND, IAG EMPLOYEES  
 Vote for 1

Yes/Sp/Wi . . . . .	25	73.53	11	0	6	8	0	0
No/No/Non . . . . .	9	26.47	7	0	1	1	0	0
Total . . . . .	34		18	0	7	9	0	0
Over Votes . . . . .	0		0	0	0	0	0	0
Under Votes . . . . .	8		7	0	1	0	0	0

MIAMI

Fall Municipal Election  
November 7, 2017  
Miami-Dade County, FL

OFFICIAL RESULTS

Run Date:11/10/17 10:28 AM

Report EL30A Page 5370-02

5370 PRECINCT 537.0

MIAMI: CHARTER AMEND, FILL VACANCY

	TOTAL VOTES	%	ED OSS	ED IVO	VBM	EV OSS	EV IVO	PROV
Vote for 1								
Yes/Sp/Wi . . . . .	25	71.43	12	0	5	8	0	0
No/No/Non . . . . .	10	28.57	7	0	2	1	0	0
Total . . . . .	35		19	0	7	9	0	0
Over Votes . . . . .	0		0	0	0	0	0	0
Under Votes . . . . .	7		6	0	1	0	0	0

Run Date:11/10/17 10:28 AM

Report EL30A Page 5380-01

5380 PRECINCT 538.0

	TOTAL VOTES	%	ED OSS	ED IVO	VBM	EV OSS	EV IVO	PROV
REGISTERED VOTERS - TOTAL . . . . .	3,918							
BALLOTS CAST - TOTAL . . . . .	291		94	0	163	34	0	0
VOTER TURNOUT - TOTAL . . . . .		7.43						

MIAMI: MAYOR

Vote for 1								
Williams Alfred Armbrister Sr. . . . .	16	5.71	6	0	8	2	0	0
Christian Canache. . . . .	25	8.93	8	0	16	1	0	0
Cynthia Jaquith . . . . .	37	13.21	10	0	26	1	0	0
Francis X. Suarez. . . . .	202	72.14	65	0	108	29	0	0
Total . . . . .	280		89	0	158	33	0	0
Over Votes . . . . .	0		0	0	0	0	0	0
Under Votes . . . . .	11		5	0	5	1	0	0

MIAMI: AUTHORIZING GEN OBLIGATION BONDS

Vote for 1								
For Bonds . . . . .	213	74.48	71	0	115	27	0	0
Against Bonds . . . . .	73	25.52	23	0	44	6	0	0
Total . . . . .	286		94	0	159	33	0	0
Over Votes . . . . .	0		0	0	0	0	0	0
Under Votes . . . . .	5		0	0	4	1	0	0

MIAMI: CHARTER AMEND, ALGD BAYSHORE LEASE

Vote for 1								
Yes/Sø/Wi . . . . .	198	70.21	60	0	112	26	0	0
No/No/Non . . . . .	84	29.79	32	0	45	7	0	0
Total . . . . .	282		92	0	157	33	0	0
Over Votes . . . . .	2		0	0	2	0	0	0
Under Votes . . . . .	7		2	0	4	1	0	0

MIAMI: CHARTER AMEND, OAIG UNCLASS SERVICE

Vote for 1								
Yes/Sø/Wi . . . . .	217	81.58	71	0	121	25	0	0
No/No/Non . . . . .	49	18.42	14	0	28	7	0	0
Total . . . . .	266		85	0	149	32	0	0
Over Votes . . . . .	0		0	0	0	0	0	0
Under Votes . . . . .	25		9	0	14	2	0	0

MIAMI: CHARTER AMEND, IAG EMPLOYEES

Vote for 1								
Yes/Sø/Wi . . . . .	209	78.57	65	0	118	26	0	0
No/No/Non . . . . .	57	21.43	19	0	32	6	0	0
Total . . . . .	266		84	0	150	32	0	0
Over Votes . . . . .	0		0	0	0	0	0	0
Under Votes . . . . .	25		10	0	13	2	0	0



MIAMI

Fall Municipal Election  
November 7, 2017  
Miami-Dade County, FL

OFFICIAL RESULTS

Run Date:11/10/17 10:28 AM

Report EL30A Page 5380-02

5380 PRECINCT 538.0

	TOTAL VOTES	%	ED OSS	ED IVO	VBM	EV OSS	EV IVO	PROV
MIAMI: CHARTER AMEND, FILL VACANCY								
Vote for 1								
Yes/Sp/Wi . . . . .	176	65.67	62	0	91	23	0	0
No/No/Non . . . . .	92	34.33	24	0	58	10	0	0
Total . . . . .	268		86	0	149	33	0	0
Over Votes . . . . .	0		0	0	0	0	0	0
Under Votes . . . . .	23		8	0	14	1	0	0

Run Date:11/10/17 10:28 AM

Report EL30A Page 5400-01

5400 PRECINCT 540.0

	TOTAL VOTES	%	ED OSS	ED IVO	VBM	EV OSS	EV IVO	PROV
REGISTERED VOTERS - TOTAL . . . . .	16							
BALLOTS CAST - TOTAL . . . . .	4		0	0	1	3	0	0
VOTER TURNOUT - TOTAL . . . . .		25.00						

MIAMI: MAYOR

Vote for 1								
Williams Alfred Armbrister Sr. . . . .	0		0	0	0	0	0	0
Christian Canache. . . . .	0		0	0	0	0	0	0
Cynthia Jaquith . . . . .	0		0	0	0	0	0	0
Francis X. Suarez. . . . .	4	100.00	0	0	1	3	0	0
Total . . . . .	4		0	0	1	3	0	0
Over Votes . . . . .	0		0	0	0	0	0	0
Under Votes . . . . .	0		0	0	0	0	0	0

MIAMI: AUTHORIZING GEN OBLIGATION BONDS

Vote for 1								
For Bonds . . . . .	3	100.00	0	0	0	3	0	0
Against Bonds . . . . .	0		0	0	0	0	0	0
Total . . . . .	3		0	0	0	3	0	0
Over Votes . . . . .	0		0	0	0	0	0	0
Under Votes . . . . .	1		0	0	1	0	0	0

MIAMI: CHARTER AMEND, ALGD BAYSHORE LEASE

Vote for 1								
Yes/Sp/Wi . . . . .	3	100.00	0	0	0	3	0	0
No/No/Non . . . . .	0		0	0	0	0	0	0
Total . . . . .	3		0	0	0	3	0	0
Over Votes . . . . .	0		0	0	0	0	0	0
Under Votes . . . . .	1		0	0	1	0	0	0

MIAMI: CHARTER AMEND, OAIG UNCLASS SERVICE

Vote for 1								
Yes/Sp/Wi . . . . .	3	100.00	0	0	0	3	0	0
No/No/Non . . . . .	0		0	0	0	0	0	0
Total . . . . .	3		0	0	0	3	0	0
Over Votes . . . . .	0		0	0	0	0	0	0
Under Votes . . . . .	1		0	0	1	0	0	0

MIAMI: CHARTER AMEND, IAG EMPLOYEES

Vote for 1								
Yes/Sp/Wi . . . . .	3	100.00	0	0	0	3	0	0
No/No/Non . . . . .	0		0	0	0	0	0	0
Total . . . . .	3		0	0	0	3	0	0
Over Votes . . . . .	0		0	0	0	0	0	0
Under Votes . . . . .	1		0	0	1	0	0	0

MIAMI

Fall Municipal Election  
November 7, 2017  
Miami-Dade County, FL

OFFICIAL RESULTS

Run Date:11/10/17 10:28 AM

Report EL30A Page 5400-02

5400 PRECINCT 540.0

	TOTAL VOTES	%	ED OSS	ED IVO	VBM	EV OSS	EV IVO	PROV
MIAMI: CHARTER AMEND, FILL VACANCY								
Vote for 1								
Yes/Sp/Wi . . . . .	3	100.00	0	0	0	3	0	0
No/No/Non . . . . .	0		0	0	0	0	0	0
Total . . . . .	3		0	0	0	3	0	0
Over Votes . . . . .	0		0	0	0	0	0	0
Under Votes . . . . .	1		0	0	1	0	0	0

Run Date:11/10/17 10:28 AM

Report EL30A Page 5410-01

5410 PRECINCT 541.0

	TOTAL VOTES	%	ED OSS	ED IVO	VBM	EV OSS	EV IVO	PROV
REGISTERED VOTERS - TOTAL . . . . .	3,584							
BALLOTS CAST - TOTAL . . . . .	307		86	0	199	22	0	0
VOTER TURNOUT - TOTAL . . . . .		8.57						

MIAMI: MAYOR  
 Vote for 1

Williams Alfred Armbrister Sr. . . . .	18	6.29	5	0	10	3	0	0
Christian Canache. . . . .	12	4.20	4	0	8	0	0	0
Cynthia Jaquith . . . . .	25	8.74	10	0	12	3	0	0
Francis X. Suarez. . . . .	231	80.77	63	0	156	12	0	0
Total . . . . .	286		82	0	186	18	0	0
Over Votes . . . . .	0		0	0	0	0	0	0
Under Votes . . . . .	21		4	0	13	4	0	0

MIAMI: AUTHORIZING GEN OBLIGATION BONDS  
 Vote for 1

For Bonds . . . . .	228	75.50	60	0	153	15	0	0
Against Bonds . . . . .	74	24.50	24	0	43	7	0	0
Total . . . . .	302		84	0	196	22	0	0
Over Votes . . . . .	1		0	0	1	0	0	0
Under Votes . . . . .	4		2	0	2	0	0	0

MIAMI: CHARTER AMEND, ALGD BAYSHORE LEASE  
 Vote for 1

Yes/Sp/Wi . . . . .	200	67.57	57	0	129	14	0	0
No/No/Non . . . . .	96	32.43	25	0	64	7	0	0
Total . . . . .	296		82	0	193	21	0	0
Over Votes . . . . .	0		0	0	0	0	0	0
Under Votes . . . . .	11		4	0	6	1	0	0

MIAMI: CHARTER AMEND, OAIG UNCLASS SERVICE  
 Vote for 1

Yes/Sp/Wi . . . . .	252	89.68	70	0	162	20	0	0
No/No/Non . . . . .	29	10.32	7	0	20	2	0	0
Total . . . . .	281		77	0	182	22	0	0
Over Votes . . . . .	0		0	0	0	0	0	0
Under Votes . . . . .	26		9	0	17	0	0	0

MIAMI: CHARTER AMEND, IAG EMPLOYEES  
 Vote for 1

Yes/Sp/Wi . . . . .	249	87.68	66	0	163	20	0	0
No/No/Non . . . . .	35	12.32	13	0	20	2	0	0
Total . . . . .	284		79	0	183	22	0	0
Over Votes . . . . .	0		0	0	0	0	0	0
Under Votes . . . . .	23		7	0	16	0	0	0

MIAMI

Fall Municipal Election  
November 7, 2017  
Miami-Dade County, FL

OFFICIAL RESULTS

Run Date:11/10/17 10:28 AM

Report EL30A Page 5410-02

5410 PRECINCT 541.0

MIAMI: CHARTER AMEND, FILL VACANCY

	TOTAL VOTES	%	ED OSS	ED IVO	VBM	EV OSS	EV IVO	PROV
Vote for 1								
Yes/Sq/Wi . . . . .	178	62.46	49	0	118	11	0	0
No/No/Non . . . . .	107	37.54	31	0	65	11	0	0
Total . . . . .	285		80	0	183	22	0	0
Over Votes . . . . .	0		0	0	0	0	0	0
Under Votes . . . . .	22		6	0	16	0	0	0

MIAMI

Fall Municipal Election  
November 7, 2017  
Miami-Dade County, FL

OFFICIAL RESULTS

Run Date:11/10/17 10:28 AM

Report EL30A Page 5420-01

5420 PRECINCT 542.0

	TOTAL VOTES	%	ED OSS	ED IVO	VBM	EV OSS	EV IVO	PROV
REGISTERED VOTERS - TOTAL . . . . .	3							
BALLOTS CAST - TOTAL. . . . .	0		0	0	0	0	0	0
MIAMI: MAYOR								
Vote for 1								
Williams Alfred Armbrister Sr. . . . .	0		0	0	0	0	0	0
Christian Canache. . . . .	0		0	0	0	0	0	0
Cynthia Jaquith . . . . .	0		0	0	0	0	0	0
Francis X. Suarez. . . . .	0		0	0	0	0	0	0
Over Votes . . . . .	0		0	0	0	0	0	0
Under Votes . . . . .	0		0	0	0	0	0	0
MIAMI: AUTHORIZING GEN OBLIGATION BONDS								
Vote for 1								
For Bonds . . . . .	0		0	0	0	0	0	0
Against Bonds . . . . .	0		0	0	0	0	0	0
Over Votes . . . . .	0		0	0	0	0	0	0
Under Votes . . . . .	0		0	0	0	0	0	0
MIAMI: CHARTER AMEND, ALGD BAYSHORE LEASE								
Vote for 1								
Yes/Sp/Wi . . . . .	0		0	0	0	0	0	0
No/No/Non . . . . .	0		0	0	0	0	0	0
Over Votes . . . . .	0		0	0	0	0	0	0
Under Votes . . . . .	0		0	0	0	0	0	0
MIAMI: CHARTER AMEND, OAIG UNCLASS SERVICE								
Vote for 1								
Yes/Sp/Wi . . . . .	0		0	0	0	0	0	0
No/No/Non . . . . .	0		0	0	0	0	0	0
Over Votes . . . . .	0		0	0	0	0	0	0
Under Votes . . . . .	0		0	0	0	0	0	0
MIAMI: CHARTER AMEND, IAG EMPLOYEES								
Vote for 1								
Yes/Sp/Wi . . . . .	0		0	0	0	0	0	0
No/No/Non . . . . .	0		0	0	0	0	0	0
Over Votes . . . . .	0		0	0	0	0	0	0
Under Votes . . . . .	0		0	0	0	0	0	0

MIAMI

Fall Municipal Election  
November 7, 2017  
Miami-Dade County, FL

OFFICIAL RESULTS

Run Date:11/10/17 10:28 AM

Report EL30A Page 5420-02

5420 PRECINCT 542.0

MIAMI: CHARTER AMEND, FILL VACANCY

	TOTAL VOTES	%	ED OSS	ED IVO	VBM	EV OSS	EV IVO	PROV
Vote for 1								
Yes/Sp/Wi . . . . .	0		0	0	0	0	0	0
No/No/Non . . . . .	0		0	0	0	0	0	0
Over Votes . . . . .	0		0	0	0	0	0	0
Under Votes . . . . .	0		0	0	0	0	0	0

MIAMI

Fall Municipal Election  
November 7, 2017  
Miami-Dade County, FL

OFFICIAL RESULTS

Run Date:11/10/17 10:28 AM

Report EL30A Page 5430-01

5430 PRECINCT 543.0

	TOTAL VOTES	%	ED OSS	ED IVO	VBM	EV OSS	EV IVO	PROV
REGISTERED VOTERS - TOTAL . . . . .	2,942							
BALLOTS CAST - TOTAL . . . . .	507		86	0	341	79	0	1
VOTER TURNOUT - TOTAL . . . . .		17.23						

MIAMI: MAYOR

Vote for 1								
Williams Alfred Armbrister Sr. . . . .	35	7.61	8	0	20	6	0	1
Christian Canache. . . . .	11	2.39	0	0	5	6	0	0
Cynthia Jaquith . . . . .	24	5.22	4	0	16	4	0	0
Francis X. Suarez. . . . .	390	84.78	65	0	267	58	0	0
Total . . . . .	460		77	0	308	74	0	1
Over Votes . . . . .	1		0	0	1	0	0	0
Under Votes . . . . .	46		9	0	32	5	0	0

MIAMI: COMMISSIONER - DISTRICT 3

Vote for 1								
Zoraida A. Barreiro . . . . .	90	18.40	5	0	71	14	0	0
Joe Carollo. . . . .	184	37.63	40	0	117	27	0	0
Alex Dominguez. . . . .	11	2.25	1	0	7	3	0	0
Alfonso "Alfie" Leon. . . . .	74	15.13	8	0	52	13	0	1
Tomas Regalado. . . . .	79	16.16	21	0	52	6	0	0
Miguel Soliman. . . . .	30	6.13	3	0	18	9	0	0
Jose Suarez. . . . .	21	4.29	3	0	11	7	0	0
Total . . . . .	489		81	0	328	79	0	1
Over Votes . . . . .	8		1	0	7	0	0	0
Under Votes . . . . .	10		4	0	6	0	0	0

MIAMI: AUTHORIZING GEN OBLIGATION BONDS

Vote for 1								
For Bonds . . . . .	213	52.59	39	0	143	31	0	0
Against Bonds . . . . .	192	47.41	34	0	123	34	0	1
Total . . . . .	405		73	0	266	65	0	1
Over Votes . . . . .	2		0	0	2	0	0	0
Under Votes . . . . .	100		13	0	73	14	0	0

MIAMI: CHARTER AMEND, ALGD BAYSHORE LEASE

Vote for 1								
Yes/Sp/Wi . . . . .	231	58.78	41	0	157	32	0	1
No/No/Non . . . . .	162	41.22	30	0	102	30	0	0
Total . . . . .	393		71	0	259	62	0	1
Over Votes . . . . .	0		0	0	0	0	0	0
Under Votes . . . . .	114		15	0	82	17	0	0



MIAMI

Fall Municipal Election  
November 7, 2017  
Miami-Dade County, FL

OFFICIAL RESULTS

Run Date:11/10/17 10:28 AM

Report EL30A Page 5430-02

5430 PRECINCT 543.0

	TOTAL VOTES	%	ED OSS	ED IVO	VBM	EV OSS	EV IVO	PROV
MIAMI: CHARTER AMEND, OAIG UNCLASS SERVICE								
Vote for 1								
Yes/Sø/Wi . . . . .	226	61.08	41	0	157	27	0	1
No/No/Non . . . . .	144	38.92	26	0	87	31	0	0
Total . . . . .	370		67	0	244	58	0	1
Over Votes . . . . .	0		0	0	0	0	0	0
Under Votes . . . . .	137		19	0	97	21	0	0
MIAMI: CHARTER AMEND, IAG EMPLOYEES								
Vote for 1								
Yes/Sø/Wi . . . . .	228	61.79	43	0	154	31	0	0
No/No/Non . . . . .	141	38.21	23	0	90	27	0	1
Total . . . . .	369		66	0	244	58	0	1
Over Votes . . . . .	0		0	0	0	0	0	0
Under Votes . . . . .	138		20	0	97	21	0	0
MIAMI: CHARTER AMEND, FILL VACANCY								
Vote for 1								
Yes/Sø/Wi . . . . .	211	55.53	40	0	140	31	0	0
No/No/Non . . . . .	169	44.47	27	0	113	28	0	1
Total . . . . .	380		67	0	253	59	0	1
Over Votes . . . . .	0		0	0	0	0	0	0
Under Votes . . . . .	127		19	0	88	20	0	0

5440 PRECINCT 544.0

	TOTAL VOTES	%	ED OSS	ED IVO	VBM	EV OSS	EV IVO	PROV
REGISTERED VOTERS - TOTAL . . . . .	2,862							
BALLOTS CAST - TOTAL . . . . .	242		116	0	114	12	0	0
VOTER TURNOUT - TOTAL . . . . .		8.46						

MIAMI: MAYOR

Vote for 1								
Williams Alfred Armbrister Sr. . . . .	12	5.45	3	0	8	1	0	0
Christian Canache. . . . .	15	6.82	2	0	13	0	0	0
Cynthia Jaquith . . . . .	23	10.45	16	0	6	1	0	0
Francis X. Suarez. . . . .	170	77.27	88	0	72	10	0	0
Total . . . . .	220		109	0	99	12	0	0
Over Votes . . . . .	0		0	0	0	0	0	0
Under Votes . . . . .	22		7	0	15	0	0	0

MIAMI: AUTHORIZING GEN OBLIGATION BONDS

Vote for 1								
For Bonds . . . . .	196	81.67	90	0	95	11	0	0
Against Bonds . . . . .	44	18.33	24	0	19	1	0	0
Total . . . . .	240		114	0	114	12	0	0
Over Votes . . . . .	0		0	0	0	0	0	0
Under Votes . . . . .	2		2	0	0	0	0	0

MIAMI: CHARTER AMEND, ALGD BAYSHORE LEASE

Vote for 1								
Yes/Sp/Wi . . . . .	168	72.10	85	0	76	7	0	0
No/No/Non . . . . .	65	27.90	27	0	34	4	0	0
Total . . . . .	233		112	0	110	11	0	0
Over Votes . . . . .	0		0	0	0	0	0	0
Under Votes . . . . .	9		4	0	4	1	0	0

MIAMI: CHARTER AMEND, OAIG UNCLASS SERVICE

Vote for 1								
Yes/Sp/Wi . . . . .	215	91.49	96	0	109	10	0	0
No/No/Non . . . . .	20	8.51	14	0	4	2	0	0
Total . . . . .	235		110	0	113	12	0	0
Over Votes . . . . .	0		0	0	0	0	0	0
Under Votes . . . . .	7		6	0	1	0	0	0

MIAMI: CHARTER AMEND, IAG EMPLOYEES

Vote for 1								
Yes/Sp/Wi . . . . .	211	90.95	96	0	105	10	0	0
No/No/Non . . . . .	21	9.05	13	0	6	2	0	0
Total . . . . .	232		109	0	111	12	0	0
Over Votes . . . . .	0		0	0	0	0	0	0
Under Votes . . . . .	10		7	0	3	0	0	0

MIAMI

Fall Municipal Election  
November 7, 2017  
Miami-Dade County, FL

OFFICIAL RESULTS

Run Date:11/10/17 10:28 AM

Report EL30A Page 5440-02

5440 PRECINCT 544.0

	TOTAL VOTES	%	ED OSS	ED IVO	VBM	EV OSS	EV IVO	PROV
MIAMI: CHARTER AMEND, FILL VACANCY								
Vote for 1								
Yes/Sp/Wi . . . . .	167	71.67	80	0	77	10	0	0
No/No/Non . . . . .	66	28.33	29	0	35	2	0	0
Total . . . . .	233		109	0	112	12	0	0
Over Votes . . . . .	0		0	0	0	0	0	0
Under Votes . . . . .	9		7	0	2	0	0	0

5450 PRECINCT 545.0

	TOTAL VOTES	%	ED OSS	ED IVO	VBM	EV OSS	EV IVO	PROV
REGISTERED VOTERS - TOTAL	3,333							
BALLOTS CAST - TOTAL	460							
VOTER TURNOUT - TOTAL		13.80	136	0	282	42	0	0

MIAMI: MAYOR

Vote for 1								
Williams Alfred Armbrister Sr.	11	2.43	9	0	1	1	0	0
Christian Canache.	6	1.33	4	0	2	0	0	0
Cynthia Jaquith	18	3.98	6	0	12	0	0	0
Francis X. Suarez.	417	92.26	115	0	261	41	0	0
Total	452		134	0	276	42	0	0
Over Votes	1		0	0	1	0	0	0
Under Votes	7		2	0	5	0	0	0

MIAMI: AUTHORIZING GEN OBLIGATION BONDS

Vote for 1								
For Bonds	236	59.00	67	0	152	17	0	0
Against Bonds	164	41.00	52	0	94	18	0	0
Total	400		119	0	246	35	0	0
Over Votes	0		0	0	0	0	0	0
Under Votes	60		17	0	36	7	0	0

MIAMI: CHARTER AMEND, ALGD BAYSHORE LEASE

Vote for 1								
Yes/Sp/Wi	238	62.30	67	0	147	24	0	0
No/No/Non	144	37.70	44	0	87	13	0	0
Total	382		111	0	234	37	0	0
Over Votes	0		0	0	0	0	0	0
Under Votes	78		25	0	48	5	0	0

MIAMI: CHARTER AMEND, OAIG UNCLASS SERVICE

Vote for 1								
Yes/Sp/Wi	238	66.30	71	0	144	23	0	0
No/No/Non	121	33.70	36	0	75	10	0	0
Total	359		107	0	219	33	0	0
Over Votes	1		1	0	0	0	0	0
Under Votes	100		28	0	63	9	0	0

MIAMI: CHARTER AMEND, IAG EMPLOYEES

Vote for 1								
Yes/Sp/Wi	249	68.41	74	0	155	20	0	0
No/No/Non	115	31.59	35	0	67	13	0	0
Total	364		109	0	222	33	0	0
Over Votes	0		0	0	0	0	0	0
Under Votes	96		27	0	60	9	0	0

MIAMI

Fall Municipal Election  
November 7, 2017  
Miami-Dade County, FL

OFFICIAL RESULTS

Run Date:11/10/17 10:28 AM

Report EL30A Page 5450-02

5450 PRECINCT 545.0

	TOTAL VOTES	%	ED OSS	ED IVO	VBM	EV OSS	EV IVO	PROV
MIAMI: CHARTER AMEND, FILL VACANCY								
Vote for 1								
Yes/Sp/Wi . . . . .	226	61.75	63	0	142	21	0	0
No/No/Non . . . . .	140	38.25	45	0	81	14	0	0
Total . . . . .	366		108	0	223	35	0	0
Over Votes . . . . .	0		0	0	0	0	0	0
Under Votes . . . . .	94		28	0	59	7	0	0

	TOTAL VOTES	%	ED OSS	ED IVO	VBM	EV OSS	EV IVO	PROV
REGISTERED VOTERS - TOTAL	1,362							
BALLOTS CAST - TOTAL	282		124	0	120	38	0	0
VOTER TURNOUT - TOTAL		20.70						
MIAMI: MAYOR								
Vote for 1								
Williams Alfred Armbrister Sr.	26	9.81	10	0	14	2	0	0
Christian Canache.	10	3.77	2	0	6	2	0	0
Cynthia Jaquith	25	9.43	10	0	12	3	0	0
Francis X. Suarez.	204	76.98	97	0	79	28	0	0
Total	265		119	0	111	35	0	0
Over Votes	0		0	0	0	0	0	0
Under Votes	17		5	0	9	3	0	0
MIAMI: COCONUT GROVE VILLAGE COUNCIL								
Vote for 9								
Johannah Brown.	156	9.58	78	0	53	25	0	0
Rachel Cardello	144	8.85	80	0	44	20	0	0
Steven Dloogoff	149	9.15	83	0	45	21	0	0
Sacha DuBearn	76	4.67	29	0	39	8	0	0
Zachary Elliott	89	5.47	29	0	48	12	0	0
Greg Eversole	65	3.99	20	0	34	11	0	0
Marcelo Fernandes.	124	7.62	71	0	36	17	0	0
Ijamyn Gray.	70	4.30	43	0	16	11	0	0
Eduardo Nagy	51	3.13	19	0	29	3	0	0
Courtney Omega.	94	5.77	36	0	38	20	0	0
Susanne Larissa Ozols	128	7.86	67	0	40	21	0	0
Henry "Hank" Sanchez-Resnik	132	8.11	68	0	42	22	0	0
Thaddeus G. Scott.	124	7.62	66	0	43	15	0	0
Jodi L. Strang.	67	4.12	20	0	39	8	0	0
Linda Williams.	159	9.77	75	0	57	27	0	0
Total	1,628		784	0	603	241	0	0
Over Votes	9		9	0	0	0	0	0
Under Votes	901		323	0	477	101	0	0
MIAMI: AUTHORIZING GEN OBLIGATION BONDS								
Vote for 1								
For Bonds	189	67.74	89	0	75	25	0	0
Against Bonds	90	32.26	35	0	43	12	0	0
Total	279		124	0	118	37	0	0
Over Votes	0		0	0	0	0	0	0
Under Votes	3		0	0	2	1	0	0

	TOTAL VOTES	%	ED OSS	ED IVO	VBM	EV OSS	EV IVO	PROV
MIAMI: CHARTER AMEND, ALGD BAYSHORE LEASE								
Vote for 1								
Yes/Sp/Wi . . . . .	165	58.72	76	0	73	16	0	0
No/No/Non . . . . .	116	41.28	48	0	46	22	0	0
Total . . . . .	281		124	0	119	38	0	0
Over Votes . . . . .	0		0	0	0	0	0	0
Under Votes . . . . .	1		0	0	1	0	0	0
MIAMI: CHARTER AMEND, OAIG UNCLASS SERVICE								
Vote for 1								
Yes/Sp/Wi . . . . .	245	92.45	110	0	103	32	0	0
No/No/Non . . . . .	20	7.55	9	0	7	4	0	0
Total . . . . .	265		119	0	110	36	0	0
Over Votes . . . . .	0		0	0	0	0	0	0
Under Votes . . . . .	17		5	0	10	2	0	0
MIAMI: CHARTER AMEND, IAG EMPLOYEES								
Vote for 1								
Yes/Sp/Wi . . . . .	234	88.97	104	0	99	31	0	0
No/No/Non . . . . .	29	11.03	15	0	9	5	0	0
Total . . . . .	263		119	0	108	36	0	0
Over Votes . . . . .	0		0	0	0	0	0	0
Under Votes . . . . .	19		5	0	12	2	0	0
MIAMI: CHARTER AMEND, FILL VACANCY								
Vote for 1								
Yes/Sp/Wi . . . . .	184	70.23	85	0	76	23	0	0
No/No/Non . . . . .	78	29.77	31	0	34	13	0	0
Total . . . . .	262		116	0	110	36	0	0
Over Votes . . . . .	1		0	0	1	0	0	0
Under Votes . . . . .	19		8	0	9	2	0	0

MIAMI

Fall Municipal Election  
November 7, 2017  
Miami-Dade County, FL

OFFICIAL RESULTS

Run Date:11/10/17 10:28 AM

Report EL30A Page 5470-01

5470 PRECINCT 547.0

	TOTAL VOTES	%	ED OSS	ED IVO	VBM	EV OSS	EV IVO	PROV
REGISTERED VOTERS - TOTAL . . . . .	546							
BALLOTS CAST - TOTAL . . . . .	122		27	0	80	15	0	0
VOTER TURNOUT - TOTAL . . . . .		22.34						

MIAMI: MAYOR

Vote for 1								
Williams Alfred Armbrister Sr. . . . .	7	6.25	2	0	4	1	0	0
Christian Canache. . . . .	3	2.68	1	0	2	0	0	0
Cynthia Jaquith . . . . .	6	5.36	3	0	3	0	0	0
Francis X. Suarez. . . . .	96	85.71	19	0	66	11	0	0
Total . . . . .	112		25	0	75	12	0	0
Over Votes . . . . .	0		0	0	0	0	0	0
Under Votes . . . . .	10		2	0	5	3	0	0

MIAMI: COMMISSIONER - DISTRICT 3

Vote for 1								
Zoraida A. Barreiro . . . . .	13	10.92	2	0	9	2	0	0
Joe Carollo. . . . .	39	32.77	9	0	25	5	0	0
Alex Dominguez. . . . .	5	4.20	3	0	2	0	0	0
Alfonso "Alfie" Leon. . . . .	27	22.69	9	0	14	4	0	0
Tomas Regalado. . . . .	19	15.97	2	0	17	0	0	0
Miguel Soliman. . . . .	11	9.24	1	0	8	2	0	0
Jose Suarez. . . . .	5	4.20	1	0	3	1	0	0
Total . . . . .	119		27	0	78	14	0	0
Over Votes . . . . .	1		0	0	0	1	0	0
Under Votes . . . . .	2		0	0	2	0	0	0

MIAMI: AUTHORIZING GEN OBLIGATION BONDS

Vote for 1								
For Bonds . . . . .	50	46.30	13	0	35	2	0	0
Against Bonds . . . . .	58	53.70	11	0	38	9	0	0
Total . . . . .	108		24	0	73	11	0	0
Over Votes . . . . .	0		0	0	0	0	0	0
Under Votes . . . . .	14		3	0	7	4	0	0

MIAMI: CHARTER AMEND, ALGD BAYSHORE LEASE

Vote for 1								
Yes/Sq/Wi . . . . .	49	49.00	9	0	35	5	0	0
No/No/Non . . . . .	51	51.00	14	0	32	5	0	0
Total . . . . .	100		23	0	67	10	0	0
Over Votes . . . . .	0		0	0	0	0	0	0
Under Votes . . . . .	22		4	0	13	5	0	0



MIAMI

Fall Municipal Election  
November 7, 2017  
Miami-Dade County, FL

OFFICIAL RESULTS

Run Date:11/10/17 10:28 AM

Report EL30A Page 5470-02

5470 PRECINCT 547.0

	TOTAL VOTES	%	ED OSS	ED IVO	VBM	EV OSS	EV IVO	PROV
MIAMI: CHARTER AMEND, OAIG UNCLASS SERVICE								
Vote for 1								
Yes/Sp/Wi . . . . .	66	70.21	17	0	42	7	0	0
No/No/Non . . . . .	28	29.79	7	0	18	3	0	0
Total . . . . .	94		24	0	60	10	0	0
Over Votes . . . . .	0		0	0	0	0	0	0
Under Votes . . . . .	28		3	0	20	5	0	0
MIAMI: CHARTER AMEND, IAG EMPLOYEES								
Vote for 1								
Yes/Sp/Wi . . . . .	65	67.71	18	0	41	6	0	0
No/No/Non . . . . .	31	32.29	6	0	21	4	0	0
Total . . . . .	96		24	0	62	10	0	0
Over Votes . . . . .	0		0	0	0	0	0	0
Under Votes . . . . .	26		3	0	18	5	0	0
MIAMI: CHARTER AMEND, FILL VACANCY								
Vote for 1								
Yes/Sp/Wi . . . . .	58	64.44	17	0	35	6	0	0
No/No/Non . . . . .	32	35.56	6	0	22	4	0	0
Total . . . . .	90		23	0	57	10	0	0
Over Votes . . . . .	0		0	0	0	0	0	0
Under Votes . . . . .	32		4	0	23	5	0	0

Run Date:11/10/17 10:28 AM

Report EL30A Page 5480-01

5480 PRECINCT 548.0

	TOTAL VOTES	%	ED OSS	ED IVO	VBM	EV OSS	EV IVO	PROV
REGISTERED VOTERS - TOTAL . . . . .	1,815							
BALLOTS CAST - TOTAL . . . . .	361		130	0	201	30	0	0
VOTER TURNOUT - TOTAL . . . . .		19.89						

MIAMI: MAYOR  
 Vote for 1

Williams Alfred Armbrister Sr. . . . .	17	4.86	8	0	9	0	0	0
Christian Canache . . . . .	10	2.86	3	0	7	0	0	0
Cynthia Jaquith . . . . .	11	3.14	3	0	8	0	0	0
Francis X. Suarez . . . . .	312	89.14	113	0	169	30	0	0
Total . . . . .	350		127	0	193	30	0	0
Over Votes . . . . .	0		0	0	0	0	0	0
Under Votes . . . . .	11		3	0	8	0	0	0

MIAMI: COMMISSIONER - DISTRICT 4  
 Vote for 1

Manolo Reyes . . . . .	223	62.46	70	0	132	21	0	0
Ralph Rosado . . . . .	103	28.85	52	0	43	8	0	0
Denise Galvez Turros . . . . .	31	8.68	6	0	24	1	0	0
Total . . . . .	357		128	0	199	30	0	0
Over Votes . . . . .	1		1	0	0	0	0	0
Under Votes . . . . .	3		1	0	2	0	0	0

MIAMI: AUTHORIZING GEN OBLIGATION BONDS  
 Vote for 1

For Bonds . . . . .	108	33.64	32	0	69	7	0	0
Against Bonds . . . . .	213	66.36	78	0	115	20	0	0
Total . . . . .	321		110	0	184	27	0	0
Over Votes . . . . .	0		0	0	0	0	0	0
Under Votes . . . . .	40		20	0	17	3	0	0

MIAMI: CHARTER AMEND, ALGD BAYSHORE LEASE  
 Vote for 1

Yes/Sp/Wi . . . . .	173	54.75	48	0	113	12	0	0
No/No/Non . . . . .	143	45.25	58	0	70	15	0	0
Total . . . . .	316		106	0	183	27	0	0
Over Votes . . . . .	0		0	0	0	0	0	0
Under Votes . . . . .	45		24	0	18	3	0	0

MIAMI: CHARTER AMEND, OAIG UNCLASS SERVICE  
 Vote for 1

Yes/Sp/Wi . . . . .	154	51.85	49	0	95	10	0	0
No/No/Non . . . . .	143	48.15	55	0	71	17	0	0
Total . . . . .	297		104	0	166	27	0	0
Over Votes . . . . .	0		0	0	0	0	0	0
Under Votes . . . . .	64		26	0	35	3	0	0

MIAMI

Fall Municipal Election  
November 7, 2017  
Miami-Dade County, FL

OFFICIAL RESULTS

Run Date:11/10/17 10:28 AM

Report EL30A Page 5480-02

5480 PRECINCT 548.0

	TOTAL VOTES	%	ED OSS	ED IVO	VBM	EV OSS	EV IVO	PROV
MIAMI: CHARTER AMEND, IAG EMPLOYEES								
Vote for 1								
Yes/Sp/Wi . . . . .	161	53.67	52	0	99	10	0	0
No/No/Non . . . . .	139	46.33	50	0	72	17	0	0
Total . . . . .	300		102	0	171	27	0	0
Over Votes . . . . .	0		0	0	0	0	0	0
Under Votes . . . . .	61		28	0	30	3	0	0

MIAMI: CHARTER AMEND, FILL VACANCY								
Vote for 1								
Yes/Sp/Wi . . . . .	139	45.72	50	0	76	13	0	0
No/No/Non . . . . .	165	54.28	52	0	99	14	0	0
Total . . . . .	304		102	0	175	27	0	0
Over Votes . . . . .	0		0	0	0	0	0	0
Under Votes . . . . .	57		28	0	26	3	0	0

Run Date:11/10/17 10:28 AM

Report EL30A Page 5490-01

5490 PRECINCT 549.0

	TOTAL VOTES	%	ED OSS	ED IVO	VBM	EV OSS	EV IVO	PROV
REGISTERED VOTERS - TOTAL . . . . .	1,805							
BALLOTS CAST - TOTAL . . . . .	216		46	0	156	14	0	0
VOTER TURNOUT - TOTAL . . . . .		11.97						

MIAMI: MAYOR

Vote for 1								
Williams Alfred Armbrister Sr. . . . .	4	1.87	0	0	2	2	0	0
Christian Canache. . . . .	8	3.74	0	0	8	0	0	0
Cynthia Jaquith . . . . .	12	5.61	1	0	11	0	0	0
Francis X. Suarez. . . . .	190	88.79	45	0	133	12	0	0
Total . . . . .	214		46	0	154	14	0	0
Over Votes . . . . .	0		0	0	0	0	0	0
Under Votes . . . . .	2		0	0	2	0	0	0

MIAMI: AUTHORIZING GEN OBLIGATION BONDS

Vote for 1								
For Bonds . . . . .	90	46.63	16	0	65	9	0	0
Against Bonds . . . . .	103	53.37	25	0	76	2	0	0
Total . . . . .	193		41	0	141	11	0	0
Over Votes . . . . .	1		0	0	1	0	0	0
Under Votes . . . . .	22		5	0	14	3	0	0

MIAMI: CHARTER AMEND, ALGD BAYSHORE LEASE

Vote for 1								
Yes/Sø/Wi . . . . .	107	61.85	21	0	78	8	0	0
No/No/Non . . . . .	66	38.15	15	0	49	2	0	0
Total . . . . .	173		36	0	127	10	0	0
Over Votes . . . . .	2		0	0	2	0	0	0
Under Votes . . . . .	41		10	0	27	4	0	0

MIAMI: CHARTER AMEND, OAIG UNCLASS SERVICE

Vote for 1								
Yes/Sø/Wi . . . . .	95	55.23	16	0	75	4	0	0
No/No/Non . . . . .	77	44.77	17	0	56	4	0	0
Total . . . . .	172		33	0	131	8	0	0
Over Votes . . . . .	1		0	0	1	0	0	0
Under Votes . . . . .	43		13	0	24	6	0	0

MIAMI: CHARTER AMEND, IAG EMPLOYEES

Vote for 1								
Yes/Sø/Wi . . . . .	101	59.41	14	0	82	5	0	0
No/No/Non . . . . .	69	40.59	19	0	48	2	0	0
Total . . . . .	170		33	0	130	7	0	0
Over Votes . . . . .	1		0	0	1	0	0	0
Under Votes . . . . .	45		13	0	25	7	0	0

MIAMI

Fall Municipal Election  
November 7, 2017  
Miami-Dade County, FL

OFFICIAL RESULTS

Run Date:11/10/17 10:28 AM

Report EL30A Page 5490-02

5490 PRECINCT 549.0

	TOTAL VOTES	%	ED OSS	ED IVO	VBM	EV OSS	EV IVO	PROV
MIAMI: CHARTER AMEND, FILL VACANCY								
Vote for 1								
Yes/Sp/Wi . . . . .	90	51.14	18	0	67	5	0	0
No/No/Non . . . . .	86	48.86	17	0	65	4	0	0
Total . . . . .	176		35	0	132	9	0	0
Over Votes . . . . .	1		0	0	1	0	0	0
Under Votes . . . . .	39		11	0	23	5	0	0

Run Date:11/10/17 10:28 AM

Report EL30A Page 5500-01

5500 PRECINCT 550.0

	TOTAL VOTES	%	ED OSS	ED IVO	VBM	EV OSS	EV IVO	PROV
REGISTERED VOTERS - TOTAL . . . . .	2,131							
BALLOTS CAST - TOTAL . . . . .	246		66	0	166	14	0	0
VOTER TURNOUT - TOTAL . . . . .		11.54						

MIAMI: MAYOR

Vote for 1								
Williams Alfred Armbrister Sr. . . . .	7	2.87	1	0	5	1	0	0
Christian Canache. . . . .	3	1.23	0	0	3	0	0	0
Cynthia Jaquith . . . . .	5	2.05	1	0	4	0	0	0
Francis X. Suarez. . . . .	229	93.85	63	0	153	13	0	0
Total . . . . .	244		65	0	165	14	0	0
Over Votes . . . . .	0		0	0	0	0	0	0
Under Votes . . . . .	2		1	0	1	0	0	0

MIAMI: AUTHORIZING GEN OBLIGATION BONDS

Vote for 1								
For Bonds . . . . .	97	43.50	24	0	65	8	0	0
Against Bonds . . . . .	126	56.50	35	0	85	6	0	0
Total . . . . .	223		59	0	150	14	0	0
Over Votes . . . . .	0		0	0	0	0	0	0
Under Votes . . . . .	23		7	0	16	0	0	0

MIAMI: CHARTER AMEND, ALGD BAYSHORE LEASE

Vote for 1								
Yes/Sp/Wi . . . . .	135	61.93	36	0	87	12	0	0
No/No/Non . . . . .	83	38.07	23	0	58	2	0	0
Total . . . . .	218		59	0	145	14	0	0
Over Votes . . . . .	0		0	0	0	0	0	0
Under Votes . . . . .	28		7	0	21	0	0	0

MIAMI: CHARTER AMEND, OAIG UNCLASS SERVICE

Vote for 1								
Yes/Sp/Wi . . . . .	114	57.00	28	0	76	10	0	0
No/No/Non . . . . .	86	43.00	23	0	59	4	0	0
Total . . . . .	200		51	0	135	14	0	0
Over Votes . . . . .	1		0	0	1	0	0	0
Under Votes . . . . .	45		15	0	30	0	0	0

MIAMI: CHARTER AMEND, IAG EMPLOYEES

Vote for 1								
Yes/Sp/Wi . . . . .	111	55.50	28	0	73	10	0	0
No/No/Non . . . . .	89	44.50	21	0	64	4	0	0
Total . . . . .	200		49	0	137	14	0	0
Over Votes . . . . .	0		0	0	0	0	0	0
Under Votes . . . . .	46		17	0	29	0	0	0

MIAMI

Fall Municipal Election  
November 7, 2017  
Miami-Dade County, FL

OFFICIAL RESULTS

Run Date:11/10/17 10:28 AM

Report EL30A Page 5500-02

5500 PRECINCT 550.0

	TOTAL VOTES	%	ED OSS	ED IVO	VBM	EV OSS	EV IVO	PROV
MIAMI: CHARTER AMEND, FILL VACANCY								
Vote for 1								
Yes/Sp/Wi . . . . .	123	58.02	31	0	81	11	0	0
No/No/Non . . . . .	89	41.98	24	0	62	3	0	0
Total . . . . .	212		55	0	143	14	0	0
Over Votes . . . . .	0		0	0	0	0	0	0
Under Votes . . . . .	34		11	0	23	0	0	0

	TOTAL VOTES	%	ED OSS	ED IVO	VBM	EV OSS	EV IVO	PROV
REGISTERED VOTERS - TOTAL . . . . .	44							
BALLOTS CAST - TOTAL . . . . .	4		2	0	2	0	0	0
VOTER TURNOUT - TOTAL . . . . .		9.09						

MIAMI: MAYOR  
 Vote for 1

Williams Alfred Armbrister Sr. . . . .	0		0	0	0	0	0	0
Christian Canache. . . . .	0		0	0	0	0	0	0
Cynthia Jaquith . . . . .	0		0	0	0	0	0	0
Francis X. Suarez. . . . .	4	100.00	2	0	2	0	0	0
Total . . . . .	4		2	0	2	0	0	0
Over Votes . . . . .	0		0	0	0	0	0	0
Under Votes . . . . .	0		0	0	0	0	0	0

MIAMI: AUTHORIZING GEN OBLIGATION BONDS  
 Vote for 1

For Bonds . . . . .	1	50.00	1	0	0	0	0	0
Against Bonds . . . . .	1	50.00	0	0	1	0	0	0
Total . . . . .	2		1	0	1	0	0	0
Over Votes . . . . .	0		0	0	0	0	0	0
Under Votes . . . . .	2		1	0	1	0	0	0

MIAMI: CHARTER AMEND, ALGD BAYSHORE LEASE  
 Vote for 1

Yes/Sp/Wi . . . . .	2	100.00	1	0	1	0	0	0
No/No/Non . . . . .	0		0	0	0	0	0	0
Total . . . . .	2		1	0	1	0	0	0
Over Votes . . . . .	0		0	0	0	0	0	0
Under Votes . . . . .	2		1	0	1	0	0	0

MIAMI: CHARTER AMEND, OAIG UNCLASS SERVICE  
 Vote for 1

Yes/Sp/Wi . . . . .	1	50.00	1	0	0	0	0	0
No/No/Non . . . . .	1	50.00	0	0	1	0	0	0
Total . . . . .	2		1	0	1	0	0	0
Over Votes . . . . .	0		0	0	0	0	0	0
Under Votes . . . . .	2		1	0	1	0	0	0

MIAMI: CHARTER AMEND, IAG EMPLOYEES  
 Vote for 1

Yes/Sp/Wi . . . . .	1	50.00	1	0	0	0	0	0
No/No/Non . . . . .	1	50.00	0	0	1	0	0	0
Total . . . . .	2		1	0	1	0	0	0
Over Votes . . . . .	0		0	0	0	0	0	0
Under Votes . . . . .	2		1	0	1	0	0	0



MIAMI

Fall Municipal Election  
November 7, 2017  
Miami-Dade County, FL

OFFICIAL RESULTS

Run Date:11/10/17 10:28 AM

Report EL30A Page 5501-02

5501 PRECINCT 550.1

	TOTAL VOTES	%	ED OSS	ED IVO	VBM	EV OSS	EV IVO	PROV
MIAMI: CHARTER AMEND, FILL VACANCY								
Vote for 1								
Yes/Sp/Wi . . . . .	3	100.00	2	0	1	0	0	0
No/No/Non . . . . .	0		0	0	0	0	0	0
Total . . . . .	3		2	0	1	0	0	0
Over Votes . . . . .	0		0	0	0	0	0	0
Under Votes . . . . .	1		0	0	1	0	0	0

5510 PRECINCT 551.0

	TOTAL VOTES	%	ED OSS	ED IVO	VBM	EV OSS	EV IVO	PROV
REGISTERED VOTERS - TOTAL	1,992							
BALLOTS CAST - TOTAL	203							
VOTER TURNOUT - TOTAL		10.19	39	0	156	8	0	0

MIAMI: MAYOR  
 Vote for 1

Williams Alfred Armbrister Sr.	5	2.48	3	0	1	1	0	0
Christian Canache.	5	2.48	1	0	4	0	0	0
Cynthia Jaquith	4	1.98	2	0	1	1	0	0
Francis X. Suarez.	188	93.07	33	0	149	6	0	0
Total	202		39	0	155	8	0	0
Over Votes	0		0	0	0	0	0	0
Under Votes	1		0	0	1	0	0	0

MIAMI: AUTHORIZING GEN OBLIGATION BONDS  
 Vote for 1

For Bonds	94	50.54	25	0	67	2	0	0
Against Bonds	92	49.46	12	0	75	5	0	0
Total	186		37	0	142	7	0	0
Over Votes	0		0	0	0	0	0	0
Under Votes	17		2	0	14	1	0	0

MIAMI: CHARTER AMEND, ALGD BAYSHORE LEASE  
 Vote for 1

Yes/Sp/Wi	111	61.67	21	0	87	3	0	0
No/No/Non	69	38.33	13	0	52	4	0	0
Total	180		34	0	139	7	0	0
Over Votes	0		0	0	0	0	0	0
Under Votes	23		5	0	17	1	0	0

MIAMI: CHARTER AMEND, OAIG UNCLASS SERVICE  
 Vote for 1

Yes/Sp/Wi	102	61.82	15	0	83	4	0	0
No/No/Non	63	38.18	17	0	44	2	0	0
Total	165		32	0	127	6	0	0
Over Votes	0		0	0	0	0	0	0
Under Votes	38		7	0	29	2	0	0

MIAMI: CHARTER AMEND, IAG EMPLOYEES  
 Vote for 1

Yes/Sp/Wi	107	64.07	17	0	86	4	0	0
No/No/Non	60	35.93	15	0	43	2	0	0
Total	167		32	0	129	6	0	0
Over Votes	0		0	0	0	0	0	0
Under Votes	36		7	0	27	2	0	0

MIAMI

Fall Municipal Election  
November 7, 2017  
Miami-Dade County, FL

OFFICIAL RESULTS

Run Date:11/10/17 10:28 AM

Report EL30A Page 5510-02

5510 PRECINCT 551.0

MIAMI: CHARTER AMEND, FILL VACANCY

	TOTAL VOTES	%	ED OSS	ED IVO	VBM	EV OSS	EV IVO	PROV
Vote for 1								
Yes/Sp/Wi . . . . .	85	50.60	18	0	66	1	0	0
No/No/Non . . . . .	83	49.40	14	0	64	5	0	0
Total . . . . .	168		32	0	130	6	0	0
Over Votes . . . . .	1		0	0	1	0	0	0
Under Votes . . . . .	34		7	0	25	2	0	0

5520 PRECINCT 552.0

	TOTAL VOTES	%	ED OSS	ED IVO	VBM	EV OSS	EV IVO	PROV
REGISTERED VOTERS - TOTAL . . . . .	1,178							
BALLOTS CAST - TOTAL . . . . .	245		97	0	136	12	0	0
VOTER TURNOUT - TOTAL . . . . .		20.80						

MIAMI: MAYOR

Vote for 1								
Williams Alfred Armbrister Sr. . . . .	5	2.20	1	0	4	0	0	0
Christian Canache . . . . .	2	.88	1	0	1	0	0	0
Cynthia Jaquith . . . . .	5	2.20	3	0	2	0	0	0
Francis X. Suarez . . . . .	215	94.71	85	0	120	10	0	0
Total . . . . .	227		90	0	127	10	0	0
Over Votes . . . . .	0		0	0	0	0	0	0
Under Votes . . . . .	18		7	0	9	2	0	0

MIAMI: COMMISSIONER - DISTRICT 4

Vote for 1								
Manolo Reyes . . . . .	158	66.11	79	0	70	9	0	0
Ralph Rosado . . . . .	66	27.62	13	0	50	3	0	0
Denise Galvez Turros . . . . .	15	6.28	4	0	11	0	0	0
Total . . . . .	239		96	0	131	12	0	0
Over Votes . . . . .	0		0	0	0	0	0	0
Under Votes . . . . .	6		1	0	5	0	0	0

MIAMI: AUTHORIZING GEN OBLIGATION BONDS

Vote for 1								
For Bonds . . . . .	89	42.38	37	0	45	7	0	0
Against Bonds . . . . .	121	57.62	39	0	78	4	0	0
Total . . . . .	210		76	0	123	11	0	0
Over Votes . . . . .	0		0	0	0	0	0	0
Under Votes . . . . .	35		21	0	13	1	0	0

MIAMI: CHARTER AMEND, ALGD BAYSHORE LEASE

Vote for 1								
Yes/Sp/Wi . . . . .	118	59.90	38	0	73	7	0	0
No/No/Non . . . . .	79	40.10	30	0	47	2	0	0
Total . . . . .	197		68	0	120	9	0	0
Over Votes . . . . .	0		0	0	0	0	0	0
Under Votes . . . . .	48		29	0	16	3	0	0

MIAMI: CHARTER AMEND, OAIG UNCLASS SERVICE

Vote for 1								
Yes/Sp/Wi . . . . .	101	58.05	27	0	71	3	0	0
No/No/Non . . . . .	73	41.95	28	0	42	3	0	0
Total . . . . .	174		55	0	113	6	0	0
Over Votes . . . . .	0		0	0	0	0	0	0
Under Votes . . . . .	71		42	0	23	6	0	0

MIAMI

Fall Municipal Election  
November 7, 2017  
Miami-Dade County, FL

OFFICIAL RESULTS

Run Date:11/10/17 10:28 AM

Report EL30A Page 5520-02

5520 PRECINCT 552.0

	TOTAL VOTES	%	ED OSS	ED IVO	VBM	EV OSS	EV IVO	PROV
MIAMI: CHARTER AMEND, IAG EMPLOYEES								
Vote for 1								
Yes/Sp/Wi . . . . .	103	60.59	30	0	70	3	0	0
No/No/Non . . . . .	67	39.41	23	0	41	3	0	0
Total . . . . .	170		53	0	111	6	0	0
Over Votes . . . . .	0		0	0	0	0	0	0
Under Votes . . . . .	75		44	0	25	6	0	0
MIAMI: CHARTER AMEND, FILL VACANCY								
Vote for 1								
Yes/Sp/Wi . . . . .	104	59.43	32	0	67	5	0	0
No/No/Non . . . . .	71	40.57	24	0	45	2	0	0
Total . . . . .	175		56	0	112	7	0	0
Over Votes . . . . .	0		0	0	0	0	0	0
Under Votes . . . . .	70		41	0	24	5	0	0

	TOTAL VOTES	%	ED OSS	ED IVO	VBM	EV OSS	EV IVO	PROV
REGISTERED VOTERS - TOTAL . . . . .	1,739							
BALLOTS CAST - TOTAL . . . . .	339		90	0	202	47	0	0
VOTER TURNOUT - TOTAL . . . . .		19.49						
<b>MIAMI: MAYOR</b>								
Vote for 1								
Williams Alfred Armbrister Sr. . . . .	14	4.22	1	0	12	1	0	0
Christian Canache. . . . .	5	1.51	2	0	3	0	0	0
Cynthia Jaquith . . . . .	12	3.61	3	0	8	1	0	0
Francis X. Suarez. . . . .	301	90.66	84	0	173	44	0	0
Total . . . . .	332		90	0	196	46	0	0
Over Votes . . . . .	0		0	0	0	0	0	0
Under Votes . . . . .	7		0	0	6	1	0	0
<b>MIAMI: COMMISSIONER - DISTRICT 4</b>								
Vote for 1								
Manolo Reyes . . . . .	198	59.46	60	0	111	27	0	0
Ralph Rosado . . . . .	118	35.44	28	0	73	17	0	0
Denise Galvez Turros. . . . .	17	5.11	1	0	14	2	0	0
Total . . . . .	333		89	0	198	46	0	0
Over Votes . . . . .	1		0	0	1	0	0	0
Under Votes . . . . .	5		1	0	3	1	0	0
<b>MIAMI: AUTHORIZING GEN OBLIGATION BONDS</b>								
Vote for 1								
For Bonds . . . . .	127	41.91	30	0	84	13	0	0
Against Bonds . . . . .	176	58.09	50	0	100	26	0	0
Total . . . . .	303		80	0	184	39	0	0
Over Votes . . . . .	0		0	0	0	0	0	0
Under Votes . . . . .	36		10	0	18	8	0	0
<b>MIAMI: CHARTER AMEND, ALGD BAYSHORE LEASE</b>								
Vote for 1								
Yes/Sp/Wi . . . . .	183	63.10	51	0	116	16	0	0
No/No/Non . . . . .	107	36.90	29	0	58	20	0	0
Total . . . . .	290		80	0	174	36	0	0
Over Votes . . . . .	0		0	0	0	0	0	0
Under Votes . . . . .	49		10	0	28	11	0	0
<b>MIAMI: CHARTER AMEND, OAIG UNCLASS SERVICE</b>								
Vote for 1								
Yes/Sp/Wi . . . . .	168	58.74	42	0	111	15	0	0
No/No/Non . . . . .	118	41.26	34	0	66	18	0	0
Total . . . . .	286		76	0	177	33	0	0
Over Votes . . . . .	0		0	0	0	0	0	0
Under Votes . . . . .	53		14	0	25	14	0	0

MIAMI

Fall Municipal Election  
November 7, 2017  
Miami-Dade County, FL

OFFICIAL RESULTS

Run Date:11/10/17 10:28 AM

Report EL30A Page 5530-02

5530 PRECINCT 553.0

	TOTAL VOTES	%	ED OSS	ED IVO	VBM	EV OSS	EV IVO	PROV
MIAMI: CHARTER AMEND, IAG EMPLOYEES								
Vote for 1								
Yes/Sø/Wi . . . . .	172	61.43	43	0	112	17	0	0
No/No/Non . . . . .	108	38.57	32	0	59	17	0	0
Total . . . . .	280		75	0	171	34	0	0
Over Votes . . . . .	0		0	0	0	0	0	0
Under Votes . . . . .	59		15	0	31	13	0	0

MIAMI: CHARTER AMEND, FILL VACANCY								
Vote for 1								
Yes/Sø/Wi . . . . .	152	54.09	44	0	94	14	0	0
No/No/Non . . . . .	129	45.91	31	0	78	20	0	0
Total . . . . .	281		75	0	172	34	0	0
Over Votes . . . . .	0		0	0	0	0	0	0
Under Votes . . . . .	58		15	0	30	13	0	0

MIAMI

Fall Municipal Election  
November 7, 2017  
Miami-Dade County, FL

OFFICIAL RESULTS

Run Date:11/10/17 10:28 AM

Report EL30A Page 5540-01

5540 PRECINCT 554.0

	TOTAL VOTES	%	ED OSS	ED IVO	VBM	EV OSS	EV IVO	PROV
REGISTERED VOTERS - TOTAL . . . . .	1,707							
BALLOTS CAST - TOTAL . . . . .	288		53	0	201	34	0	0
VOTER TURNOUT - TOTAL . . . . .		16.87						

MIAMI: MAYOR

Vote for 1								
Williams Alfred Armbrister Sr. . . . .	2	.72	0	0	1	1	0	0
Christian Canache. . . . .	6	2.17	0	0	6	0	0	0
Cynthia Jaquith . . . . .	6	2.17	1	0	5	0	0	0
Francis X. Suarez. . . . .	263	94.95	50	0	180	33	0	0
Total . . . . .	277		51	0	192	34	0	0
Over Votes . . . . .	0		0	0	0	0	0	0
Under Votes . . . . .	11		2	0	9	0	0	0

MIAMI: COMMISSIONER - DISTRICT 4

Vote for 1								
Manolo Reyes . . . . .	127	45.52	26	0	83	18	0	0
Ralph Rosado . . . . .	133	47.67	19	0	98	16	0	0
Denise Galvez Turros. . . . .	19	6.81	3	0	16	0	0	0
Total . . . . .	279		48	0	197	34	0	0
Over Votes . . . . .	2		0	0	2	0	0	0
Under Votes . . . . .	7		5	0	2	0	0	0

MIAMI: AUTHORIZING GEN OBLIGATION BONDS

Vote for 1								
For Bonds . . . . .	110	44.53	22	0	70	18	0	0
Against Bonds . . . . .	137	55.47	24	0	104	9	0	0
Total . . . . .	247		46	0	174	27	0	0
Over Votes . . . . .	1		0	0	1	0	0	0
Under Votes . . . . .	40		7	0	26	7	0	0

MIAMI: CHARTER AMEND, ALGD BAYSHORE LEASE

Vote for 1								
Yes/So/Wi . . . . .	142	61.21	26	0	100	16	0	0
No/No/Non . . . . .	90	38.79	13	0	67	10	0	0
Total . . . . .	232		39	0	167	26	0	0
Over Votes . . . . .	0		0	0	0	0	0	0
Under Votes . . . . .	56		14	0	34	8	0	0

MIAMI: CHARTER AMEND, OAIG UNCLASS SERVICE

Vote for 1								
Yes/So/Wi . . . . .	139	62.33	21	0	98	20	0	0
No/No/Non . . . . .	84	37.67	17	0	61	6	0	0
Total . . . . .	223		38	0	159	26	0	0
Over Votes . . . . .	0		0	0	0	0	0	0
Under Votes . . . . .	65		15	0	42	8	0	0



MIAMI

Fall Municipal Election  
November 7, 2017  
Miami-Dade County, FL

OFFICIAL RESULTS

Run Date:11/10/17 10:28 AM

Report EL30A Page 5540-02

5540 PRECINCT 554.0

	TOTAL VOTES	%	ED OSS	ED IVO	VBM	EV OSS	EV IVO	PROV
MIAMI: CHARTER AMEND, IAG EMPLOYEES								
Vote for 1								
Yes/Sø/Wi . . . . .	134	61.19	24	0	92	18	0	0
No/No/Non . . . . .	85	38.81	12	0	65	8	0	0
Total . . . . .	219		36	0	157	26	0	0
Over Votes . . . . .	0		0	0	0	0	0	0
Under Votes . . . . .	69		17	0	44	8	0	0
MIAMI: CHARTER AMEND, FILL VACANCY								
Vote for 1								
Yes/Sø/Wi . . . . .	122	55.45	23	0	86	13	0	0
No/No/Non . . . . .	98	44.55	15	0	71	12	0	0
Total . . . . .	220		38	0	157	25	0	0
Over Votes . . . . .	0		0	0	0	0	0	0
Under Votes . . . . .	68		15	0	44	9	0	0

	TOTAL VOTES	%	ED OSS	ED IVO	VBM	EV OSS	EV IVO	PROV
REGISTERED VOTERS - TOTAL . . . . .	2,442							
BALLOTS CAST - TOTAL . . . . .	398		121	0	253	24	0	0
VOTER TURNOUT - TOTAL . . . . .		16.30						

MIAMI: MAYOR  
 Vote for 1

Williams Alfred Armbrister Sr. . . . .	16	4.07	7	0	9	0	0	0
Christian Canache. . . . .	3	.76	0	0	1	2	0	0
Cynthia Jaquith . . . . .	8	2.04	2	0	5	1	0	0
Francis X. Suarez. . . . .	366	93.13	112	0	233	21	0	0
Total . . . . .	393		121	0	248	24	0	0
Over Votes . . . . .	3		0	0	3	0	0	0
Under Votes . . . . .	2		0	0	2	0	0	0

MIAMI: AUTHORIZING GEN OBLIGATION BONDS  
 Vote for 1

For Bonds . . . . .	191	56.68	54	0	129	8	0	0
Against Bonds . . . . .	146	43.32	38	0	95	13	0	0
Total . . . . .	337		92	0	224	21	0	0
Over Votes . . . . .	1		1	0	0	0	0	0
Under Votes . . . . .	60		28	0	29	3	0	0

MIAMI: CHARTER AMEND, ALGD BAYSHORE LEASE  
 Vote for 1

Yes/Sp/Wi . . . . .	219	68.65	53	0	156	10	0	0
No/No/Non . . . . .	100	31.35	28	0	65	7	0	0
Total . . . . .	319		81	0	221	17	0	0
Over Votes . . . . .	0		0	0	0	0	0	0
Under Votes . . . . .	79		40	0	32	7	0	0

MIAMI: CHARTER AMEND, OAIG UNCLASS SERVICE  
 Vote for 1

Yes/Sp/Wi . . . . .	194	63.82	52	0	132	10	0	0
No/No/Non . . . . .	110	36.18	30	0	75	5	0	0
Total . . . . .	304		82	0	207	15	0	0
Over Votes . . . . .	1		0	0	1	0	0	0
Under Votes . . . . .	93		39	0	45	9	0	0

MIAMI: CHARTER AMEND, IAG EMPLOYEES  
 Vote for 1

Yes/Sp/Wi . . . . .	185	62.93	47	0	130	8	0	0
No/No/Non . . . . .	109	37.07	30	0	72	7	0	0
Total . . . . .	294		77	0	202	15	0	0
Over Votes . . . . .	0		0	0	0	0	0	0
Under Votes . . . . .	104		44	0	51	9	0	0

MIAMI

Fall Municipal Election  
November 7, 2017  
Miami-Dade County, FL

OFFICIAL RESULTS

Run Date:11/10/17 10:28 AM

Report EL30A Page 5560-02

5560 PRECINCT 556.0

	TOTAL VOTES	%	ED OSS	ED IVO	VBM	EV OSS	EV IVO	PROV
MIAMI: CHARTER AMEND, FILL VACANCY								
Vote for 1								
Yes/Sp/Wi . . . . .	177	57.84	48	0	121	8	0	0
No/No/Non . . . . .	129	42.16	33	0	86	10	0	0
Total . . . . .	306		81	0	207	18	0	0
Over Votes . . . . .	0		0	0	0	0	0	0
Under Votes . . . . .	92		40	0	46	6	0	0

Run Date:11/10/17 10:28 AM

Report EL30A Page 5570-01

5570 PRECINCT 557.0

	TOTAL VOTES	%	ED OSS	ED IVO	VBM	EV OSS	EV IVO	PROV
REGISTERED VOTERS - TOTAL . . . . .	2,945							
BALLOTS CAST - TOTAL . . . . .	653		156	0	382	115	0	0
VOTER TURNOUT - TOTAL . . . . .		22.17						

MIAMI: MAYOR

Vote for 1								
Williams Alfred Armbrister Sr. . . . .	13	2.06	4	0	8	1	0	0
Christian Canache. . . . .	19	3.02	6	0	9	4	0	0
Cynthia Jaquith . . . . .	28	4.44	8	0	14	6	0	0
Francis X. Suarez. . . . .	570	90.48	134	0	337	99	0	0
Total . . . . .	630		152	0	368	110	0	0
Over Votes . . . . .	0		0	0	0	0	0	0
Under Votes . . . . .	23		4	0	14	5	0	0

MIAMI: COMMISSIONER - DISTRICT 4

Vote for 1								
Manolo Reyes . . . . .	411	64.22	104	0	232	75	0	0
Ralph Rosado . . . . .	210	32.81	44	0	129	37	0	0
Denise Galvez Turros. . . . .	19	2.97	4	0	13	2	0	0
Total . . . . .	640		152	0	374	114	0	0
Over Votes . . . . .	2		0	0	2	0	0	0
Under Votes . . . . .	11		4	0	6	1	0	0

MIAMI: AUTHORIZING GEN OBLIGATION BONDS

Vote for 1								
For Bonds . . . . .	264	45.60	58	0	160	46	0	0
Against Bonds . . . . .	315	54.40	82	0	186	47	0	0
Total . . . . .	579		140	0	346	93	0	0
Over Votes . . . . .	1		0	0	1	0	0	0
Under Votes . . . . .	73		16	0	35	22	0	0

MIAMI: CHARTER AMEND, ALGD BAYSHORE LEASE

Vote for 1								
Yes/Sp/Wi . . . . .	348	61.59	80	0	204	64	0	0
No/No/Non . . . . .	217	38.41	58	0	131	28	0	0
Total . . . . .	565		138	0	335	92	0	0
Over Votes . . . . .	1		0	0	1	0	0	0
Under Votes . . . . .	87		18	0	46	23	0	0

MIAMI: CHARTER AMEND, OAIG UNCLASS SERVICE

Vote for 1								
Yes/Sp/Wi . . . . .	310	59.39	77	0	180	53	0	0
No/No/Non . . . . .	212	40.61	48	0	130	34	0	0
Total . . . . .	522		125	0	310	87	0	0
Over Votes . . . . .	1		0	0	1	0	0	0
Under Votes . . . . .	130		31	0	71	28	0	0

MIAMI

Fall Municipal Election  
November 7, 2017  
Miami-Dade County, FL

OFFICIAL RESULTS

Run Date:11/10/17 10:28 AM

Report EL30A Page 5570-02

5570 PRECINCT 557.0

	TOTAL VOTES	%	ED OSS	ED IVO	VBM	EV OSS	EV IVO	PROV
MIAMI: CHARTER AMEND, IAG EMPLOYEES								
Vote for 1								
Yes/Sp/Wi . . . . .	308	59.57	72	0	183	53	0	0
No/No/Non . . . . .	209	40.43	53	0	125	31	0	0
Total . . . . .	517		125	0	308	84	0	0
Over Votes . . . . .	1		0	0	1	0	0	0
Under Votes . . . . .	135		31	0	73	31	0	0

MIAMI: CHARTER AMEND, FILL VACANCY								
Vote for 1								
Yes/Sp/Wi . . . . .	278	52.06	67	0	159	52	0	0
No/No/Non . . . . .	256	47.94	61	0	160	35	0	0
Total . . . . .	534		128	0	319	87	0	0
Over Votes . . . . .	1		0	0	1	0	0	0
Under Votes . . . . .	118		28	0	62	28	0	0

Run Date:11/10/17 10:28 AM

Report EL30A Page 5580-01

5580 PRECINCT 558.0

	TOTAL VOTES	%	ED OSS	ED IVO	VBM	EV OSS	EV IVO	PROV
REGISTERED VOTERS - TOTAL . . . . .	1,475							
BALLOTS CAST - TOTAL . . . . .	277		63	0	171	43	0	0
VOTER TURNOUT - TOTAL . . . . .		18.78						

MIAMI: MAYOR

Vote for 1								
Williams Alfred Armbrister Sr. . . . .	5	1.92	3	0	1	1	0	0
Christian Canache. . . . .	12	4.60	5	0	7	0	0	0
Cynthia Jaquith . . . . .	4	1.53	2	0	2	0	0	0
Francis X. Suarez. . . . .	240	91.95	50	0	152	38	0	0
Total . . . . .	261		60	0	162	39	0	0
Over Votes . . . . .	0		0	0	0	0	0	0
Under Votes . . . . .	16		3	0	9	4	0	0

MIAMI: COMMISSIONER - DISTRICT 4

Vote for 1								
Manolo Reyes . . . . .	104	38.24	28	0	56	20	0	0
Ralph Rosado . . . . .	150	55.15	32	0	97	21	0	0
Denise Galvez Turros. . . . .	18	6.62	3	0	15	0	0	0
Total . . . . .	272		63	0	168	41	0	0
Over Votes . . . . .	0		0	0	0	0	0	0
Under Votes . . . . .	5		0	0	3	2	0	0

MIAMI: AUTHORIZING GEN OBLIGATION BONDS

Vote for 1								
For Bonds . . . . .	119	50.85	19	0	82	18	0	0
Against Bonds . . . . .	115	49.15	31	0	69	15	0	0
Total . . . . .	234		50	0	151	33	0	0
Over Votes . . . . .	0		0	0	0	0	0	0
Under Votes . . . . .	43		13	0	20	10	0	0

MIAMI: CHARTER AMEND, ALGD BAYSHORE LEASE

Vote for 1								
Yes/Sp/Wi . . . . .	142	63.96	23	0	99	20	0	0
No/No/Non . . . . .	80	36.04	24	0	46	10	0	0
Total . . . . .	222		47	0	145	30	0	0
Over Votes . . . . .	1		0	0	1	0	0	0
Under Votes . . . . .	54		16	0	25	13	0	0

MIAMI: CHARTER AMEND, OAIG UNCLASS SERVICE

Vote for 1								
Yes/Sp/Wi . . . . .	120	58.25	27	0	79	14	0	0
No/No/Non . . . . .	86	41.75	23	0	53	10	0	0
Total . . . . .	206		50	0	132	24	0	0
Over Votes . . . . .	0		0	0	0	0	0	0
Under Votes . . . . .	71		13	0	39	19	0	0

MIAMI

Fall Municipal Election  
November 7, 2017  
Miami-Dade County, FL

OFFICIAL RESULTS

Run Date:11/10/17 10:28 AM

Report EL30A Page 5580-02

5580 PRECINCT 558.0

	TOTAL VOTES	%	ED OSS	ED IVO	VBM	EV OSS	EV IVO	PROV
MIAMI: CHARTER AMEND, IAG EMPLOYEES								
Vote for 1								
Yes/Sø/Wi . . . . .	117	55.98	27	0	76	14	0	0
No/No/Non . . . . .	92	44.02	21	0	60	11	0	0
Total . . . . .	209		48	0	136	25	0	0
Over Votes . . . . .	0		0	0	0	0	0	0
Under Votes . . . . .	68		15	0	35	18	0	0
MIAMI: CHARTER AMEND, FILL VACANCY								
Vote for 1								
Yes/Sø/Wi . . . . .	121	56.54	32	0	76	13	0	0
No/No/Non . . . . .	93	43.46	20	0	62	11	0	0
Total . . . . .	214		52	0	138	24	0	0
Over Votes . . . . .	0		0	0	0	0	0	0
Under Votes . . . . .	63		11	0	33	19	0	0

MIAMI

Fall Municipal Election  
November 7, 2017  
Miami-Dade County, FL

OFFICIAL RESULTS

Run Date:11/10/17 10:28 AM

Report EL30A Page 5590-01

5590 PRECINCT 559.0

	TOTAL VOTES	%	ED OSS	ED IVO	VBM	EV OSS	EV IVO	PROV
REGISTERED VOTERS - TOTAL . . . . .	1,468							
BALLOTS CAST - TOTAL . . . . .	251		91	0	127	33	0	0
VOTER TURNOUT - TOTAL . . . . .		17.10						

MIAMI: MAYOR

Vote for 1								
Williams Alfred Armbrister Sr. . . . .	7	2.83	4	0	3	0	0	0
Christian Canache. . . . .	4	1.62	2	0	2	0	0	0
Cynthia Jaquith . . . . .	5	2.02	2	0	2	1	0	0
Francis X. Suarez. . . . .	231	93.52	81	0	118	32	0	0
Total . . . . .	247		89	0	125	33	0	0
Over Votes . . . . .	0		0	0	0	0	0	0
Under Votes . . . . .	4		2	0	2	0	0	0

MIAMI: COMMISSIONER - DISTRICT 4

Vote for 1								
Manolo Reyes . . . . .	152	63.07	57	0	79	16	0	0
Ralph Rosado . . . . .	66	27.39	23	0	29	14	0	0
Denise Galvez Turros. . . . .	23	9.54	9	0	11	3	0	0
Total . . . . .	241		89	0	119	33	0	0
Over Votes . . . . .	0		0	0	0	0	0	0
Under Votes . . . . .	10		2	0	8	0	0	0

MIAMI: AUTHORIZING GEN OBLIGATION BONDS

Vote for 1								
For Bonds . . . . .	102	47.22	38	0	46	18	0	0
Against Bonds . . . . .	114	52.78	43	0	58	13	0	0
Total . . . . .	216		81	0	104	31	0	0
Over Votes . . . . .	2		1	0	1	0	0	0
Under Votes . . . . .	33		9	0	22	2	0	0

MIAMI: CHARTER AMEND, ALGD BAYSHORE LEASE

Vote for 1								
Yes/Sø/Wi . . . . .	131	60.93	51	0	63	17	0	0
No/No/Non . . . . .	84	39.07	28	0	46	10	0	0
Total . . . . .	215		79	0	109	27	0	0
Over Votes . . . . .	0		0	0	0	0	0	0
Under Votes . . . . .	36		12	0	18	6	0	0

MIAMI: CHARTER AMEND, OAIG UNCLASS SERVICE

Vote for 1								
Yes/Sø/Wi . . . . .	120	61.22	40	0	64	16	0	0
No/No/Non . . . . .	76	38.78	31	0	34	11	0	0
Total . . . . .	196		71	0	98	27	0	0
Over Votes . . . . .	0		0	0	0	0	0	0
Under Votes . . . . .	55		20	0	29	6	0	0



MIAMI

Fall Municipal Election  
November 7, 2017  
Miami-Dade County, FL

OFFICIAL RESULTS

Run Date:11/10/17 10:28 AM

Report EL30A Page 5590-02

5590 PRECINCT 559.0

	TOTAL VOTES	%	ED OSS	ED IVO	VBM	EV OSS	EV IVO	PROV
MIAMI: CHARTER AMEND, IAG EMPLOYEES								
Vote for 1								
Yes/Sp/Wi . . . . .	121	62.37	40	0	65	16	0	0
No/No/Non . . . . .	73	37.63	31	0	32	10	0	0
Total . . . . .	194		71	0	97	26	0	0
Over Votes . . . . .	0		0	0	0	0	0	0
Under Votes . . . . .	57		20	0	30	7	0	0
MIAMI: CHARTER AMEND, FILL VACANCY								
Vote for 1								
Yes/Sp/Wi . . . . .	113	53.55	40	0	59	14	0	0
No/No/Non . . . . .	98	46.45	34	0	50	14	0	0
Total . . . . .	211		74	0	109	28	0	0
Over Votes . . . . .	0		0	0	0	0	0	0
Under Votes . . . . .	40		17	0	18	5	0	0

	TOTAL VOTES	%	ED OSS	ED IVO	VBM	EV OSS	EV IVO	PROV
REGISTERED VOTERS - TOTAL . . . . .	1,311							
BALLOTS CAST - TOTAL . . . . .	228		78	0	129	21	0	0
VOTER TURNOUT - TOTAL . . . . .		17.39						
 MIAMI: MAYOR								
Vote for 1								
Williams Alfred Armbrister Sr. . . . .	4	1.79	1	0	1	2	0	0
Christian Canache. . . . .	3	1.34	1	0	2	0	0	0
Cynthia Jaquith . . . . .	3	1.34	2	0	0	1	0	0
Francis X. Suarez. . . . .	214	95.54	71	0	126	17	0	0
Total . . . . .	224		75	0	129	20	0	0
Over Votes . . . . .	0		0	0	0	0	0	0
Under Votes . . . . .	4		3	0	0	1	0	0
 MIAMI: COMMISSIONER - DISTRICT 4								
Vote for 1								
Manolo Reyes . . . . .	156	70.27	61	0	80	15	0	0
Ralph Rosado . . . . .	57	25.68	14	0	37	6	0	0
Denise Galvez Turros. . . . .	9	4.05	2	0	7	0	0	0
Total . . . . .	222		77	0	124	21	0	0
Over Votes . . . . .	1		0	0	1	0	0	0
Under Votes . . . . .	5		1	0	4	0	0	0
 MIAMI: AUTHORIZING GEN OBLIGATION BONDS								
Vote for 1								
For Bonds . . . . .	93	46.97	26	0	56	11	0	0
Against Bonds . . . . .	105	53.03	42	0	54	9	0	0
Total . . . . .	198		68	0	110	20	0	0
Over Votes . . . . .	1		0	0	1	0	0	0
Under Votes . . . . .	29		10	0	18	1	0	0
 MIAMI: CHARTER AMEND, ALGD BAYSHORE LEASE								
Vote for 1								
Yes/Sp/Wi . . . . .	120	64.17	36	0	71	13	0	0
No/No/Non . . . . .	67	35.83	28	0	34	5	0	0
Total . . . . .	187		64	0	105	18	0	0
Over Votes . . . . .	0		0	0	0	0	0	0
Under Votes . . . . .	41		14	0	24	3	0	0
 MIAMI: CHARTER AMEND, OAIG UNCLASS SERVICE								
Vote for 1								
Yes/Sp/Wi . . . . .	111	60.66	33	0	68	10	0	0
No/No/Non . . . . .	72	39.34	26	0	39	7	0	0
Total . . . . .	183		59	0	107	17	0	0
Over Votes . . . . .	0		0	0	0	0	0	0
Under Votes . . . . .	45		19	0	22	4	0	0

MIAMI

Fall Municipal Election  
November 7, 2017  
Miami-Dade County, FL

OFFICIAL RESULTS

Run Date:11/10/17 10:28 AM

Report EL30A Page 5600-02

5600 PRECINCT 560.0

	TOTAL VOTES	%	ED OSS	ED IVO	VBM	EV OSS	EV IVO	PROV
MIAMI: CHARTER AMEND, IAG EMPLOYEES								
Vote for 1								
Yes/Sp/Wi . . . . .	120	65.22	38	0	71	11	0	0
No/No/Non . . . . .	64	34.78	20	0	38	6	0	0
Total . . . . .	184		58	0	109	17	0	0
Over Votes . . . . .	0		0	0	0	0	0	0
Under Votes . . . . .	44		20	0	20	4	0	0
MIAMI: CHARTER AMEND, FILL VACANCY								
Vote for 1								
Yes/Sp/Wi . . . . .	106	57.61	32	0	64	10	0	0
No/No/Non . . . . .	78	42.39	28	0	44	6	0	0
Total . . . . .	184		60	0	108	16	0	0
Over Votes . . . . .	0		0	0	0	0	0	0
Under Votes . . . . .	44		18	0	21	5	0	0

	TOTAL VOTES	%	ED OSS	ED IVO	VBM	EV OSS	EV IVO	PROV
REGISTERED VOTERS - TOTAL . . . . .	3,229							
BALLOTS CAST - TOTAL . . . . .	415		145	0	243	25	0	2
VOTER TURNOUT - TOTAL . . . . .		12.85						
 MIAMI: MAYOR								
Vote for 1								
Williams Alfred Armbrister Sr. . . . .	14	3.55	4	0	10	0	0	0
Christian Canache. . . . .	14	3.55	5	0	8	1	0	0
Cynthia Jaquith . . . . .	22	5.58	9	0	12	0	0	1
Francis X. Suarez. . . . .	344	87.31	120	0	201	22	0	1
Total . . . . .	394		138	0	231	23	0	2
Over Votes . . . . .	3		0	0	3	0	0	0
Under Votes . . . . .	18		7	0	9	2	0	0
 MIAMI: COMMISSIONER - DISTRICT 4								
Vote for 1								
Manolo Reyes . . . . .	192	48.73	54	0	124	13	0	1
Ralph Rosado . . . . .	160	40.61	69	0	80	10	0	1
Denise Galvez Turros. . . . .	42	10.66	13	0	28	1	0	0
Total . . . . .	394		136	0	232	24	0	2
Over Votes . . . . .	1		0	0	1	0	0	0
Under Votes . . . . .	20		9	0	10	1	0	0
 MIAMI: AUTHORIZING GEN OBLIGATION BONDS								
Vote for 1								
For Bonds . . . . .	201	53.03	71	0	117	12	0	1
Against Bonds . . . . .	178	46.97	57	0	108	12	0	1
Total . . . . .	379		128	0	225	24	0	2
Over Votes . . . . .	0		0	0	0	0	0	0
Under Votes . . . . .	36		17	0	18	1	0	0
 MIAMI: CHARTER AMEND, ALGD BAYSHORE LEASE								
Vote for 1								
Yes/Sp/Wi . . . . .	223	60.27	80	0	128	14	0	1
No/No/Non . . . . .	147	39.73	45	0	92	9	0	1
Total . . . . .	370		125	0	220	23	0	2
Over Votes . . . . .	0		0	0	0	0	0	0
Under Votes . . . . .	45		20	0	23	2	0	0
 MIAMI: CHARTER AMEND, OAIG UNCLASS SERVICE								
Vote for 1								
Yes/Sp/Wi . . . . .	251	72.75	89	0	147	14	0	1
No/No/Non . . . . .	94	27.25	26	0	61	6	0	1
Total . . . . .	345		115	0	208	20	0	2
Over Votes . . . . .	0		0	0	0	0	0	0
Under Votes . . . . .	70		30	0	35	5	0	0

MIAMI

Fall Municipal Election  
November 7, 2017  
Miami-Dade County, FL

OFFICIAL RESULTS

Run Date:11/10/17 10:28 AM

Report EL30A Page 5610-02

5610 PRECINCT 561.0

	TOTAL VOTES	%	ED OSS	ED IVO	VBM	EV OSS	EV IVO	PROV
MIAMI: CHARTER AMEND, IAG EMPLOYEES								
Vote for 1								
Yes/Sø/Wi . . . . .	251	73.39	85	0	149	16	0	1
No/No/Non . . . . .	91	26.61	30	0	56	4	0	1
Total . . . . .	342		115	0	205	20	0	2
Over Votes . . . . .	0		0	0	0	0	0	0
Under Votes . . . . .	73		30	0	38	5	0	0

MIAMI: CHARTER AMEND, FILL VACANCY								
Vote for 1								
Yes/Sø/Wi . . . . .	215	62.68	74	0	128	12	0	1
No/No/Non . . . . .	128	37.32	41	0	78	8	0	1
Total . . . . .	343		115	0	206	20	0	2
Over Votes . . . . .	1		0	0	1	0	0	0
Under Votes . . . . .	71		30	0	36	5	0	0

MIAMI

Fall Municipal Election  
November 7, 2017  
Miami-Dade County, FL

OFFICIAL RESULTS

Run Date:11/10/17 10:28 AM

Report EL30A Page 5630-01

5630 PRECINCT 563.0

	TOTAL VOTES	%	ED OSS	ED IVO	VBM	EV OSS	EV IVO	PROV
REGISTERED VOTERS - TOTAL	1,633							
BALLOTS CAST - TOTAL	283		83	0	136	64	0	0
VOTER TURNOUT - TOTAL		17.33						

MIAMI: MAYOR

Vote for 1								
Williams Alfred Armbrister Sr.	11	4.37	7	0	2	2	0	0
Christian Canache.	13	5.16	6	0	3	4	0	0
Cynthia Jaquith	21	8.33	9	0	9	3	0	0
Francis X. Suarez.	207	82.14	53	0	109	45	0	0
Total	252		75	0	123	54	0	0
Over Votes	0		0	0	0	0	0	0
Under Votes	31		8	0	13	10	0	0

MIAMI: COMMISSIONER - DISTRICT 3

Vote for 1								
Zoraida A. Barreiro	89	32.01	17	0	43	29	0	0
Joe Carollo.	53	19.06	18	0	25	10	0	0
Alex Dominguez.	14	5.04	5	0	4	5	0	0
Alfonso "Alfie" Leon.	74	26.62	24	0	45	5	0	0
Tomas Regalado.	26	9.35	9	0	12	5	0	0
Miguel Soliman.	6	2.16	2	0	3	1	0	0
Jose Suarez.	16	5.76	7	0	3	6	0	0
Total	278		82	0	135	61	0	0
Over Votes	3		0	0	1	2	0	0
Under Votes	2		1	0	0	1	0	0

MIAMI: AUTHORIZING GEN OBLIGATION BONDS

Vote for 1								
For Bonds	139	58.40	52	0	69	18	0	0
Against Bonds	99	41.60	24	0	47	28	0	0
Total	238		76	0	116	46	0	0
Over Votes	0		0	0	0	0	0	0
Under Votes	45		7	0	20	18	0	0

MIAMI: CHARTER AMEND, ALGD BAYSHORE LEASE

Vote for 1								
Yes/Sp/Wi	136	58.12	46	0	73	17	0	0
No/No/Non	98	41.88	30	0	38	30	0	0
Total	234		76	0	111	47	0	0
Over Votes	1		0	0	1	0	0	0
Under Votes	48		7	0	24	17	0	0

MIAMI

Fall Municipal Election  
November 7, 2017  
Miami-Dade County, FL

OFFICIAL RESULTS

Run Date:11/10/17 10:28 AM

Report EL30A Page 5630-02

5630 PRECINCT 563.0

	TOTAL VOTES	%	ED OSS	ED IVO	VBM	EV OSS	EV IVO	PROV
MIAMI: CHARTER AMEND, OAIG UNCLASS SERVICE								
Vote for 1								
Yes/Sp/Wi . . . . .	154	70.00	53	0	75	26	0	0
No/No/Non . . . . .	66	30.00	21	0	28	17	0	0
Total . . . . .	220		74	0	103	43	0	0
Over Votes . . . . .	0		0	0	0	0	0	0
Under Votes . . . . .	63		9	0	33	21	0	0
MIAMI: CHARTER AMEND, IAG EMPLOYEES								
Vote for 1								
Yes/Sp/Wi . . . . .	162	73.30	55	0	77	30	0	0
No/No/Non . . . . .	59	26.70	19	0	28	12	0	0
Total . . . . .	221		74	0	105	42	0	0
Over Votes . . . . .	0		0	0	0	0	0	0
Under Votes . . . . .	62		9	0	31	22	0	0
MIAMI: CHARTER AMEND, FILL VACANCY								
Vote for 1								
Yes/Sp/Wi . . . . .	152	69.09	52	0	73	27	0	0
No/No/Non . . . . .	68	30.91	23	0	29	16	0	0
Total . . . . .	220		75	0	102	43	0	0
Over Votes . . . . .	0		0	0	0	0	0	0
Under Votes . . . . .	63		8	0	34	21	0	0

Run Date:11/10/17 10:28 AM

Report EL30A Page 5640-01

5640 PRECINCT 564.0

	TOTAL VOTES	%	ED OSS	ED IVO	VBM	EV OSS	EV IVO	PROV
REGISTERED VOTERS - TOTAL . . . . .	2,199							
BALLOTS CAST - TOTAL . . . . .	463		87	0	233	143	0	0
VOTER TURNOUT - TOTAL . . . . .		21.06						

MIAMI: MAYOR

Vote for 1								
Williams Alfred Armbrister Sr. . . . .	23	5.54	5	0	12	6	0	0
Christian Canache. . . . .	10	2.41	1	0	6	3	0	0
Cynthia Jaquith . . . . .	31	7.47	6	0	17	8	0	0
Francis X. Suarez. . . . .	351	84.58	63	0	177	111	0	0
Total . . . . .	415		75	0	212	128	0	0
Over Votes . . . . .	1		0	0	1	0	0	0
Under Votes . . . . .	47		12	0	20	15	0	0

MIAMI: COMMISSIONER - DISTRICT 3

Vote for 1								
Zoraida A. Barreiro . . . . .	140	31.25	24	0	70	46	0	0
Joe Carollo. . . . .	142	31.70	28	0	69	45	0	0
Alex Dominguez. . . . .	8	1.79	3	0	4	1	0	0
Alfonso "Alfie" Leon. . . . .	60	13.39	10	0	36	14	0	0
Tomas Regalado. . . . .	40	8.93	10	0	22	8	0	0
Miguel Soliman. . . . .	41	9.15	5	0	12	24	0	0
Jose Suarez. . . . .	17	3.79	3	0	10	4	0	0
Total . . . . .	448		83	0	223	142	0	0
Over Votes . . . . .	7		2	0	5	0	0	0
Under Votes . . . . .	8		2	0	5	1	0	0

MIAMI: AUTHORIZING GEN OBLIGATION BONDS

Vote for 1								
For Bonds . . . . .	198	52.66	37	0	106	55	0	0
Against Bonds . . . . .	178	47.34	25	0	98	55	0	0
Total . . . . .	376		62	0	204	110	0	0
Over Votes . . . . .	0		0	0	0	0	0	0
Under Votes . . . . .	87		25	0	29	33	0	0

MIAMI: CHARTER AMEND, ALGD BAYSHORE LEASE

Vote for 1								
Yes/So/Wi . . . . .	236	65.92	35	0	134	67	0	0
No/No/Non . . . . .	122	34.08	17	0	63	42	0	0
Total . . . . .	358		52	0	197	109	0	0
Over Votes . . . . .	1		0	0	1	0	0	0
Under Votes . . . . .	104		35	0	35	34	0	0



MIAMI

Fall Municipal Election  
November 7, 2017  
Miami-Dade County, FL

OFFICIAL RESULTS

Run Date:11/10/17 10:28 AM

Report EL30A Page 5640-02

5640 PRECINCT 564.0

	TOTAL VOTES	%	ED OSS	ED IVO	VBM	EV OSS	EV IVO	PROV
MIAMI: CHARTER AMEND, OAIG UNCLASS SERVICE								
Vote for 1								
Yes/Sø/Wi . . . . .	205	59.59	32	0	115	58	0	0
No/No/Non . . . . .	139	40.41	20	0	70	49	0	0
Total . . . . .	344		52	0	185	107	0	0
Over Votes . . . . .	0		0	0	0	0	0	0
Under Votes . . . . .	119		35	0	48	36	0	0
MIAMI: CHARTER AMEND, IAG EMPLOYEES								
Vote for 1								
Yes/Sø/Wi . . . . .	218	62.64	38	0	123	57	0	0
No/No/Non . . . . .	130	37.36	17	0	66	47	0	0
Total . . . . .	348		55	0	189	104	0	0
Over Votes . . . . .	0		0	0	0	0	0	0
Under Votes . . . . .	115		32	0	44	39	0	0
MIAMI: CHARTER AMEND, FILL VACANCY								
Vote for 1								
Yes/Sø/Wi . . . . .	193	54.06	32	0	99	62	0	0
No/No/Non . . . . .	164	45.94	25	0	90	49	0	0
Total . . . . .	357		57	0	189	111	0	0
Over Votes . . . . .	0		0	0	0	0	0	0
Under Votes . . . . .	106		30	0	44	32	0	0

Run Date:11/10/17 10:28 AM

5650 PRECINCT 565.0

	TOTAL VOTES	%	ED OSS	ED IVO	VBM	EV OSS	EV IVO	PROV
REGISTERED VOTERS - TOTAL . . . . .	1,858							
BALLOTS CAST - TOTAL . . . . .	329		88	0	188	53	0	0
VOTER TURNOUT - TOTAL . . . . .		17.71						

MIAMI: MAYOR

Vote for 1								
Williams Alfred Armbrister Sr. . . . .	12	4.01	4	0	5	3	0	0
Christian Canache. . . . .	10	3.34	1	0	6	3	0	0
Cynthia Jaquith . . . . .	13	4.35	4	0	5	4	0	0
Francis X. Suarez. . . . .	264	88.29	74	0	152	38	0	0
Total . . . . .	299		83	0	168	48	0	0
Over Votes . . . . .	0		0	0	0	0	0	0
Under Votes . . . . .	30		5	0	20	5	0	0

MIAMI: COMMISSIONER - DISTRICT 3

Vote for 1								
Zoraida A. Barreiro . . . . .	35	10.94	5	0	18	12	0	0
Joe Carollo. . . . .	136	42.50	40	0	84	12	0	0
Alex Dominguez. . . . .	10	3.13	2	0	7	1	0	0
Alfonso "Alfie" Leon. . . . .	41	12.81	9	0	23	9	0	0
Tomas Regalado. . . . .	67	20.94	21	0	38	8	0	0
Miguel Soliman. . . . .	17	5.31	2	0	7	8	0	0
Jose Suarez. . . . .	14	4.38	6	0	5	3	0	0
Total . . . . .	320		85	0	182	53	0	0
Over Votes . . . . .	3		2	0	1	0	0	0
Under Votes . . . . .	6		1	0	5	0	0	0

MIAMI: AUTHORIZING GEN OBLIGATION BONDS

Vote for 1								
For Bonds . . . . .	138	49.82	37	0	80	21	0	0
Against Bonds . . . . .	139	50.18	40	0	75	24	0	0
Total . . . . .	277		77	0	155	45	0	0
Over Votes . . . . .	0		0	0	0	0	0	0
Under Votes . . . . .	52		11	0	33	8	0	0

MIAMI: CHARTER AMEND, ALGD BAYSHORE LEASE

Vote for 1								
Yes/So/Wi . . . . .	169	64.75	40	0	105	24	0	0
No/No/Non . . . . .	92	35.25	28	0	45	19	0	0
Total . . . . .	261		68	0	150	43	0	0
Over Votes . . . . .	1		1	0	0	0	0	0
Under Votes . . . . .	67		19	0	38	10	0	0

MIAMI

Fall Municipal Election  
November 7, 2017  
Miami-Dade County, FL

OFFICIAL RESULTS

Run Date:11/10/17 10:28 AM

Report EL30A Page 5650-02

5650 PRECINCT 565.0

	TOTAL VOTES	%	ED OSS	ED IVO	VBM	EV OSS	EV IVO	PROV
MIAMI: CHARTER AMEND, OAIG UNCLASS SERVICE								
Vote for 1								
Yes/Sp/Wi . . . . .	160	64.00	44	0	91	25	0	0
No/No/Non . . . . .	90	36.00	27	0	46	17	0	0
Total . . . . .	250		71	0	137	42	0	0
Over Votes . . . . .	1		0	0	1	0	0	0
Under Votes . . . . .	78		17	0	50	11	0	0
MIAMI: CHARTER AMEND, IAG EMPLOYEES								
Vote for 1								
Yes/Sp/Wi . . . . .	159	64.90	39	0	93	27	0	0
No/No/Non . . . . .	86	35.10	29	0	42	15	0	0
Total . . . . .	245		68	0	135	42	0	0
Over Votes . . . . .	1		0	0	1	0	0	0
Under Votes . . . . .	83		20	0	52	11	0	0
MIAMI: CHARTER AMEND, FILL VACANCY								
Vote for 1								
Yes/Sp/Wi . . . . .	137	54.80	36	0	80	21	0	0
No/No/Non . . . . .	113	45.20	34	0	59	20	0	0
Total . . . . .	250		70	0	139	41	0	0
Over Votes . . . . .	1		1	0	0	0	0	0
Under Votes . . . . .	78		17	0	49	12	0	0

MIAMI

Fall Municipal Election  
November 7, 2017  
Miami-Dade County, FL

OFFICIAL RESULTS

Run Date:11/10/17 10:28 AM

Report EL30A Page 5660-01

5660 PRECINCT 566.0

	TOTAL VOTES	%	ED OSS	ED IVO	VBM	EV OSS	EV IVO	PROV
REGISTERED VOTERS - TOTAL	2,702							
BALLOTS CAST - TOTAL	476		123	0	252	101	0	0
VOTER TURNOUT - TOTAL		17.62						

MIAMI: MAYOR

Vote for 1								
Williams Alfred Armbrister Sr.	19	4.27	7	0	7	5	0	0
Christian Canache.	7	1.57	3	0	2	2	0	0
Cynthia Jaquith	25	5.62	8	0	7	10	0	0
Francis X. Suarez.	394	88.54	95	0	219	80	0	0
Total	445		113	0	235	97	0	0
Over Votes	0		0	0	0	0	0	0
Under Votes	31		10	0	17	4	0	0

MIAMI: COMMISSIONER - DISTRICT 3

Vote for 1								
Zoraida A. Barreiro	130	27.96	25	0	75	30	0	0
Joe Carollo.	130	27.96	29	0	75	26	0	0
Alex Dominguez.	26	5.59	12	0	7	7	0	0
Alfonso "Alfie" Leon.	61	13.12	28	0	27	6	0	0
Tomas Regalado.	68	14.62	17	0	35	16	0	0
Miguel Soliman.	21	4.52	2	0	14	5	0	0
Jose Suarez.	29	6.24	8	0	11	10	0	0
Total	465		121	0	244	100	0	0
Over Votes	4		0	0	4	0	0	0
Under Votes	7		2	0	4	1	0	0

MIAMI: AUTHORIZING GEN OBLIGATION BONDS

Vote for 1								
For Bonds	205	52.84	63	0	102	40	0	0
Against Bonds	183	47.16	42	0	95	46	0	0
Total	388		105	0	197	86	0	0
Over Votes	0		0	0	0	0	0	0
Under Votes	88		18	0	55	15	0	0

MIAMI: CHARTER AMEND, ALGD BAYSHORE LEASE

Vote for 1								
Yes/Sp/Wi	211	57.97	60	0	103	48	0	0
No/No/Non	153	42.03	40	0	81	32	0	0
Total	364		100	0	184	80	0	0
Over Votes	1		0	0	1	0	0	0
Under Votes	111		23	0	67	21	0	0

MIAMI

Fall Municipal Election  
November 7, 2017  
Miami-Dade County, FL

OFFICIAL RESULTS

Run Date:11/10/17 10:28 AM

Report EL30A Page 5660-02

5660 PRECINCT 566.0

	TOTAL VOTES	%	ED OSS	ED IVO	VBM	EV OSS	EV IVO	PROV
MIAMI: CHARTER AMEND, OAIG UNCLASS SERVICE								
Vote for 1								
Yes/Sp/Wi . . . . .	225	63.56	60	0	115	50	0	0
No/No/Non . . . . .	129	36.44	37	0	63	29	0	0
Total . . . . .	354		97	0	178	79	0	0
Over Votes . . . . .	0		0	0	0	0	0	0
Under Votes . . . . .	122		26	0	74	22	0	0
MIAMI: CHARTER AMEND, IAG EMPLOYEES								
Vote for 1								
Yes/Sp/Wi . . . . .	229	65.80	68	0	109	52	0	0
No/No/Non . . . . .	119	34.20	27	0	68	24	0	0
Total . . . . .	348		95	0	177	76	0	0
Over Votes . . . . .	0		0	0	0	0	0	0
Under Votes . . . . .	128		28	0	75	25	0	0
MIAMI: CHARTER AMEND, FILL VACANCY								
Vote for 1								
Yes/Sp/Wi . . . . .	193	53.61	63	0	85	45	0	0
No/No/Non . . . . .	167	46.39	38	0	93	36	0	0
Total . . . . .	360		101	0	178	81	0	0
Over Votes . . . . .	0		0	0	0	0	0	0
Under Votes . . . . .	116		22	0	74	20	0	0

5670 PRECINCT 567.0

	TOTAL VOTES	%	ED OSS	ED IVO	VBM	EV OSS	EV IVO	PROV
REGISTERED VOTERS - TOTAL . . . . .	2,126							
BALLOTS CAST - TOTAL . . . . .	494		173	0	237	84	0	0
VOTER TURNOUT - TOTAL . . . . .		23.24						

MIAMI: MAYOR  
 Vote for 1

Williams Alfred Armbrister Sr. . . . .	28	5.89	11	0	10	7	0	0
Christian Canache. . . . .	20	4.21	4	0	14	2	0	0
Cynthia Jaquith . . . . .	26	5.47	16	0	9	1	0	0
Francis X. Suarez. . . . .	401	84.42	133	0	196	72	0	0
Total . . . . .	475		164	0	229	82	0	0
Over Votes . . . . .	0		0	0	0	0	0	0
Under Votes . . . . .	19		9	0	8	2	0	0

MIAMI: COMMISSIONER - DISTRICT 3  
 Vote for 1

Zoraida A. Barreiro . . . . .	63	12.91	20	0	38	5	0	0
Joe Carollo. . . . .	98	20.08	23	0	59	16	0	0
Alex Dominguez. . . . .	41	8.40	16	0	16	9	0	0
Alfonso "Alfie" Leon. . . . .	123	25.20	43	0	51	29	0	0
Tomas Regalado. . . . .	119	24.39	49	0	52	18	0	0
Miguel Soliman. . . . .	11	2.25	3	0	5	3	0	0
Jose Suarez. . . . .	33	6.76	16	0	13	4	0	0
Total . . . . .	488		170	0	234	84	0	0
Over Votes . . . . .	2		0	0	2	0	0	0
Under Votes . . . . .	4		3	0	1	0	0	0

MIAMI: AUTHORIZING GEN OBLIGATION BONDS  
 Vote for 1

For Bonds . . . . .	214	46.42	89	0	77	48	0	0
Against Bonds . . . . .	247	53.58	73	0	142	32	0	0
Total . . . . .	461		162	0	219	80	0	0
Over Votes . . . . .	0		0	0	0	0	0	0
Under Votes . . . . .	33		11	0	18	4	0	0

MIAMI: CHARTER AMEND, ALGD BAYSHORE LEASE  
 Vote for 1

Yes/Sp/Wi . . . . .	296	64.63	104	0	135	57	0	0
No/No/Non . . . . .	162	35.37	57	0	84	21	0	0
Total . . . . .	458		161	0	219	78	0	0
Over Votes . . . . .	0		0	0	0	0	0	0
Under Votes . . . . .	36		12	0	18	6	0	0

MIAMI

Fall Municipal Election  
November 7, 2017  
Miami-Dade County, FL

OFFICIAL RESULTS

Run Date:11/10/17 10:28 AM

Report EL30A Page 5670-02

5670 PRECINCT 567.0

	TOTAL VOTES	%	ED OSS	ED IVO	VBM	EV OSS	EV IVO	PROV
MIAMI: CHARTER AMEND, OAIG UNCLASS SERVICE								
Vote for 1								
Yes/Sq/Wi . . . . .	299	68.89	105	0	141	53	0	0
No/No/Non . . . . .	135	31.11	49	0	70	16	0	0
Total . . . . .	434		154	0	211	69	0	0
Over Votes . . . . .	0		0	0	0	0	0	0
Under Votes . . . . .	60		19	0	26	15	0	0
MIAMI: CHARTER AMEND, IAG EMPLOYEES								
Vote for 1								
Yes/Sq/Wi . . . . .	274	63.87	97	0	128	49	0	0
No/No/Non . . . . .	155	36.13	54	0	81	20	0	0
Total . . . . .	429		151	0	209	69	0	0
Over Votes . . . . .	1		1	0	0	0	0	0
Under Votes . . . . .	64		21	0	28	15	0	0
MIAMI: CHARTER AMEND, FILL VACANCY								
Vote for 1								
Yes/Sq/Wi . . . . .	236	55.01	93	0	101	42	0	0
No/No/Non . . . . .	193	44.99	59	0	106	28	0	0
Total . . . . .	429		152	0	207	70	0	0
Over Votes . . . . .	0		0	0	0	0	0	0
Under Votes . . . . .	65		21	0	30	14	0	0

MIAMI

Fall Municipal Election  
November 7, 2017  
Miami-Dade County, FL

OFFICIAL RESULTS

Run Date:11/10/17 10:28 AM

Report EL30A Page 5680-01

5680 PRECINCT 568.0

	TOTAL VOTES	%	ED OSS	ED IVO	VBM	EV OSS	EV IVO	PROV
REGISTERED VOTERS - TOTAL . . . . .	0							
BALLOTS CAST - TOTAL. . . . .	0		0	0	0	0	0	0
 MIAMI: MAYOR								
Vote for 1								
Williams Alfred Armbrister Sr. . . . .	0		0	0	0	0	0	0
Christian Canache. . . . .	0		0	0	0	0	0	0
Cynthia Jaquith . . . . .	0		0	0	0	0	0	0
Francis X. Suarez. . . . .	0		0	0	0	0	0	0
Over Votes . . . . .	0		0	0	0	0	0	0
Under Votes . . . . .	0		0	0	0	0	0	0
 MIAMI: AUTHORIZING GEN OBLIGATION BONDS								
Vote for 1								
For Bonds . . . . .	0		0	0	0	0	0	0
Against Bonds . . . . .	0		0	0	0	0	0	0
Over Votes . . . . .	0		0	0	0	0	0	0
Under Votes . . . . .	0		0	0	0	0	0	0
 MIAMI: CHARTER AMEND, ALGD BAYSHORE LEASE								
Vote for 1								
Yes/Sp/Wi . . . . .	0		0	0	0	0	0	0
No/No/Non . . . . .	0		0	0	0	0	0	0
Over Votes . . . . .	0		0	0	0	0	0	0
Under Votes . . . . .	0		0	0	0	0	0	0
 MIAMI: CHARTER AMEND, OAIG UNCLASS SERVICE								
Vote for 1								
Yes/Sp/Wi . . . . .	0		0	0	0	0	0	0
No/No/Non . . . . .	0		0	0	0	0	0	0
Over Votes . . . . .	0		0	0	0	0	0	0
Under Votes . . . . .	0		0	0	0	0	0	0
 MIAMI: CHARTER AMEND, IAG EMPLOYEES								
Vote for 1								
Yes/Sp/Wi . . . . .	0		0	0	0	0	0	0
No/No/Non . . . . .	0		0	0	0	0	0	0
Over Votes . . . . .	0		0	0	0	0	0	0
Under Votes . . . . .	0		0	0	0	0	0	0



MIAMI

Fall Municipal Election  
November 7, 2017  
Miami-Dade County, FL

OFFICIAL RESULTS

Run Date:11/10/17 10:28 AM

Report EL30A Page 5680-02

5680 PRECINCT 568.0

	TOTAL VOTES	%	ED OSS	ED IVO	VBM	EV OSS	EV IVO	PROV
MIAMI: CHARTER AMEND, FILL VACANCY								
Vote for 1								
Yes/Sp/Wi . . . . .	0		0	0	0	0	0	0
No/No/Non . . . . .	0		0	0	0	0	0	0
Over Votes . . . . .	0		0	0	0	0	0	0
Under Votes . . . . .	0		0	0	0	0	0	0

Run Date:11/10/17 10:28 AM

Report EL30A Page 5690-01

5690 PRECINCT 569.0

	TOTAL VOTES	%	ED OSS	ED IVO	VBM	EV OSS	EV IVO	PROV
REGISTERED VOTERS - TOTAL . . . . .	3,973							
BALLOTS CAST - TOTAL . . . . .	681		237	0	394	50	0	0
VOTER TURNOUT - TOTAL . . . . .		17.14						

MIAMI: MAYOR  
 Vote for 1

Williams Alfred Armbrister Sr. . . . .	31	4.80	9	0	20	2	0	0
Christian Canache . . . . .	23	3.56	5	0	16	2	0	0
Cynthia Jaquith . . . . .	31	4.80	12	0	19	0	0	0
Francis X. Suarez . . . . .	561	86.84	204	0	314	43	0	0
Total . . . . .	646		230	0	369	47	0	0
Over Votes . . . . .	2		0	0	2	0	0	0
Under Votes . . . . .	33		7	0	23	3	0	0

MIAMI: AUTHORIZING GEN OBLIGATION BONDS  
 Vote for 1

For Bonds . . . . .	445	67.32	147	0	265	33	0	0
Against Bonds . . . . .	216	32.68	81	0	118	17	0	0
Total . . . . .	661		228	0	383	50	0	0
Over Votes . . . . .	0		0	0	0	0	0	0
Under Votes . . . . .	20		9	0	11	0	0	0

MIAMI: CHARTER AMEND, ALGD BAYSHORE LEASE  
 Vote for 1

Yes/Sp/Wi . . . . .	442	68.53	149	0	260	33	0	0
No/No/Non . . . . .	203	31.47	67	0	119	17	0	0
Total . . . . .	645		216	0	379	50	0	0
Over Votes . . . . .	0		0	0	0	0	0	0
Under Votes . . . . .	36		21	0	15	0	0	0

MIAMI: CHARTER AMEND, OAIG UNCLASS SERVICE  
 Vote for 1

Yes/Sp/Wi . . . . .	488	79.22	164	0	282	42	0	0
No/No/Non . . . . .	128	20.78	47	0	74	7	0	0
Total . . . . .	616		211	0	356	49	0	0
Over Votes . . . . .	0		0	0	0	0	0	0
Under Votes . . . . .	65		26	0	38	1	0	0

MIAMI: CHARTER AMEND, IAG EMPLOYEES  
 Vote for 1

Yes/Sp/Wi . . . . .	498	81.91	161	0	295	42	0	0
No/No/Non . . . . .	110	18.09	43	0	60	7	0	0
Total . . . . .	608		204	0	355	49	0	0
Over Votes . . . . .	0		0	0	0	0	0	0
Under Votes . . . . .	73		33	0	39	1	0	0

MIAMI

Fall Municipal Election  
November 7, 2017  
Miami-Dade County, FL

OFFICIAL RESULTS

Run Date:11/10/17 10:28 AM

Report EL30A Page 5690-02

5690 PRECINCT 569.0

	TOTAL VOTES	%	ED OSS	ED IVO	VBM	EV OSS	EV IVO	PROV
MIAMI: CHARTER AMEND, FILL VACANCY								
Vote for 1								
Yes/Sp/Wi . . . . .	412	66.03	133	0	243	36	0	0
No/No/Non . . . . .	212	33.97	73	0	126	13	0	0
Total . . . . .	624		206	0	369	49	0	0
Over Votes . . . . .	0		0	0	0	0	0	0
Under Votes . . . . .	57		31	0	25	1	0	0

Run Date:11/10/17 10:28 AM

Report EL30A Page 5700-01

5700 PRECINCT 570.0

	TOTAL VOTES	%	ED OSS	ED IVO	VBM	EV OSS	EV IVO	PROV
REGISTERED VOTERS - TOTAL . . . . .	1,943							
BALLOTS CAST - TOTAL . . . . .	424		177	0	201	46	0	0
VOTER TURNOUT - TOTAL . . . . .		21.82						

MIAMI: MAYOR

Vote for 1								
Williams Alfred Armbrister Sr. . . . .	20	5.05	11	0	5	4	0	0
Christian Canache. . . . .	18	4.55	13	0	3	2	0	0
Cynthia Jaquith . . . . .	23	5.81	10	0	11	2	0	0
Francis X. Suarez. . . . .	335	84.60	134	0	165	36	0	0
Total . . . . .	396		168	0	184	44	0	0
Over Votes . . . . .	0		0	0	0	0	0	0
Under Votes . . . . .	28		9	0	17	2	0	0

MIAMI: COMMISSIONER - DISTRICT 3

Vote for 1								
Zoraida A. Barreiro . . . . .	45	10.84	17	0	27	1	0	0
Joe Carollo. . . . .	123	29.64	48	0	65	10	0	0
Alex Dominguez. . . . .	10	2.41	2	0	4	4	0	0
Alfonso "Alfie" Leon. . . . .	131	31.57	64	0	47	20	0	0
Tomas Regalado. . . . .	61	14.70	24	0	34	3	0	0
Miguel Soliman. . . . .	16	3.86	5	0	8	3	0	0
Jose Suarez. . . . .	29	6.99	16	0	8	5	0	0
Total . . . . .	415		176	0	193	46	0	0
Over Votes . . . . .	1		1	0	0	0	0	0
Under Votes . . . . .	8		0	0	8	0	0	0

MIAMI: AUTHORIZING GEN OBLIGATION BONDS

Vote for 1								
For Bonds . . . . .	178	46.11	77	0	85	16	0	0
Against Bonds . . . . .	208	53.89	85	0	96	27	0	0
Total . . . . .	386		162	0	181	43	0	0
Over Votes . . . . .	0		0	0	0	0	0	0
Under Votes . . . . .	38		15	0	20	3	0	0

MIAMI: CHARTER AMEND, ALGD BAYSHORE LEASE

Vote for 1								
Yes/So/Wi . . . . .	222	59.20	88	0	107	27	0	0
No/No/Non . . . . .	153	40.80	70	0	66	17	0	0
Total . . . . .	375		158	0	173	44	0	0
Over Votes . . . . .	0		0	0	0	0	0	0
Under Votes . . . . .	49		19	0	28	2	0	0

MIAMI

Fall Municipal Election  
November 7, 2017  
Miami-Dade County, FL

OFFICIAL RESULTS

Run Date:11/10/17 10:28 AM

Report EL30A Page 5700-02

5700 PRECINCT 570.0

	TOTAL VOTES	%	ED OSS	ED IVO	VBM	EV OSS	EV IVO	PROV
MIAMI: CHARTER AMEND, OAIG UNCLASS SERVICE								
Vote for 1								
Yes/Sp/Wi . . . . .	227	63.06	86	0	113	28	0	0
No/No/Non . . . . .	133	36.94	65	0	56	12	0	0
Total . . . . .	360		151	0	169	40	0	0
Over Votes . . . . .	0		0	0	0	0	0	0
Under Votes . . . . .	64		26	0	32	6	0	0
MIAMI: CHARTER AMEND, IAG EMPLOYEES								
Vote for 1								
Yes/Sp/Wi . . . . .	224	63.10	82	0	112	30	0	0
No/No/Non . . . . .	131	36.90	66	0	54	11	0	0
Total . . . . .	355		148	0	166	41	0	0
Over Votes . . . . .	0		0	0	0	0	0	0
Under Votes . . . . .	69		29	0	35	5	0	0
MIAMI: CHARTER AMEND, FILL VACANCY								
Vote for 1								
Yes/Sp/Wi . . . . .	195	53.57	72	0	97	26	0	0
No/No/Non . . . . .	169	46.43	81	0	71	17	0	0
Total . . . . .	364		153	0	168	43	0	0
Over Votes . . . . .	0		0	0	0	0	0	0
Under Votes . . . . .	60		24	0	33	3	0	0

5710 PRECINCT 571.0

	TOTAL VOTES	%	ED OSS	ED IVO	VBM	EV OSS	EV IVO	PROV
REGISTERED VOTERS - TOTAL	405							
BALLOTS CAST - TOTAL	75		28	0	30	17	0	0
VOTER TURNOUT - TOTAL		18.52						

MIAMI: MAYOR

Vote for 1								
Williams Alfred Armbrister Sr.	2	2.78	2	0	0	0	0	0
Christian Canache.	4	5.56	1	0	0	3	0	0
Cynthia Jaquith	3	4.17	3	0	0	0	0	0
Francis X. Suarez.	63	87.50	22	0	29	12	0	0
Total	72		28	0	29	15	0	0
Over Votes	0		0	0	0	0	0	0
Under Votes	3		0	0	1	2	0	0

MIAMI: COMMISSIONER - DISTRICT 3

Vote for 1								
Zoraida A. Barreiro	8	10.81	4	0	3	1	0	0
Joe Carollo.	10	13.51	3	0	7	0	0	0
Alex Dominguez.	2	2.70	1	0	1	0	0	0
Alfonso "Alfie" Leon.	32	43.24	13	0	10	9	0	0
Tomas Regalado.	21	28.38	6	0	8	7	0	0
Miguel Soliman.	0		0	0	0	0	0	0
Jose Suarez.	1	1.35	1	0	0	0	0	0
Total	74		28	0	29	17	0	0
Over Votes	0		0	0	0	0	0	0
Under Votes	1		0	0	1	0	0	0

MIAMI: AUTHORIZING GEN OBLIGATION BONDS

Vote for 1								
For Bonds	36	49.32	17	0	10	9	0	0
Against Bonds	37	50.68	11	0	18	8	0	0
Total	73		28	0	28	17	0	0
Over Votes	0		0	0	0	0	0	0
Under Votes	2		0	0	2	0	0	0

MIAMI: CHARTER AMEND, ALGD BAYSHORE LEASE

Vote for 1								
Yes/Sp/Wi	45	61.64	17	0	20	8	0	0
No/No/Non	28	38.36	11	0	9	8	0	0
Total	73		28	0	29	16	0	0
Over Votes	0		0	0	0	0	0	0
Under Votes	2		0	0	1	1	0	0

MIAMI

Fall Municipal Election  
November 7, 2017  
Miami-Dade County, FL

OFFICIAL RESULTS

Run Date:11/10/17 10:28 AM

Report EL30A Page 5710-02

5710 PRECINCT 571.0

	TOTAL VOTES	%	ED OSS	ED IVO	VBM	EV OSS	EV IVO	PROV
MIAMI: CHARTER AMEND, OAIG UNCLASS SERVICE								
Vote for 1								
Yes/Sp/Wi . . . . .	51	77.27	19	0	19	13	0	0
No/No/Non . . . . .	15	22.73	8	0	6	1	0	0
Total . . . . .	66		27	0	25	14	0	0
Over Votes . . . . .	0		0	0	0	0	0	0
Under Votes . . . . .	9		1	0	5	3	0	0
MIAMI: CHARTER AMEND, IAG EMPLOYEES								
Vote for 1								
Yes/Sp/Wi . . . . .	48	73.85	18	0	18	12	0	0
No/No/Non . . . . .	17	26.15	8	0	7	2	0	0
Total . . . . .	65		26	0	25	14	0	0
Over Votes . . . . .	0		0	0	0	0	0	0
Under Votes . . . . .	10		2	0	5	3	0	0
MIAMI: CHARTER AMEND, FILL VACANCY								
Vote for 1								
Yes/Sp/Wi . . . . .	31	46.97	12	0	13	6	0	0
No/No/Non . . . . .	35	53.03	15	0	12	8	0	0
Total . . . . .	66		27	0	25	14	0	0
Over Votes . . . . .	0		0	0	0	0	0	0
Under Votes . . . . .	9		1	0	5	3	0	0

5720 PRECINCT 572.0

	TOTAL VOTES	%	ED OSS	ED IVO	VBM	EV OSS	EV IVO	PROV
REGISTERED VOTERS - TOTAL . . . . .	1,458							
BALLOTS CAST - TOTAL . . . . .	304		118	0	158	28	0	0
VOTER TURNOUT - TOTAL . . . . .		20.85						

MIAMI: MAYOR  
 Vote for 1

Williams Alfred Armbrister Sr. . . . .	13	4.33	6	0	6	1	0	0
Christian Canache . . . . .	16	5.33	8	0	7	1	0	0
Cynthia Jaquith . . . . .	11	3.67	6	0	5	0	0	0
Francis X. Suarez . . . . .	260	86.67	96	0	138	26	0	0
Total . . . . .	300		116	0	156	28	0	0
Over Votes . . . . .	0		0	0	0	0	0	0
Under Votes . . . . .	4		2	0	2	0	0	0

MIAMI: COMMISSIONER - DISTRICT 4  
 Vote for 1

Manolo Reyes . . . . .	140	47.14	51	0	76	13	0	0
Ralph Rosado . . . . .	125	42.09	47	0	64	14	0	0
Denise Galvez Turros . . . . .	32	10.77	16	0	15	1	0	0
Total . . . . .	297		114	0	155	28	0	0
Over Votes . . . . .	0		0	0	0	0	0	0
Under Votes . . . . .	7		4	0	3	0	0	0

MIAMI: AUTHORIZING GEN OBLIGATION BONDS  
 Vote for 1

For Bonds . . . . .	138	47.92	58	0	66	14	0	0
Against Bonds . . . . .	150	52.08	52	0	85	13	0	0
Total . . . . .	288		110	0	151	27	0	0
Over Votes . . . . .	0		0	0	0	0	0	0
Under Votes . . . . .	16		8	0	7	1	0	0

MIAMI: CHARTER AMEND, ALGD BAYSHORE LEASE  
 Vote for 1

Yes/Sp/Wi . . . . .	185	66.79	68	0	97	20	0	0
No/No/Non . . . . .	92	33.21	38	0	48	6	0	0
Total . . . . .	277		106	0	145	26	0	0
Over Votes . . . . .	0		0	0	0	0	0	0
Under Votes . . . . .	27		12	0	13	2	0	0

MIAMI: CHARTER AMEND, OAIG UNCLASS SERVICE  
 Vote for 1

Yes/Sp/Wi . . . . .	169	66.02	68	0	84	17	0	0
No/No/Non . . . . .	87	33.98	24	0	55	8	0	0
Total . . . . .	256		92	0	139	25	0	0
Over Votes . . . . .	2		0	0	2	0	0	0
Under Votes . . . . .	46		26	0	17	3	0	0



MIAMI

Fall Municipal Election  
November 7, 2017  
Miami-Dade County, FL

OFFICIAL RESULTS

Run Date:11/10/17 10:28 AM

Report EL30A Page 5720-02

5720 PRECINCT 572.0

	TOTAL VOTES	%	ED OSS	ED IVO	VBM	EV OSS	EV IVO	PROV
MIAMI: CHARTER AMEND, IAG EMPLOYEES								
Vote for 1								
Yes/Sp/Wi . . . . .	164	64.31	65	0	86	13	0	0
No/No/Non . . . . .	91	35.69	28	0	51	12	0	0
Total . . . . .	255		93	0	137	25	0	0
Over Votes . . . . .	0		0	0	0	0	0	0
Under Votes . . . . .	49		25	0	21	3	0	0
MIAMI: CHARTER AMEND, FILL VACANCY								
Vote for 1								
Yes/Sp/Wi . . . . .	145	57.31	58	0	72	15	0	0
No/No/Non . . . . .	108	42.69	32	0	67	9	0	0
Total . . . . .	253		90	0	139	24	0	0
Over Votes . . . . .	0		0	0	0	0	0	0
Under Votes . . . . .	51		28	0	19	4	0	0

Run Date:11/10/17 10:28 AM

Report EL30A Page 5730-01

5730 PRECINCT 573.0

	TOTAL VOTES	%	ED OSS	ED IVO	VBM	EV OSS	EV IVO	PROV
REGISTERED VOTERS - TOTAL	2,256							
BALLOTS CAST - TOTAL	492		168	0	234	90	0	0
VOTER TURNOUT - TOTAL		21.81						

MIAMI: MAYOR

Vote for 1								
Williams Alfred Armbrister Sr.	10	2.13	3	0	2	5	0	0
Christian Canache.	10	2.13	3	0	3	4	0	0
Cynthia Jaquith	29	6.17	15	0	7	7	0	0
Francis X. Suarez.	421	89.57	143	0	210	68	0	0
Total	470		164	0	222	84	0	0
Over Votes	1		0	0	0	1	0	0
Under Votes	21		4	0	12	5	0	0

MIAMI: COMMISSIONER - DISTRICT 4

Vote for 1								
Manolo Reyes	281	58.66	75	0	160	46	0	0
Ralph Rosado	143	29.85	65	0	48	30	0	0
Denise Galvez Turros.	55	11.48	23	0	21	11	0	0
Total	479		163	0	229	87	0	0
Over Votes	1		0	0	1	0	0	0
Under Votes	12		5	0	4	3	0	0

MIAMI: AUTHORIZING GEN OBLIGATION BONDS

Vote for 1								
For Bonds	223	50.11	79	0	100	44	0	0
Against Bonds	222	49.89	75	0	110	37	0	0
Total	445		154	0	210	81	0	0
Over Votes	0		0	0	0	0	0	0
Under Votes	47		14	0	24	9	0	0

MIAMI: CHARTER AMEND, ALGD BAYSHORE LEASE

Vote for 1								
Yes/Sp/Wi	261	60.70	78	0	133	50	0	0
No/No/Non	169	39.30	63	0	77	29	0	0
Total	430		141	0	210	79	0	0
Over Votes	0		0	0	0	0	0	0
Under Votes	62		27	0	24	11	0	0

MIAMI: CHARTER AMEND, OAIG UNCLASS SERVICE

Vote for 1								
Yes/Sp/Wi	242	59.90	74	0	111	57	0	0
No/No/Non	162	40.10	59	0	80	23	0	0
Total	404		133	0	191	80	0	0
Over Votes	1		0	0	1	0	0	0
Under Votes	87		35	0	42	10	0	0

MIAMI

Fall Municipal Election  
November 7, 2017  
Miami-Dade County, FL

OFFICIAL RESULTS

Run Date:11/10/17 10:28 AM

Report EL30A Page 5730-02

5730 PRECINCT 573.0

	TOTAL VOTES	%	ED OSS	ED IVO	VBM	EV OSS	EV IVO	PROV
MIAMI: CHARTER AMEND, IAG EMPLOYEES								
Vote for 1								
Yes/Sp/Wi . . . . .	252	63.32	86	0	109	57	0	0
No/No/Non . . . . .	146	36.68	45	0	79	22	0	0
Total . . . . .	398		131	0	188	79	0	0
Over Votes . . . . .	0		0	0	0	0	0	0
Under Votes . . . . .	94		37	0	46	11	0	0
MIAMI: CHARTER AMEND, FILL VACANCY								
Vote for 1								
Yes/Sp/Wi . . . . .	221	54.57	76	0	99	46	0	0
No/No/Non . . . . .	184	45.43	58	0	95	31	0	0
Total . . . . .	405		134	0	194	77	0	0
Over Votes . . . . .	0		0	0	0	0	0	0
Under Votes . . . . .	87		34	0	40	13	0	0

	TOTAL VOTES	%	ED OSS	ED IVO	VBM	EV OSS	EV IVO	PROV
REGISTERED VOTERS - TOTAL . . . . .	2,283							
BALLOTS CAST - TOTAL . . . . .	470		127	0	264	79	0	0
VOTER TURNOUT - TOTAL . . . . .		20.59						
MIAMI: MAYOR								
Vote for 1								
Williams Alfred Armbrister Sr. . . . .	20	4.45	4	0	11	5	0	0
Christian Canache. . . . .	19	4.23	8	0	7	4	0	0
Cynthia Jaquith . . . . .	22	4.90	6	0	11	5	0	0
Francis X. Suarez. . . . .	388	86.41	102	0	224	62	0	0
Total . . . . .	449		120	0	253	76	0	0
Over Votes . . . . .	1		0	0	1	0	0	0
Under Votes . . . . .	20		7	0	10	3	0	0
MIAMI: COMMISSIONER - DISTRICT 4								
Vote for 1								
Manolo Reyes . . . . .	268	58.01	73	0	159	36	0	0
Ralph Rosado . . . . .	149	32.25	41	0	83	25	0	0
Denise Galvez Turros. . . . .	45	9.74	9	0	18	18	0	0
Total . . . . .	462		123	0	260	79	0	0
Over Votes . . . . .	0		0	0	0	0	0	0
Under Votes . . . . .	8		4	0	4	0	0	0
MIAMI: AUTHORIZING GEN OBLIGATION BONDS								
Vote for 1								
For Bonds . . . . .	182	43.44	51	0	101	30	0	0
Against Bonds . . . . .	237	56.56	66	0	131	40	0	0
Total . . . . .	419		117	0	232	70	0	0
Over Votes . . . . .	1		0	0	1	0	0	0
Under Votes . . . . .	50		10	0	31	9	0	0
MIAMI: CHARTER AMEND, ALGD BAYSHORE LEASE								
Vote for 1								
Yes/Sp/Wi . . . . .	284	68.27	82	0	162	40	0	0
No/No/Non . . . . .	132	31.73	34	0	70	28	0	0
Total . . . . .	416		116	0	232	68	0	0
Over Votes . . . . .	1		0	0	1	0	0	0
Under Votes . . . . .	53		11	0	31	11	0	0
MIAMI: CHARTER AMEND, OAIG UNCLASS SERVICE								
Vote for 1								
Yes/Sp/Wi . . . . .	239	63.90	59	0	137	43	0	0
No/No/Non . . . . .	135	36.10	41	0	72	22	0	0
Total . . . . .	374		100	0	209	65	0	0
Over Votes . . . . .	0		0	0	0	0	0	0
Under Votes . . . . .	96		27	0	55	14	0	0

MIAMI

Fall Municipal Election  
November 7, 2017  
Miami-Dade County, FL

OFFICIAL RESULTS

Run Date:11/10/17 10:28 AM

Report EL30A Page 5740-02

5740 PRECINCT 574.0

	TOTAL VOTES	%	ED OSS	ED IVO	VBM	EV OSS	EV IVO	PROV
MIAMI: CHARTER AMEND, IAG EMPLOYEES								
Vote for 1								
Yes/Sp/Wi . . . . .	238	63.13	60	0	135	43	0	0
No/No/Non . . . . .	139	36.87	41	0	76	22	0	0
Total . . . . .	377		101	0	211	65	0	0
Over Votes . . . . .	0		0	0	0	0	0	0
Under Votes . . . . .	93		26	0	53	14	0	0
MIAMI: CHARTER AMEND, FILL VACANCY								
Vote for 1								
Yes/Sp/Wi . . . . .	200	52.77	53	0	113	34	0	0
No/No/Non . . . . .	179	47.23	52	0	99	28	0	0
Total . . . . .	379		105	0	212	62	0	0
Over Votes . . . . .	0		0	0	0	0	0	0
Under Votes . . . . .	91		22	0	52	17	0	0

Run Date:11/10/17 10:28 AM

Report EL30A Page 5750-01

5750 PRECINCT 575.0

	TOTAL VOTES	%	ED OSS	ED IVO	VBM	EV OSS	EV IVO	PROV
REGISTERED VOTERS - TOTAL . . . . .	3,085							
BALLOTS CAST - TOTAL . . . . .	747		315	0	358	73	0	1
VOTER TURNOUT - TOTAL . . . . .		24.21						

MIAMI: MAYOR  
 Vote for 1

Williams Alfred Armbrister Sr. . . . .	19	2.68	10	0	7	2	0	0
Christian Canache . . . . .	7	.99	2	0	4	1	0	0
Cynthia Jaquith . . . . .	17	2.39	8	0	7	2	0	0
Francis X. Suarez . . . . .	667	93.94	274	0	328	64	0	1
Total . . . . .	710		294	0	346	69	0	1
Over Votes . . . . .	0		0	0	0	0	0	0
Under Votes . . . . .	37		21	0	12	4	0	0

MIAMI: COMMISSIONER - DISTRICT 4  
 Vote for 1

Manolo Reyes . . . . .	453	62.05	191	0	214	47	0	1
Ralph Rosado . . . . .	243	33.29	107	0	112	24	0	0
Denise Galvez Turros . . . . .	34	4.66	11	0	21	2	0	0
Total . . . . .	730		309	0	347	73	0	1
Over Votes . . . . .	3		1	0	2	0	0	0
Under Votes . . . . .	14		5	0	9	0	0	0

MIAMI: AUTHORIZING GEN OBLIGATION BONDS  
 Vote for 1

For Bonds . . . . .	306	51.17	110	0	167	29	0	0
Against Bonds . . . . .	292	48.83	121	0	140	31	0	0
Total . . . . .	598		231	0	307	60	0	0
Over Votes . . . . .	3		1	0	2	0	0	0
Under Votes . . . . .	146		83	0	49	13	0	1

MIAMI: CHARTER AMEND, ALGD BAYSHORE LEASE  
 Vote for 1

Yes/Sp/Wi . . . . .	377	64.78	147	0	195	35	0	0
No/No/Non . . . . .	205	35.22	70	0	111	24	0	0
Total . . . . .	582		217	0	306	59	0	0
Over Votes . . . . .	1		0	0	1	0	0	0
Under Votes . . . . .	164		98	0	51	14	0	1

MIAMI: CHARTER AMEND, OAIG UNCLASS SERVICE  
 Vote for 1

Yes/Sp/Wi . . . . .	311	57.81	119	0	165	27	0	0
No/No/Non . . . . .	227	42.19	79	0	120	28	0	0
Total . . . . .	538		198	0	285	55	0	0
Over Votes . . . . .	1		0	0	1	0	0	0
Under Votes . . . . .	208		117	0	72	18	0	1

MIAMI

Fall Municipal Election  
November 7, 2017  
Miami-Dade County, FL

OFFICIAL RESULTS

Run Date:11/10/17 10:28 AM

Report EL30A Page 5750-02

5750 PRECINCT 575.0

	TOTAL VOTES	%	ED OSS	ED IVO	VBM	EV OSS	EV IVO	PROV
MIAMI: CHARTER AMEND, IAG EMPLOYEES								
Vote for 1								
Yes/Sp/Wi . . . . .	336	62.34	133	0	172	31	0	0
No/No/Non . . . . .	203	37.66	63	0	117	23	0	0
Total . . . . .	539		196	0	289	54	0	0
Over Votes . . . . .	1		0	0	1	0	0	0
Under Votes . . . . .	207		119	0	68	19	0	1

MIAMI: CHARTER AMEND, FILL VACANCY								
Vote for 1								
Yes/Sp/Wi . . . . .	305	56.38	114	0	163	28	0	0
No/No/Non . . . . .	236	43.62	84	0	125	27	0	0
Total . . . . .	541		198	0	288	55	0	0
Over Votes . . . . .	1		0	0	1	0	0	0
Under Votes . . . . .	205		117	0	69	18	0	1

Run Date:11/10/17 10:28 AM

Report EL30A Page 5760-01

5760 PRECINCT 576.0

	TOTAL VOTES	%	ED OSS	ED IVO	VBM	EV OSS	EV IVO	PROV
REGISTERED VOTERS - TOTAL . . . . .	2,911							
BALLOTS CAST - TOTAL . . . . .	577		224	0	295	58	0	0
VOTER TURNOUT - TOTAL . . . . .		19.82						

MIAMI: MAYOR  
 Vote for 1

Williams Alfred Armbrister Sr. . . . .	16	2.87	8	0	7	1	0	0
Christian Canache. . . . .	18	3.23	9	0	5	4	0	0
Cynthia Jaquith . . . . .	19	3.41	9	0	7	3	0	0
Francis X. Suarez. . . . .	505	90.50	190	0	268	47	0	0
Total . . . . .	558		216	0	287	55	0	0
Over Votes . . . . .	1		0	0	1	0	0	0
Under Votes . . . . .	18		8	0	7	3	0	0

MIAMI: COMMISSIONER - DISTRICT 4  
 Vote for 1

Manolo Reyes . . . . .	242	43.45	96	0	128	18	0	0
Ralph Rosado . . . . .	286	51.35	111	0	137	38	0	0
Denise Galvez Turros. . . . .	29	5.21	14	0	14	1	0	0
Total . . . . .	557		221	0	279	57	0	0
Over Votes . . . . .	0		0	0	0	0	0	0
Under Votes . . . . .	20		3	0	16	1	0	0

MIAMI: AUTHORIZING GEN OBLIGATION BONDS  
 Vote for 1

For Bonds . . . . .	272	52.11	110	0	138	24	0	0
Against Bonds . . . . .	250	47.89	91	0	129	30	0	0
Total . . . . .	522		201	0	267	54	0	0
Over Votes . . . . .	0		0	0	0	0	0	0
Under Votes . . . . .	55		23	0	28	4	0	0

MIAMI: CHARTER AMEND, ALGD BAYSHORE LEASE  
 Vote for 1

Yes/Sp/Wi . . . . .	346	66.92	129	0	179	38	0	0
No/No/Non . . . . .	171	33.08	72	0	82	17	0	0
Total . . . . .	517		201	0	261	55	0	0
Over Votes . . . . .	0		0	0	0	0	0	0
Under Votes . . . . .	60		23	0	34	3	0	0

MIAMI: CHARTER AMEND, OAIG UNCLASS SERVICE  
 Vote for 1

Yes/Sp/Wi . . . . .	361	74.43	138	0	190	33	0	0
No/No/Non . . . . .	124	25.57	48	0	58	18	0	0
Total . . . . .	485		186	0	248	51	0	0
Over Votes . . . . .	0		0	0	0	0	0	0
Under Votes . . . . .	92		38	0	47	7	0	0



MIAMI

Fall Municipal Election  
November 7, 2017  
Miami-Dade County, FL

OFFICIAL RESULTS

Run Date:11/10/17 10:28 AM

Report EL30A Page 5760-02

5760 PRECINCT 576.0

	TOTAL VOTES	%	ED OSS	ED IVO	VBM	EV OSS	EV IVO	PROV
MIAMI: CHARTER AMEND, IAG EMPLOYEES								
Vote for 1								
Yes/Sp/Wi . . . . .	355	73.35	135	0	190	30	0	0
No/No/Non . . . . .	129	26.65	51	0	56	22	0	0
Total . . . . .	484		186	0	246	52	0	0
Over Votes . . . . .	0		0	0	0	0	0	0
Under Votes . . . . .	93		38	0	49	6	0	0
MIAMI: CHARTER AMEND, FILL VACANCY								
Vote for 1								
Yes/Sp/Wi . . . . .	304	62.42	119	0	154	31	0	0
No/No/Non . . . . .	183	37.58	68	0	95	20	0	0
Total . . . . .	487		187	0	249	51	0	0
Over Votes . . . . .	0		0	0	0	0	0	0
Under Votes . . . . .	90		37	0	46	7	0	0

Run Date:11/10/17 10:28 AM

Report EL30A Page 5770-01

5770 PRECINCT 577.0

	TOTAL VOTES	%	ED OSS	ED IVO	VBM	EV OSS	EV IVO	PROV
REGISTERED VOTERS - TOTAL . . . . .	2,474							
BALLOTS CAST - TOTAL . . . . .	285		58	0	214	13	0	0
VOTER TURNOUT - TOTAL . . . . .		11.52						

MIAMI: MAYOR  
 Vote for 1

Williams Alfred Armbrister Sr. . . . .	7	2.52	2	0	5	0	0	0
Christian Canache . . . . .	20	7.19	1	0	19	0	0	0
Cynthia Jaquith . . . . .	18	6.47	6	0	11	1	0	0
Francis X. Suarez . . . . .	233	83.81	48	0	173	12	0	0
Total . . . . .	278		57	0	208	13	0	0
Over Votes . . . . .	0		0	0	0	0	0	0
Under Votes . . . . .	7		1	0	6	0	0	0

MIAMI: AUTHORIZING GEN OBLIGATION BONDS  
 Vote for 1

For Bonds . . . . .	135	53.15	30	0	98	7	0	0
Against Bonds . . . . .	119	46.85	25	0	88	6	0	0
Total . . . . .	254		55	0	186	13	0	0
Over Votes . . . . .	0		0	0	0	0	0	0
Under Votes . . . . .	31		3	0	28	0	0	0

MIAMI: CHARTER AMEND, ALGD BAYSHORE LEASE  
 Vote for 1

Yes/Sp/Wi . . . . .	160	64.52	38	0	115	7	0	0
No/No/Non . . . . .	88	35.48	16	0	66	6	0	0
Total . . . . .	248		54	0	181	13	0	0
Over Votes . . . . .	0		0	0	0	0	0	0
Under Votes . . . . .	37		4	0	33	0	0	0

MIAMI: CHARTER AMEND, OAIG UNCLASS SERVICE  
 Vote for 1

Yes/Sp/Wi . . . . .	147	61.25	34	0	103	10	0	0
No/No/Non . . . . .	93	38.75	15	0	76	2	0	0
Total . . . . .	240		49	0	179	12	0	0
Over Votes . . . . .	1		0	0	1	0	0	0
Under Votes . . . . .	44		9	0	34	1	0	0

MIAMI: CHARTER AMEND, IAG EMPLOYEES  
 Vote for 1

Yes/Sp/Wi . . . . .	142	59.41	33	0	102	7	0	0
No/No/Non . . . . .	97	40.59	17	0	76	4	0	0
Total . . . . .	239		50	0	178	11	0	0
Over Votes . . . . .	0		0	0	0	0	0	0
Under Votes . . . . .	46		8	0	36	2	0	0

MIAMI

Fall Municipal Election  
November 7, 2017  
Miami-Dade County, FL

OFFICIAL RESULTS

Run Date:11/10/17 10:28 AM

Report EL30A Page 5770-02

5770 PRECINCT 577.0

MIAMI: CHARTER AMEND, FILL VACANCY

	TOTAL VOTES	%	ED OSS	ED IVO	VBM	EV OSS	EV IVO	PROV
Vote for 1								
Yes/Sp/Wi . . . . .	110	44.53	21	0	83	6	0	0
No/No/Non . . . . .	137	55.47	32	0	100	5	0	0
Total . . . . .	247		53	0	183	11	0	0
Over Votes . . . . .	0		0	0	0	0	0	0
Under Votes . . . . .	38		5	0	31	2	0	0

MIAMI

Fall Municipal Election  
November 7, 2017  
Miami-Dade County, FL

OFFICIAL RESULTS

Run Date:11/10/17 10:28 AM

Report EL30A Page 5780-01

5780 PRECINCT 578.0

	TOTAL VOTES	%	ED OSS	ED IVO	VBM	EV OSS	EV IVO	PROV
REGISTERED VOTERS - TOTAL . . . . .	2,042							
BALLOTS CAST - TOTAL . . . . .	258		86	0	151	21	0	0
VOTER TURNOUT - TOTAL . . . . .		12.63						

MIAMI: MAYOR

Vote for 1								
Williams Alfred Armbrister Sr. . . . .	5	1.99	4	0	1	0	0	0
Christian Canache. . . . .	11	4.38	3	0	7	1	0	0
Cynthia Jaquith . . . . .	5	1.99	2	0	3	0	0	0
Francis X. Suarez. . . . .	230	91.63	75	0	136	19	0	0
Total . . . . .	251		84	0	147	20	0	0
Over Votes . . . . .	0		0	0	0	0	0	0
Under Votes . . . . .	7		2	0	4	1	0	0

MIAMI: AUTHORIZING GEN OBLIGATION BONDS

Vote for 1								
For Bonds . . . . .	131	55.04	50	0	74	7	0	0
Against Bonds . . . . .	107	44.96	29	0	65	13	0	0
Total . . . . .	238		79	0	139	20	0	0
Over Votes . . . . .	0		0	0	0	0	0	0
Under Votes . . . . .	20		7	0	12	1	0	0

MIAMI: CHARTER AMEND, ALGD BAYSHORE LEASE

Vote for 1								
Yes/Sp/Wi . . . . .	174	73.11	57	0	103	14	0	0
No/No/Non . . . . .	64	26.89	24	0	34	6	0	0
Total . . . . .	238		81	0	137	20	0	0
Over Votes . . . . .	0		0	0	0	0	0	0
Under Votes . . . . .	20		5	0	14	1	0	0

MIAMI: CHARTER AMEND, OAIG UNCLASS SERVICE

Vote for 1								
Yes/Sp/Wi . . . . .	170	73.91	64	0	93	13	0	0
No/No/Non . . . . .	60	26.09	16	0	38	6	0	0
Total . . . . .	230		80	0	131	19	0	0
Over Votes . . . . .	0		0	0	0	0	0	0
Under Votes . . . . .	28		6	0	20	2	0	0

MIAMI: CHARTER AMEND, IAG EMPLOYEES

Vote for 1								
Yes/Sp/Wi . . . . .	165	72.69	57	0	93	15	0	0
No/No/Non . . . . .	62	27.31	22	0	36	4	0	0
Total . . . . .	227		79	0	129	19	0	0
Over Votes . . . . .	0		0	0	0	0	0	0
Under Votes . . . . .	31		7	0	22	2	0	0

MIAMI

Fall Municipal Election  
November 7, 2017  
Miami-Dade County, FL

OFFICIAL RESULTS

Run Date:11/10/17 10:28 AM

Report EL30A Page 5780-02

5780 PRECINCT 578.0

MIAMI: CHARTER AMEND, FILL VACANCY

	TOTAL VOTES	%	ED OSS	ED IVO	VBM	EV OSS	EV IVO	PROV
Vote for 1								
Yes/Sp/Wi . . . . .	145	64.16	55	0	77	13	0	0
No/No/Non . . . . .	81	35.84	22	0	52	7	0	0
Total . . . . .	226		77	0	129	20	0	0
Over Votes . . . . .	0		0	0	0	0	0	0
Under Votes . . . . .	32		9	0	22	1	0	0

MIAMI

Fall Municipal Election  
November 7, 2017  
Miami-Dade County, FL

OFFICIAL RESULTS

Run Date:11/10/17 10:28 AM

Report EL30A Page 5790-01

5790 PRECINCT 579.0

	TOTAL VOTES	%	ED OSS	ED IVO	VBM	EV OSS	EV IVO	PROV
REGISTERED VOTERS - TOTAL . . . . .	3,152							
BALLOTS CAST - TOTAL . . . . .	684		269	0	317	98	0	0
VOTER TURNOUT - TOTAL . . . . .		21.70						

MIAMI: MAYOR

Vote for 1								
Williams Alfred Armbrister Sr. . . . .	47	7.07	17	0	22	8	0	0
Christian Canache . . . . .	18	2.71	6	0	7	5	0	0
Cynthia Jaquith . . . . .	24	3.61	9	0	10	5	0	0
Francis X. Suarez. . . . .	576	86.62	231	0	270	75	0	0
Total . . . . .	665		263	0	309	93	0	0
Over Votes . . . . .	0		0	0	0	0	0	0
Under Votes . . . . .	19		6	0	8	5	0	0

MIAMI: COMMISSIONER - DISTRICT 4

Vote for 1								
Manolo Reyes . . . . .	382	57.62	144	0	187	51	0	0
Ralph Rosado . . . . .	220	33.18	97	0	93	30	0	0
Denise Galvez Turros. . . . .	61	9.20	22	0	24	15	0	0
Total . . . . .	663		263	0	304	96	0	0
Over Votes . . . . .	2		0	0	2	0	0	0
Under Votes . . . . .	19		6	0	11	2	0	0

MIAMI: AUTHORIZING GEN OBLIGATION BONDS

Vote for 1								
For Bonds . . . . .	297	47.37	125	0	128	44	0	0
Against Bonds . . . . .	330	52.63	123	0	160	47	0	0
Total . . . . .	627		248	0	288	91	0	0
Over Votes . . . . .	1		0	0	1	0	0	0
Under Votes . . . . .	56		21	0	28	7	0	0

MIAMI: CHARTER AMEND, ALGD BAYSHORE LEASE

Vote for 1								
Yes/Sp/Wi . . . . .	379	61.33	150	0	173	56	0	0
No/No/Non . . . . .	239	38.67	93	0	114	32	0	0
Total . . . . .	618		243	0	287	88	0	0
Over Votes . . . . .	0		0	0	0	0	0	0
Under Votes . . . . .	66		26	0	30	10	0	0

MIAMI: CHARTER AMEND, OAIG UNCLASS SERVICE

Vote for 1								
Yes/Sp/Wi . . . . .	387	68.50	155	0	162	70	0	0
No/No/Non . . . . .	178	31.50	67	0	96	15	0	0
Total . . . . .	565		222	0	258	85	0	0
Over Votes . . . . .	0		0	0	0	0	0	0
Under Votes . . . . .	119		47	0	59	13	0	0

MIAMI

Fall Municipal Election  
November 7, 2017  
Miami-Dade County, FL

OFFICIAL RESULTS

Run Date:11/10/17 10:28 AM

Report EL30A Page 5790-02

5790 PRECINCT 579.0

	TOTAL VOTES	%	ED OSS	ED IVO	VBM	EV OSS	EV IVO	PROV
MIAMI: CHARTER AMEND, IAG EMPLOYEES								
Vote for 1								
Yes/Sø/Wi . . . . .	375	66.96	159	0	152	64	0	0
No/No/Non . . . . .	185	33.04	61	0	103	21	0	0
Total . . . . .	560		220	0	255	85	0	0
Over Votes . . . . .	1		0	0	1	0	0	0
Under Votes . . . . .	123		49	0	61	13	0	0
MIAMI: CHARTER AMEND, FILL VACANCY								
Vote for 1								
Yes/Sø/Wi . . . . .	319	56.16	130	0	136	53	0	0
No/No/Non . . . . .	249	43.84	94	0	124	31	0	0
Total . . . . .	568		224	0	260	84	0	0
Over Votes . . . . .	0		0	0	0	0	0	0
Under Votes . . . . .	116		45	0	57	14	0	0

	TOTAL VOTES	%	ED OSS	ED IVO	VBM	EV OSS	EV IVO	PROV
REGISTERED VOTERS - TOTAL	202							
BALLOTS CAST - TOTAL	8		2	0	4	2	0	0
VOTER TURNOUT - TOTAL		3.96						
MIAMI: MAYOR								
Vote for 1								
Williams Alfred Armbrister Sr.	0		0	0	0	0	0	0
Christian Canache.	0		0	0	0	0	0	0
Cynthia Jaquith	1	16.67	0	0	1	0	0	0
Francis X. Suarez.	5	83.33	2	0	2	1	0	0
Total	6		2	0	3	1	0	0
Over Votes	0		0	0	0	0	0	0
Under Votes	2		0	0	1	1	0	0
MIAMI: AUTHORIZING GEN OBLIGATION BONDS								
Vote for 1								
For Bonds	8	100.00	2	0	4	2	0	0
Against Bonds	0		0	0	0	0	0	0
Total	8		2	0	4	2	0	0
Over Votes	0		0	0	0	0	0	0
Under Votes	0		0	0	0	0	0	0
MIAMI: CHARTER AMEND, ALGD BAYSHORE LEASE								
Vote for 1								
Yes/Sp/Wi	6	85.71	2	0	4	0	0	0
No/No/Non	1	14.29	0	0	0	1	0	0
Total	7		2	0	4	1	0	0
Over Votes	0		0	0	0	0	0	0
Under Votes	1		0	0	0	1	0	0
MIAMI: CHARTER AMEND, OAIG UNCLASS SERVICE								
Vote for 1								
Yes/Sp/Wi	7	87.50	2	0	4	1	0	0
No/No/Non	1	12.50	0	0	0	1	0	0
Total	8		2	0	4	2	0	0
Over Votes	0		0	0	0	0	0	0
Under Votes	0		0	0	0	0	0	0
MIAMI: CHARTER AMEND, IAG EMPLOYEES								
Vote for 1								
Yes/Sp/Wi	8	100.00	2	0	4	2	0	0
No/No/Non	0		0	0	0	0	0	0
Total	8		2	0	4	2	0	0
Over Votes	0		0	0	0	0	0	0
Under Votes	0		0	0	0	0	0	0



MIAMI

Fall Municipal Election  
November 7, 2017  
Miami-Dade County, FL

OFFICIAL RESULTS

Run Date:11/10/17 10:28 AM

Report EL30A Page 5800-02

5800 PRECINCT 580.0

	TOTAL VOTES	%	ED OSS	ED IVO	VBM	EV OSS	EV IVO	PROV
MIAMI: CHARTER AMEND, FILL VACANCY								
Vote for 1								
Yes/Sp/Wi . . . . .	4	50.00	2	0	1	1	0	0
No/No/Non . . . . .	4	50.00	0	0	3	1	0	0
Total . . . . .	8		2	0	4	2	0	0
Over Votes . . . . .	0		0	0	0	0	0	0
Under Votes . . . . .	0		0	0	0	0	0	0

Run Date:11/10/17 10:28 AM

Report EL30A Page 5810-01

5810 PRECINCT 581.0

	TOTAL VOTES	%	ED OSS	ED IVO	VBM	EV OSS	EV IVO	PROV
REGISTERED VOTERS - TOTAL . . . . .	1,986							
BALLOTS CAST - TOTAL . . . . .	429		128	0	241	60	0	0
VOTER TURNOUT - TOTAL . . . . .		21.60						

MIAMI: MAYOR  
 Vote for 1

Williams Alfred Armbrister Sr. . . . .	14	3.58	3	0	9	2	0	0
Christian Canache. . . . .	10	2.56	5	0	5	0	0	0
Cynthia Jaquith . . . . .	23	5.88	9	0	11	3	0	0
Francis X. Suarez. . . . .	344	87.98	103	0	195	46	0	0
Total . . . . .	391		120	0	220	51	0	0
Over Votes . . . . .	0		0	0	0	0	0	0
Under Votes . . . . .	38		8	0	21	9	0	0

MIAMI: COMMISSIONER - DISTRICT 3  
 Vote for 1

Zoraida A. Barreiro . . . . .	73	17.38	12	0	48	13	0	0
Joe Carollo. . . . .	153	36.43	48	0	83	22	0	0
Alex Dominguez. . . . .	2	.48	0	0	2	0	0	0
Alfonso "Alfie" Leon. . . . .	84	20.00	29	0	48	7	0	0
Tomas Regalado. . . . .	41	9.76	15	0	23	3	0	0
Miguel Soliman. . . . .	54	12.86	17	0	27	10	0	0
Jose Suarez. . . . .	13	3.10	4	0	4	5	0	0
Total . . . . .	420		125	0	235	60	0	0
Over Votes . . . . .	2		0	0	2	0	0	0
Under Votes . . . . .	7		3	0	4	0	0	0

MIAMI: AUTHORIZING GEN OBLIGATION BONDS  
 Vote for 1

For Bonds . . . . .	153	45.81	34	0	97	22	0	0
Against Bonds . . . . .	181	54.19	54	0	102	25	0	0
Total . . . . .	334		88	0	199	47	0	0
Over Votes . . . . .	0		0	0	0	0	0	0
Under Votes . . . . .	95		40	0	42	13	0	0

MIAMI: CHARTER AMEND, ALGD BAYSHORE LEASE  
 Vote for 1

Yes/Sp/Wi . . . . .	176	56.96	45	0	117	14	0	0
No/No/Non . . . . .	133	43.04	39	0	72	22	0	0
Total . . . . .	309		84	0	189	36	0	0
Over Votes . . . . .	0		0	0	0	0	0	0
Under Votes . . . . .	120		44	0	52	24	0	0

MIAMI

Fall Municipal Election  
November 7, 2017  
Miami-Dade County, FL

OFFICIAL RESULTS

Run Date:11/10/17 10:28 AM

Report EL30A Page 5810-02

5810 PRECINCT 581.0

	TOTAL VOTES	%	ED OSS	ED IVO	VBM	EV OSS	EV IVO	PROV
MIAMI: CHARTER AMEND, OAIG UNCLASS SERVICE								
Vote for 1								
Yes/Sp/Wi . . . . .	175	60.55	34	0	122	19	0	0
No/No/Non . . . . .	114	39.45	37	0	61	16	0	0
Total . . . . .	289		71	0	183	35	0	0
Over Votes . . . . .	0		0	0	0	0	0	0
Under Votes . . . . .	140		57	0	58	25	0	0
MIAMI: CHARTER AMEND, IAG EMPLOYEES								
Vote for 1								
Yes/Sp/Wi . . . . .	182	62.98	44	0	117	21	0	0
No/No/Non . . . . .	107	37.02	30	0	62	15	0	0
Total . . . . .	289		74	0	179	36	0	0
Over Votes . . . . .	1		0	0	1	0	0	0
Under Votes . . . . .	139		54	0	61	24	0	0
MIAMI: CHARTER AMEND, FILL VACANCY								
Vote for 1								
Yes/Sp/Wi . . . . .	162	54.73	38	0	102	22	0	0
No/No/Non . . . . .	134	45.27	35	0	83	16	0	0
Total . . . . .	296		73	0	185	38	0	0
Over Votes . . . . .	0		0	0	0	0	0	0
Under Votes . . . . .	133		55	0	56	22	0	0

MIAMI

Fall Municipal Election  
November 7, 2017  
Miami-Dade County, FL

OFFICIAL RESULTS

Run Date:11/10/17 10:28 AM

Report EL30A Page 5820-01

5820 PRECINCT 582.0

	TOTAL VOTES	%	ED OSS	ED IVO	VBM	EV OSS	EV IVO	PROV
REGISTERED VOTERS - TOTAL . . . . .	3,711							
BALLOTS CAST - TOTAL . . . . .	800		287	0	398	115	0	0
VOTER TURNOUT - TOTAL . . . . .		21.56						

MIAMI: MAYOR

Vote for 1								
Williams Alfred Armbrister Sr. . . . .	49	6.65	13	0	21	15	0	0
Christian Canache. . . . .	28	3.80	5	0	20	3	0	0
Cynthia Jaquith . . . . .	38	5.16	23	0	9	6	0	0
Francis X. Suarez. . . . .	622	84.40	232	0	312	78	0	0
Total . . . . .	737		273	0	362	102	0	0
Over Votes . . . . .	0		0	0	0	0	0	0
Under Votes . . . . .	63		14	0	36	13	0	0

MIAMI: COCONUT GROVE VILLAGE COUNCIL

Vote for 9								
Johannah Brown. . . . .	280	7.84	98	0	135	47	0	0
Rachel Cardello . . . . .	374	10.47	188	0	125	61	0	0
Steven Dloogoff . . . . .	239	6.69	90	0	98	51	0	0
Sacha DuBearn . . . . .	216	6.05	101	0	90	25	0	0
Zachary Elliott . . . . .	267	7.48	122	0	109	36	0	0
Greg Eversole . . . . .	222	6.22	110	0	84	28	0	0
Marcelo Fernandes. . . . .	242	6.78	84	0	118	40	0	0
Ijamyn Gray. . . . .	126	3.53	55	0	43	28	0	0
Eduardo Nagy . . . . .	186	5.21	92	0	75	19	0	0
Courtney Omega. . . . .	156	4.37	46	0	78	32	0	0
Susanne Larissa Ozols . . . . .	238	6.66	92	0	102	44	0	0
Henry "Hank" Sanchez-Resnik . . . . .	309	8.65	109	0	141	59	0	0
Thaddeus G. Scott. . . . .	216	6.05	91	0	90	35	0	0
Jodi L. Strang. . . . .	173	4.84	52	0	89	32	0	0
Linda Williams. . . . .	327	9.16	118	0	150	59	0	0
Total . . . . .	3,571		1,448	0	1,527	596	0	0
Over Votes . . . . .	18		0	0	18	0	0	0
Under Votes . . . . .	3,611		1,135	0	2,037	439	0	0

MIAMI: AUTHORIZING GEN OBLIGATION BONDS

Vote for 1								
For Bonds . . . . .	491	64.95	180	0	240	71	0	0
Against Bonds . . . . .	265	35.05	103	0	119	43	0	0
Total . . . . .	756		283	0	359	114	0	0
Over Votes . . . . .	0		0	0	0	0	0	0
Under Votes . . . . .	44		4	0	39	1	0	0

MIAMI

Fall Municipal Election  
November 7, 2017  
Miami-Dade County, FL

OFFICIAL RESULTS

Run Date:11/10/17 10:28 AM

Report EL30A Page 5820-02

5820 PRECINCT 582.0

	TOTAL VOTES	%	ED OSS	ED IVO	VBM	EV OSS	EV IVO	PROV
MIAMI: CHARTER AMEND, ALGD BAYSHORE LEASE								
Vote for 1								
Yes/Sp/Wi . . . . .	434	57.33	168	0	214	52	0	0
No/No/Non . . . . .	323	42.67	115	0	149	59	0	0
Total . . . . .	757		283	0	363	111	0	0
Over Votes . . . . .	0		0	0	0	0	0	0
Under Votes . . . . .	43		4	0	35	4	0	0
MIAMI: CHARTER AMEND, OAIG UNCLASS SERVICE								
Vote for 1								
Yes/Sp/Wi . . . . .	558	79.60	217	0	250	91	0	0
No/No/Non . . . . .	143	20.40	49	0	79	15	0	0
Total . . . . .	701		266	0	329	106	0	0
Over Votes . . . . .	0		0	0	0	0	0	0
Under Votes . . . . .	99		21	0	69	9	0	0
MIAMI: CHARTER AMEND, IAG EMPLOYEES								
Vote for 1								
Yes/Sp/Wi . . . . .	556	80.23	215	0	247	94	0	0
No/No/Non . . . . .	137	19.77	50	0	75	12	0	0
Total . . . . .	693		265	0	322	106	0	0
Over Votes . . . . .	2		1	0	1	0	0	0
Under Votes . . . . .	105		21	0	75	9	0	0
MIAMI: CHARTER AMEND, FILL VACANCY								
Vote for 1								
Yes/Sp/Wi . . . . .	459	65.95	176	0	205	78	0	0
No/No/Non . . . . .	237	34.05	87	0	125	25	0	0
Total . . . . .	696		263	0	330	103	0	0
Over Votes . . . . .	1		1	0	0	0	0	0
Under Votes . . . . .	103		23	0	68	12	0	0

	TOTAL VOTES	%	ED OSS	ED IVO	VBM	EV OSS	EV IVO	PROV
REGISTERED VOTERS - TOTAL	1,764							
BALLOTS CAST - TOTAL	239		129	0	73	37	0	0
VOTER TURNOUT - TOTAL		13.55						

MIAMI: MAYOR  
 Vote for 1

Williams Alfred Armbrister Sr.	15	6.73	9	0	2	4	0	0
Christian Canache.	16	7.17	6	0	9	1	0	0
Cynthia Jaquith	22	9.87	17	0	2	3	0	0
Francis X. Suarez.	170	76.23	88	0	55	27	0	0
Total	223		120	0	68	35	0	0
Over Votes	0		0	0	0	0	0	0
Under Votes	16		9	0	5	2	0	0

MIAMI: COCONUT GROVE VILLAGE COUNCIL  
 Vote for 9

Johannah Brown.	89	7.55	52	0	23	14	0	0
Rachel Cardello	94	7.97	50	0	30	14	0	0
Steven Dloogoff	89	7.55	46	0	27	16	0	0
Sacha DuBearn	70	5.94	37	0	22	11	0	0
Zachary Elliott	88	7.46	42	0	30	16	0	0
Greg Eversole	61	5.17	30	0	22	9	0	0
Marcelo Fernandes.	67	5.68	38	0	19	10	0	0
Ijamyn Gray.	54	4.58	32	0	11	11	0	0
Eduardo Nagy	59	5.00	36	0	16	7	0	0
Courtney Omega.	76	6.45	41	0	26	9	0	0
Susanne Larissa Ozols	83	7.04	45	0	24	14	0	0
Henry "Hank" Sanchez-Resnik	114	9.67	68	0	30	16	0	0
Thaddeus G. Scott.	83	7.04	47	0	19	17	0	0
Jodi L. Strang.	48	4.07	22	0	23	3	0	0
Linda Williams.	104	8.82	56	0	30	18	0	0
Total	1,179		642	0	352	185	0	0
Over Votes	0		0	0	0	0	0	0
Under Votes	972		519	0	305	148	0	0

MIAMI: AUTHORIZING GEN OBLIGATION BONDS  
 Vote for 1

For Bonds	177	75.97	99	0	52	26	0	0
Against Bonds	56	24.03	26	0	19	11	0	0
Total	233		125	0	71	37	0	0
Over Votes	0		0	0	0	0	0	0
Under Votes	6		4	0	2	0	0	0

	TOTAL VOTES	%	ED OSS	ED IVO	VBM	EV OSS	EV IVO	PROV
MIAMI: CHARTER AMEND, ALGD BAYSHORE LEASE								
Vote for 1								
Yes/Sø/Wi . . . . .	164	70.39	91	0	50	23	0	0
No/No/Non . . . . .	69	29.61	33	0	22	14	0	0
Total . . . . .	233		124	0	72	37	0	0
Over Votes . . . . .	0		0	0	0	0	0	0
Under Votes . . . . .	6		5	0	1	0	0	0
MIAMI: CHARTER AMEND, OAIG UNCLASS SERVICE								
Vote for 1								
Yes/Sø/Wi . . . . .	197	92.06	108	0	54	35	0	0
No/No/Non . . . . .	17	7.94	5	0	10	2	0	0
Total . . . . .	214		113	0	64	37	0	0
Over Votes . . . . .	0		0	0	0	0	0	0
Under Votes . . . . .	25		16	0	9	0	0	0
MIAMI: CHARTER AMEND, IAG EMPLOYEES								
Vote for 1								
Yes/Sø/Wi . . . . .	185	89.37	102	0	48	35	0	0
No/No/Non . . . . .	22	10.63	7	0	13	2	0	0
Total . . . . .	207		109	0	61	37	0	0
Over Votes . . . . .	0		0	0	0	0	0	0
Under Votes . . . . .	32		20	0	12	0	0	0
MIAMI: CHARTER AMEND, FILL VACANCY								
Vote for 1								
Yes/Sø/Wi . . . . .	154	72.99	90	0	39	25	0	0
No/No/Non . . . . .	57	27.01	22	0	23	12	0	0
Total . . . . .	211		112	0	62	37	0	0
Over Votes . . . . .	0		0	0	0	0	0	0
Under Votes . . . . .	28		17	0	11	0	0	0

5840 PRECINCT 584.0

	TOTAL VOTES	%	ED OSS	ED IVO	VBM	EV OSS	EV IVO	PROV
REGISTERED VOTERS - TOTAL . . . . .	1,792							
BALLOTS CAST - TOTAL . . . . .	282		143	0	118	21	0	0
VOTER TURNOUT - TOTAL . . . . .		15.74						

MIAMI: MAYOR

Vote for 1								
Williams Alfred Armbrister Sr. . . . .	55	20.52	37	0	14	4	0	0
Christian Canache. . . . .	6	2.24	3	0	2	1	0	0
Cynthia Jaquith . . . . .	13	4.85	10	0	3	0	0	0
Francis X. Suarez. . . . .	194	72.39	84	0	94	16	0	0
Total . . . . .	268		134	0	113	21	0	0
Over Votes . . . . .	0		0	0	0	0	0	0
Under Votes . . . . .	14		9	0	5	0	0	0

MIAMI: COCONUT GROVE VILLAGE COUNCIL

Vote for 9								
Johannah Brown. . . . .	109	8.91	53	0	43	13	0	0
Rachel Cardello . . . . .	86	7.03	40	0	35	11	0	0
Steven Dloogoff . . . . .	65	5.31	23	0	33	9	0	0
Sacha DuBearn . . . . .	57	4.66	23	0	26	8	0	0
Zachary Elliott . . . . .	88	7.20	39	0	36	13	0	0
Greg Eversole . . . . .	53	4.33	22	0	26	5	0	0
Marcelo Fernandes. . . . .	67	5.48	27	0	32	8	0	0
Ijamyn Gray. . . . .	86	7.03	50	0	29	7	0	0
Eduardo Nagy . . . . .	47	3.84	21	0	20	6	0	0
Courtney Omega. . . . .	110	8.99	62	0	38	10	0	0
Susanne Larissa Ozols . . . . .	52	4.25	20	0	24	8	0	0
Henry "Hank" Sanchez-Resnik . . . . .	74	6.05	32	0	31	11	0	0
Thaddeus G. Scott. . . . .	123	10.06	63	0	47	13	0	0
Jodi L. Strang. . . . .	55	4.50	30	0	18	7	0	0
Linda Williams. . . . .	151	12.35	71	0	64	16	0	0
Total . . . . .	1,223		576	0	502	145	0	0
Over Votes . . . . .	18		18	0	0	0	0	0
Under Votes . . . . .	1,297		693	0	560	44	0	0

MIAMI: AUTHORIZING GEN OBLIGATION BONDS

Vote for 1								
For Bonds . . . . .	182	69.20	96	0	73	13	0	0
Against Bonds . . . . .	81	30.80	36	0	39	6	0	0
Total . . . . .	263		132	0	112	19	0	0
Over Votes . . . . .	0		0	0	0	0	0	0
Under Votes . . . . .	19		11	0	6	2	0	0



MIAMI

Fall Municipal Election  
November 7, 2017  
Miami-Dade County, FL

OFFICIAL RESULTS

Run Date:11/10/17 10:28 AM

Report EL30A Page 5840-02

5840 PRECINCT 584.0

	TOTAL VOTES	%	ED OSS	ED IVO	VBM	EV OSS	EV IVO	PROV
MIAMI: CHARTER AMEND, ALGD BAYSHORE LEASE								
Vote for 1								
Yes/Sø/Wi . . . . .	175	68.90	84	0	78	13	0	0
No/No/Non . . . . .	79	31.10	44	0	28	7	0	0
Total . . . . .	254		128	0	106	20	0	0
Over Votes . . . . .	0		0	0	0	0	0	0
Under Votes . . . . .	28		15	0	12	1	0	0
MIAMI: CHARTER AMEND, OAIG UNCLASS SERVICE								
Vote for 1								
Yes/Sø/Wi . . . . .	181	75.10	91	0	73	17	0	0
No/No/Non . . . . .	60	24.90	31	0	26	3	0	0
Total . . . . .	241		122	0	99	20	0	0
Over Votes . . . . .	0		0	0	0	0	0	0
Under Votes . . . . .	41		21	0	19	1	0	0
MIAMI: CHARTER AMEND, IAG EMPLOYEES								
Vote for 1								
Yes/Sø/Wi . . . . .	180	75.00	92	0	71	17	0	0
No/No/Non . . . . .	60	25.00	29	0	28	3	0	0
Total . . . . .	240		121	0	99	20	0	0
Over Votes . . . . .	0		0	0	0	0	0	0
Under Votes . . . . .	42		22	0	19	1	0	0
MIAMI: CHARTER AMEND, FILL VACANCY								
Vote for 1								
Yes/Sø/Wi . . . . .	183	74.39	96	0	70	17	0	0
No/No/Non . . . . .	63	25.61	27	0	33	3	0	0
Total . . . . .	246		123	0	103	20	0	0
Over Votes . . . . .	1		0	0	1	0	0	0
Under Votes . . . . .	35		20	0	14	1	0	0

Run Date:11/10/17 10:28 AM

Report EL30A Page 5850-01

5850 PRECINCT 585.0

	TOTAL VOTES	%	ED OSS	ED IVO	VBM	EV OSS	EV IVO	PROV
REGISTERED VOTERS - TOTAL . . . . .	831							
BALLOTS CAST - TOTAL . . . . .	134		67	0	51	16	0	0
VOTER TURNOUT - TOTAL . . . . .		16.13						

MIAMI: MAYOR  
 Vote for 1

Williams Alfred Armbrister Sr. . . . .	36	29.51	23	0	9	4	0	0
Christian Canache. . . . .	2	1.64	1	0	1	0	0	0
Cynthia Jaquith . . . . .	7	5.74	4	0	3	0	0	0
Francis X. Suarez. . . . .	77	63.11	33	0	33	11	0	0
Total . . . . .	122		61	0	46	15	0	0
Over Votes . . . . .	1		0	0	1	0	0	0
Under Votes . . . . .	11		6	0	4	1	0	0

MIAMI: COCONUT GROVE VILLAGE COUNCIL  
 Vote for 9

Johannah Brown. . . . .	53	8.63	24	0	24	5	0	0
Rachel Cardello . . . . .	42	6.84	25	0	15	2	0	0
Steven Dloogoff . . . . .	38	6.19	21	0	14	3	0	0
Sacha DuBearn . . . . .	13	2.12	5	0	7	1	0	0
Zachary Elliott . . . . .	33	5.37	9	0	19	5	0	0
Greg Eversole . . . . .	8	1.30	2	0	6	0	0	0
Marcelo Fernandes. . . . .	34	5.54	19	0	12	3	0	0
Ijamyn Gray. . . . .	66	10.75	41	0	23	2	0	0
Eduardo Nagy . . . . .	9	1.47	3	0	6	0	0	0
Courtney Omega. . . . .	65	10.59	35	0	19	11	0	0
Susanne Larissa Ozols . . . . .	35	5.70	21	0	9	5	0	0
Henry "Hank" Sanchez-Resnik . . . . .	35	5.70	19	0	14	2	0	0
Thaddeus G. Scott. . . . .	73	11.89	40	0	29	4	0	0
Jodi L. Strang. . . . .	21	3.42	10	0	11	0	0	0
Linda Williams. . . . .	89	14.50	45	0	36	8	0	0
Total . . . . .	614		319	0	244	51	0	0
Over Votes . . . . .	0		0	0	0	0	0	0
Under Votes . . . . .	592		284	0	215	93	0	0

MIAMI: AUTHORIZING GEN OBLIGATION BONDS  
 Vote for 1

For Bonds . . . . .	101	80.80	50	0	38	13	0	0
Against Bonds . . . . .	24	19.20	12	0	10	2	0	0
Total . . . . .	125		62	0	48	15	0	0
Over Votes . . . . .	0		0	0	0	0	0	0
Under Votes . . . . .	9		5	0	3	1	0	0

MIAMI

Fall Municipal Election  
November 7, 2017  
Miami-Dade County, FL

OFFICIAL RESULTS

Run Date:11/10/17 10:28 AM

Report EL30A Page 5850-02

5850 PRECINCT 585.0

	TOTAL VOTES	%	ED OSS	ED IVO	VBM	EV OSS	EV IVO	PROV
MIAMI: CHARTER AMEND, ALGD BAYSHORE LEASE								
Vote for 1								
Yes/Sp/Wi . . . . .	86	70.49	42	0	33	11	0	0
No/No/Non . . . . .	36	29.51	17	0	15	4	0	0
Total . . . . .	122		59	0	48	15	0	0
Over Votes . . . . .	0		0	0	0	0	0	0
Under Votes . . . . .	12		8	0	3	1	0	0
MIAMI: CHARTER AMEND, OAIG UNCLASS SERVICE								
Vote for 1								
Yes/Sp/Wi . . . . .	98	82.35	48	0	36	14	0	0
No/No/Non . . . . .	21	17.65	11	0	9	1	0	0
Total . . . . .	119		59	0	45	15	0	0
Over Votes . . . . .	0		0	0	0	0	0	0
Under Votes . . . . .	15		8	0	6	1	0	0
MIAMI: CHARTER AMEND, IAG EMPLOYEES								
Vote for 1								
Yes/Sp/Wi . . . . .	93	80.17	44	0	36	13	0	0
No/No/Non . . . . .	23	19.83	12	0	9	2	0	0
Total . . . . .	116		56	0	45	15	0	0
Over Votes . . . . .	0		0	0	0	0	0	0
Under Votes . . . . .	18		11	0	6	1	0	0
MIAMI: CHARTER AMEND, FILL VACANCY								
Vote for 1								
Yes/Sp/Wi . . . . .	88	76.52	45	0	33	10	0	0
No/No/Non . . . . .	27	23.48	12	0	12	3	0	0
Total . . . . .	115		57	0	45	13	0	0
Over Votes . . . . .	0		0	0	0	0	0	0
Under Votes . . . . .	19		10	0	6	3	0	0

	TOTAL VOTES	%	ED OSS	ED IVO	VBM	EV OSS	EV IVO	PROV
REGISTERED VOTERS - TOTAL . . . . .	1,781							
BALLOTS CAST - TOTAL . . . . .	338							
VOTER TURNOUT - TOTAL . . . . .		18.98						

MIAMI: MAYOR  
 Vote for 1

Williams Alfred Armbrister Sr. . . . .	15	4.84	7	0	5	3	0	0
Christian Canache. . . . .	17	5.48	4	0	13	0	0	0
Cynthia Jaquith . . . . .	26	8.39	14	0	10	2	0	0
Francis X. Suarez. . . . .	252	81.29	127	0	88	37	0	0
Total . . . . .	310		152	0	116	42	0	0
Over Votes . . . . .	1		0	0	1	0	0	0
Under Votes . . . . .	27		9	0	17	1	0	0

MIAMI: COCONUT GROVE VILLAGE COUNCIL  
 Vote for 9

Johannah Brown. . . . .	178	9.39	92	0	62	24	0	0
Rachel Cardello . . . . .	161	8.50	73	0	58	30	0	0
Steven Dloogoff . . . . .	159	8.39	75	0	59	25	0	0
Sacha DuBearn . . . . .	74	3.91	31	0	37	6	0	0
Zachary Elliott . . . . .	104	5.49	39	0	54	11	0	0
Greg Eversole . . . . .	75	3.96	33	0	36	6	0	0
Marcelo Fernandes. . . . .	172	9.08	79	0	64	29	0	0
Ijamyn Gray. . . . .	100	5.28	59	0	31	10	0	0
Eduardo Nagy . . . . .	65	3.43	33	0	30	2	0	0
Courtney Omega. . . . .	72	3.80	32	0	28	12	0	0
Susanne Larissa Ozols . . . . .	178	9.39	87	0	61	30	0	0
Henry "Hank" Sanchez-Resnik . . . . .	153	8.07	74	0	50	29	0	0
Thaddeus G. Scott. . . . .	154	8.13	76	0	51	27	0	0
Jodi L. Strang. . . . .	68	3.59	22	0	40	6	0	0
Linda Williams. . . . .	182	9.60	82	0	70	30	0	0
Total . . . . .	1,895		887	0	731	277	0	0
Over Votes . . . . .	9		9	0	0	0	0	0
Under Votes . . . . .	1,138		553	0	475	110	0	0

MIAMI: AUTHORIZING GEN OBLIGATION BONDS  
 Vote for 1

For Bonds . . . . .	221	65.97	115	0	84	22	0	0
Against Bonds . . . . .	114	34.03	46	0	47	21	0	0
Total . . . . .	335		161	0	131	43	0	0
Over Votes . . . . .	0		0	0	0	0	0	0
Under Votes . . . . .	3		0	0	3	0	0	0

MIAMI

Fall Municipal Election  
November 7, 2017  
Miami-Dade County, FL

OFFICIAL RESULTS

Run Date:11/10/17 10:28 AM

Report EL30A Page 5860-02

5860 PRECINCT 586.0

	TOTAL VOTES	%	ED OSS	ED IVO	VBM	EV OSS	EV IVO	PROV
MIAMI: CHARTER AMEND, ALGD BAYSHORE LEASE								
Vote for 1								
Yes/Sq/Wi . . . . .	185	55.39	94	0	72	19	0	0
No/No/Non . . . . .	149	44.61	65	0	60	24	0	0
Total . . . . .	334		159	0	132	43	0	0
Over Votes . . . . .	0		0	0	0	0	0	0
Under Votes . . . . .	4		2	0	2	0	0	0
MIAMI: CHARTER AMEND, OAIG UNCLASS SERVICE								
Vote for 1								
Yes/Sq/Wi . . . . .	282	91.26	133	0	110	39	0	0
No/No/Non . . . . .	27	8.74	13	0	10	4	0	0
Total . . . . .	309		146	0	120	43	0	0
Over Votes . . . . .	0		0	0	0	0	0	0
Under Votes . . . . .	29		15	0	14	0	0	0
MIAMI: CHARTER AMEND, IAG EMPLOYEES								
Vote for 1								
Yes/Sq/Wi . . . . .	270	87.95	127	0	104	39	0	0
No/No/Non . . . . .	37	12.05	18	0	15	4	0	0
Total . . . . .	307		145	0	119	43	0	0
Over Votes . . . . .	1		0	0	1	0	0	0
Under Votes . . . . .	30		16	0	14	0	0	0
MIAMI: CHARTER AMEND, FILL VACANCY								
Vote for 1								
Yes/Sq/Wi . . . . .	229	74.59	104	0	92	33	0	0
No/No/Non . . . . .	78	25.41	41	0	27	10	0	0
Total . . . . .	307		145	0	119	43	0	0
Over Votes . . . . .	0		0	0	0	0	0	0
Under Votes . . . . .	31		16	0	15	0	0	0

Run Date:11/10/17 10:28 AM

5870 PRECINCT 587.0

	TOTAL VOTES	%	ED OSS	ED IVO	VBM	EV OSS	EV IVO	PROV
REGISTERED VOTERS - TOTAL . . . . .	2,246							
BALLOTS CAST - TOTAL . . . . .	377							
VOTER TURNOUT - TOTAL . . . . .		16.79	189	0	145	43	0	0

MIAMI: MAYOR  
 Vote for 1

Williams Alfred Armbrister Sr. . . . .	34	10.27	10	0	18	6	0	0
Christian Canache. . . . .	14	4.23	6	0	6	2	0	0
Cynthia Jaquith . . . . .	31	9.37	19	0	10	2	0	0
Francis X. Suarez. . . . .	252	76.13	135	0	87	30	0	0
Total . . . . .	331		170	0	121	40	0	0
Over Votes . . . . .	1		0	0	1	0	0	0
Under Votes . . . . .	45		19	0	23	3	0	0

MIAMI: COCONUT GROVE VILLAGE COUNCIL  
 Vote for 9

Johannah Brown. . . . .	175	8.68	99	0	56	20	0	0
Rachel Cardello . . . . .	165	8.18	83	0	56	26	0	0
Steven Dloogoff . . . . .	175	8.68	90	0	63	22	0	0
Sacha DuBearn . . . . .	96	4.76	41	0	42	13	0	0
Zachary Elliott . . . . .	174	8.63	108	0	52	14	0	0
Greg Eversole . . . . .	102	5.06	47	0	42	13	0	0
Marcelo Fernandes. . . . .	179	8.87	113	0	45	21	0	0
Ijamyn Gray. . . . .	78	3.87	49	0	16	13	0	0
Eduardo Nagy . . . . .	79	3.92	44	0	28	7	0	0
Courtney Omega. . . . .	90	4.46	42	0	40	8	0	0
Susanne Larissa Ozols . . . . .	140	6.94	63	0	52	25	0	0
Henry "Hank" Sanchez-Resnik . . . . .	170	8.43	94	0	56	20	0	0
Thaddeus G. Scott. . . . .	147	7.29	84	0	42	21	0	0
Jodi L. Strang. . . . .	81	4.02	34	0	38	9	0	0
Linda Williams. . . . .	166	8.23	93	0	51	22	0	0
Total . . . . .	2,017		1,084	0	679	254	0	0
Over Votes . . . . .	9		0	0	9	0	0	0
Under Votes . . . . .	1,367		617	0	617	133	0	0

MIAMI: AUTHORIZING GEN OBLIGATION BONDS  
 Vote for 1

For Bonds . . . . .	256	70.14	124	0	102	30	0	0
Against Bonds . . . . .	109	29.86	58	0	39	12	0	0
Total . . . . .	365		182	0	141	42	0	0
Over Votes . . . . .	1		0	0	1	0	0	0
Under Votes . . . . .	11		7	0	3	1	0	0

MIAMI

Fall Municipal Election  
November 7, 2017  
Miami-Dade County, FL

OFFICIAL RESULTS

Run Date:11/10/17 10:28 AM

Report EL30A Page 5870-02

5870 PRECINCT 587.0

	TOTAL VOTES	%	ED OSS	ED IVO	VBM	EV OSS	EV IVO	PROV
MIAMI: CHARTER AMEND, ALGD BAYSHORE LEASE								
Vote for 1								
Yes/Sp/Wi . . . . .	214	57.99	103	0	78	33	0	0
No/No/Non . . . . .	155	42.01	80	0	66	9	0	0
Total . . . . .	369		183	0	144	42	0	0
Over Votes . . . . .	0		0	0	0	0	0	0
Under Votes . . . . .	8		6	0	1	1	0	0
MIAMI: CHARTER AMEND, OAIG UNCLASS SERVICE								
Vote for 1								
Yes/Sp/Wi . . . . .	308	89.53	157	0	114	37	0	0
No/No/Non . . . . .	36	10.47	15	0	16	5	0	0
Total . . . . .	344		172	0	130	42	0	0
Over Votes . . . . .	0		0	0	0	0	0	0
Under Votes . . . . .	33		17	0	15	1	0	0
MIAMI: CHARTER AMEND, IAG EMPLOYEES								
Vote for 1								
Yes/Sp/Wi . . . . .	302	88.56	154	0	113	35	0	0
No/No/Non . . . . .	39	11.44	19	0	13	7	0	0
Total . . . . .	341		173	0	126	42	0	0
Over Votes . . . . .	0		0	0	0	0	0	0
Under Votes . . . . .	36		16	0	19	1	0	0
MIAMI: CHARTER AMEND, FILL VACANCY								
Vote for 1								
Yes/Sp/Wi . . . . .	243	71.68	132	0	82	29	0	0
No/No/Non . . . . .	96	28.32	41	0	42	13	0	0
Total . . . . .	339		173	0	124	42	0	0
Over Votes . . . . .	1		1	0	0	0	0	0
Under Votes . . . . .	37		15	0	21	1	0	0

MIAMI

Fall Municipal Election  
November 7, 2017  
Miami-Dade County, FL

OFFICIAL RESULTS

Run Date:11/10/17 10:28 AM

Report EL30A Page 5880-01

5880 PRECINCT 588.0

	TOTAL VOTES	%	ED OSS	ED IVO	VBM	EV OSS	EV IVO	PROV
REGISTERED VOTERS - TOTAL . . . . .	30							
BALLOTS CAST - TOTAL . . . . .	1		1	0	0	0	0	0
VOTER TURNOUT - TOTAL . . . . .		3.33						

MIAMI: MAYOR

Vote for 1								
Williams Alfred Armbrister Sr. . . . .	0		0	0	0	0	0	0
Christian Canache. . . . .	0		0	0	0	0	0	0
Cynthia Jaquith . . . . .	0		0	0	0	0	0	0
Francis X. Suarez. . . . .	1	100.00	1	0	0	0	0	0
Total . . . . .	1		1	0	0	0	0	0
Over Votes . . . . .	0		0	0	0	0	0	0
Under Votes . . . . .	0		0	0	0	0	0	0

MIAMI: AUTHORIZING GEN OBLIGATION BONDS

Vote for 1								
For Bonds . . . . .	1	100.00	1	0	0	0	0	0
Against Bonds . . . . .	0		0	0	0	0	0	0
Total . . . . .	1		1	0	0	0	0	0
Over Votes . . . . .	0		0	0	0	0	0	0
Under Votes . . . . .	0		0	0	0	0	0	0

MIAMI: CHARTER AMEND, ALGD BAYSHORE LEASE

Vote for 1								
Yes/Sp/Wi . . . . .	1	100.00	1	0	0	0	0	0
No/No/Non . . . . .	0		0	0	0	0	0	0
Total . . . . .	1		1	0	0	0	0	0
Over Votes . . . . .	0		0	0	0	0	0	0
Under Votes . . . . .	0		0	0	0	0	0	0

MIAMI: CHARTER AMEND, OAIG UNCLASS SERVICE

Vote for 1								
Yes/Sp/Wi . . . . .	0		0	0	0	0	0	0
No/No/Non . . . . .	1	100.00	1	0	0	0	0	0
Total . . . . .	1		1	0	0	0	0	0
Over Votes . . . . .	0		0	0	0	0	0	0
Under Votes . . . . .	0		0	0	0	0	0	0

MIAMI: CHARTER AMEND, IAG EMPLOYEES

Vote for 1								
Yes/Sp/Wi . . . . .	0		0	0	0	0	0	0
No/No/Non . . . . .	1	100.00	1	0	0	0	0	0
Total . . . . .	1		1	0	0	0	0	0
Over Votes . . . . .	0		0	0	0	0	0	0
Under Votes . . . . .	0		0	0	0	0	0	0



MIAMI

Fall Municipal Election  
November 7, 2017  
Miami-Dade County, FL

OFFICIAL RESULTS

Run Date:11/10/17 10:28 AM

Report EL30A Page 5880-02

5880 PRECINCT 588.0

MIAMI: CHARTER AMEND, FILL VACANCY

	TOTAL VOTES	%	ED OSS	ED IVO	VBM	EV OSS	EV IVO	PROV
Vote for 1								
Yes/Sp/Wi . . . . .	1	100.00	1	0	0	0	0	0
No/No/Non . . . . .	0		0	0	0	0	0	0
Total . . . . .	1		1	0	0	0	0	0
Over Votes . . . . .	0		0	0	0	0	0	0
Under Votes . . . . .	0		0	0	0	0	0	0

MIAMI

Fall Municipal Election  
November 7, 2017  
Miami-Dade County, FL

OFFICIAL RESULTS

Run Date:11/10/17 10:28 AM

Report EL30A Page 5881-01

5881 PRECINCT 588.1

	TOTAL VOTES	%	ED OSS	ED IVO	VBM	EV OSS	EV IVO	PROV
REGISTERED VOTERS - TOTAL . . . . .	1							
BALLOTS CAST - TOTAL. . . . .	0		0	0	0	0	0	0
MIAMI: MAYOR								
Vote for 1								
Williams Alfred Armbrister Sr. . . . .	0		0	0	0	0	0	0
Christian Canache. . . . .	0		0	0	0	0	0	0
Cynthia Jaquith . . . . .	0		0	0	0	0	0	0
Francis X. Suarez. . . . .	0		0	0	0	0	0	0
Over Votes . . . . .	0		0	0	0	0	0	0
Under Votes . . . . .	0		0	0	0	0	0	0
MIAMI: AUTHORIZING GEN OBLIGATION BONDS								
Vote for 1								
For Bonds . . . . .	0		0	0	0	0	0	0
Against Bonds . . . . .	0		0	0	0	0	0	0
Over Votes . . . . .	0		0	0	0	0	0	0
Under Votes . . . . .	0		0	0	0	0	0	0
MIAMI: CHARTER AMEND, ALGD BAYSHORE LEASE								
Vote for 1								
Yes/Sp/Wi . . . . .	0		0	0	0	0	0	0
No/No/Non . . . . .	0		0	0	0	0	0	0
Over Votes . . . . .	0		0	0	0	0	0	0
Under Votes . . . . .	0		0	0	0	0	0	0
MIAMI: CHARTER AMEND, OAIG UNCLASS SERVICE								
Vote for 1								
Yes/Sp/Wi . . . . .	0		0	0	0	0	0	0
No/No/Non . . . . .	0		0	0	0	0	0	0
Over Votes . . . . .	0		0	0	0	0	0	0
Under Votes . . . . .	0		0	0	0	0	0	0
MIAMI: CHARTER AMEND, IAG EMPLOYEES								
Vote for 1								
Yes/Sp/Wi . . . . .	0		0	0	0	0	0	0
No/No/Non . . . . .	0		0	0	0	0	0	0
Over Votes . . . . .	0		0	0	0	0	0	0
Under Votes . . . . .	0		0	0	0	0	0	0

MIAMI

Fall Municipal Election  
November 7, 2017  
Miami-Dade County, FL

OFFICIAL RESULTS

Run Date:11/10/17 10:28 AM

Report EL30A Page 5881-02

5881 PRECINCT 588.1

MIAMI: CHARTER AMEND, FILL VACANCY

	TOTAL VOTES	%	ED OSS	ED IVO	VBM	EV OSS	EV IVO	PROV
Vote for 1								
Yes/Sp/Wi . . . . .	0		0	0	0	0	0	0
No/No/Non . . . . .	0		0	0	0	0	0	0
Over Votes . . . . .	0		0	0	0	0	0	0
Under Votes . . . . .	0		0	0	0	0	0	0

MIAMI

Fall Municipal Election  
November 7, 2017  
Miami-Dade County, FL

OFFICIAL RESULTS

Run Date:11/10/17 10:28 AM

Report EL30A Page 5890-01

5890 PRECINCT 589.0

	TOTAL VOTES	%	ED OSS	ED IVO	VBM	EV OSS	EV IVO	PROV
REGISTERED VOTERS - TOTAL . . . . .	112							
BALLOTS CAST - TOTAL . . . . .	8		3	0	5	0	0	0
VOTER TURNOUT - TOTAL . . . . .		7.14						

MIAMI: MAYOR  
Vote for 1

Williams Alfred Armbrister Sr. . . . .	0		0	0	0	0	0	0
Christian Canache. . . . .	2	25.00	2	0	0	0	0	0
Cynthia Jaquith . . . . .	1	12.50	0	0	1	0	0	0
Francis X. Suarez. . . . .	5	62.50	1	0	4	0	0	0
Total . . . . .	8		3	0	5	0	0	0
Over Votes . . . . .	0		0	0	0	0	0	0
Under Votes . . . . .	0		0	0	0	0	0	0

MIAMI: AUTHORIZING GEN OBLIGATION BONDS  
Vote for 1

For Bonds . . . . .	7	100.00	3	0	4	0	0	0
Against Bonds . . . . .	0		0	0	0	0	0	0
Total . . . . .	7		3	0	4	0	0	0
Over Votes . . . . .	0		0	0	0	0	0	0
Under Votes . . . . .	1		0	0	1	0	0	0

MIAMI: CHARTER AMEND, ALGD BAYSHORE LEASE  
Vote for 1

Yes/Sp/Wi . . . . .	3	42.86	1	0	2	0	0	0
No/No/Non . . . . .	4	57.14	2	0	2	0	0	0
Total . . . . .	7		3	0	4	0	0	0
Over Votes . . . . .	0		0	0	0	0	0	0
Under Votes . . . . .	1		0	0	1	0	0	0

MIAMI: CHARTER AMEND, OAIG UNCLASS SERVICE  
Vote for 1

Yes/Sp/Wi . . . . .	5	71.43	2	0	3	0	0	0
No/No/Non . . . . .	2	28.57	1	0	1	0	0	0
Total . . . . .	7		3	0	4	0	0	0
Over Votes . . . . .	0		0	0	0	0	0	0
Under Votes . . . . .	1		0	0	1	0	0	0

MIAMI: CHARTER AMEND, IAG EMPLOYEES  
Vote for 1

Yes/Sp/Wi . . . . .	5	62.50	3	0	2	0	0	0
No/No/Non . . . . .	3	37.50	0	0	3	0	0	0
Total . . . . .	8		3	0	5	0	0	0
Over Votes . . . . .	0		0	0	0	0	0	0
Under Votes . . . . .	0		0	0	0	0	0	0

MIAMI  
 Run Date:11/10/17 10:28 AM  
 5890 PRECINCT 589.0

Fall Municipal Election  
 November 7, 2017  
 Miami-Dade County, FL

OFFICIAL RESULTS  
 Report EL30A Page 5890-02

	TOTAL VOTES	%	ED OSS	ED IVO	VBM	EV OSS	EV IVO	PROV
MIAMI: CHARTER AMEND, FILL VACANCY								
Vote for 1								
Yes/Sp/Wi . . . . .	5	62.50	1	0	4	0	0	0
No/No/Non . . . . .	3	37.50	2	0	1	0	0	0
Total . . . . .	8		3	0	5	0	0	0
Over Votes . . . . .	0		0	0	0	0	0	0
Under Votes . . . . .	0		0	0	0	0	0	0

	TOTAL VOTES	%	ED OSS	ED IVO	VBM	EV OSS	EV IVO	PROV
REGISTERED VOTERS - TOTAL . . . . .	488							
BALLOTS CAST - TOTAL . . . . .	35		12	0	21	2	0	0
VOTER TURNOUT - TOTAL . . . . .		7.17						

MIAMI: MAYOR  
 Vote for 1

Williams Alfred Armbrister Sr. . . . .	2	5.71	0	0	2	0	0	0
Christian Canache. . . . .	3	8.57	0	0	3	0	0	0
Cynthia Jaquith . . . . .	2	5.71	0	0	2	0	0	0
Francis X. Suarez. . . . .	28	80.00	12	0	14	2	0	0
Total . . . . .	35		12	0	21	2	0	0
Over Votes . . . . .	0		0	0	0	0	0	0
Under Votes . . . . .	0		0	0	0	0	0	0

MIAMI: AUTHORIZING GEN OBLIGATION BONDS  
 Vote for 1

For Bonds . . . . .	13	41.94	2	0	9	2	0	0
Against Bonds . . . . .	18	58.06	7	0	11	0	0	0
Total . . . . .	31		9	0	20	2	0	0
Over Votes . . . . .	0		0	0	0	0	0	0
Under Votes . . . . .	4		3	0	1	0	0	0

MIAMI: CHARTER AMEND, ALGD BAYSHORE LEASE  
 Vote for 1

Yes/Sp/Wi . . . . .	21	72.41	5	0	14	2	0	0
No/No/Non . . . . .	8	27.59	4	0	4	0	0	0
Total . . . . .	29		9	0	18	2	0	0
Over Votes . . . . .	0		0	0	0	0	0	0
Under Votes . . . . .	6		3	0	3	0	0	0

MIAMI: CHARTER AMEND, OAIG UNCLASS SERVICE  
 Vote for 1

Yes/Sp/Wi . . . . .	19	65.52	6	0	12	1	0	0
No/No/Non . . . . .	10	34.48	2	0	7	1	0	0
Total . . . . .	29		8	0	19	2	0	0
Over Votes . . . . .	0		0	0	0	0	0	0
Under Votes . . . . .	6		4	0	2	0	0	0

MIAMI: CHARTER AMEND, IAG EMPLOYEES  
 Vote for 1

Yes/Sp/Wi . . . . .	21	72.41	6	0	14	1	0	0
No/No/Non . . . . .	8	27.59	2	0	5	1	0	0
Total . . . . .	29		8	0	19	2	0	0
Over Votes . . . . .	0		0	0	0	0	0	0
Under Votes . . . . .	6		4	0	2	0	0	0

MIAMI

Fall Municipal Election  
November 7, 2017  
Miami-Dade County, FL

OFFICIAL RESULTS

Run Date:11/10/17 10:28 AM

Report EL30A Page 5910-02

5910 PRECINCT 591.0

MIAMI: CHARTER AMEND, FILL VACANCY

	TOTAL VOTES	%	ED OSS	ED IVO	VBM	EV OSS	EV IVO	PROV
Vote for 1								
Yes/Sp/Wi . . . . .	17	58.62	5	0	10	2	0	0
No/No/Non . . . . .	12	41.38	3	0	9	0	0	0
Total . . . . .	29		8	0	19	2	0	0
Over Votes . . . . .	0		0	0	0	0	0	0
Under Votes . . . . .	6		4	0	2	0	0	0

5911 PRECINCT 591.1

	TOTAL VOTES	%	ED OSS	ED IVO	VBM	EV OSS	EV IVO	PROV
REGISTERED VOTERS - TOTAL . . . . .	1,619							
BALLOTS CAST - TOTAL . . . . .	244		115	0	117	12	0	0
VOTER TURNOUT - TOTAL . . . . .		15.07						

MIAMI: MAYOR  
 Vote for 1

Williams Alfred Armbrister Sr. . . . .	6	2.53	1	0	4	1	0	0
Christian Canache. . . . .	3	1.27	2	0	1	0	0	0
Cynthia Jaquith . . . . .	9	3.80	2	0	7	0	0	0
Francis X. Suarez. . . . .	219	92.41	104	0	104	11	0	0
Total . . . . .	237		109	0	116	12	0	0
Over Votes . . . . .	1		1	0	0	0	0	0
Under Votes . . . . .	6		5	0	1	0	0	0

MIAMI: AUTHORIZING GEN OBLIGATION BONDS  
 Vote for 1

For Bonds . . . . .	122	68.54	49	0	64	9	0	0
Against Bonds . . . . .	56	31.46	30	0	24	2	0	0
Total . . . . .	178		79	0	88	11	0	0
Over Votes . . . . .	0		0	0	0	0	0	0
Under Votes . . . . .	66		36	0	29	1	0	0

MIAMI: CHARTER AMEND, ALGD BAYSHORE LEASE  
 Vote for 1

Yes/Sp/Wi . . . . .	109	67.70	43	0	56	10	0	0
No/No/Non . . . . .	52	32.30	24	0	27	1	0	0
Total . . . . .	161		67	0	83	11	0	0
Over Votes . . . . .	0		0	0	0	0	0	0
Under Votes . . . . .	83		48	0	34	1	0	0

MIAMI: CHARTER AMEND, OAIG UNCLASS SERVICE  
 Vote for 1

Yes/Sp/Wi . . . . .	106	67.52	46	0	51	9	0	0
No/No/Non . . . . .	51	32.48	22	0	27	2	0	0
Total . . . . .	157		68	0	78	11	0	0
Over Votes . . . . .	0		0	0	0	0	0	0
Under Votes . . . . .	87		47	0	39	1	0	0

MIAMI: CHARTER AMEND, IAG EMPLOYEES  
 Vote for 1

Yes/Sp/Wi . . . . .	101	67.79	40	0	54	7	0	0
No/No/Non . . . . .	48	32.21	20	0	24	4	0	0
Total . . . . .	149		60	0	78	11	0	0
Over Votes . . . . .	0		0	0	0	0	0	0
Under Votes . . . . .	95		55	0	39	1	0	0



MIAMI

Fall Municipal Election  
November 7, 2017  
Miami-Dade County, FL

OFFICIAL RESULTS

Run Date:11/10/17 10:28 AM

Report EL30A Page 5911-02

5911 PRECINCT 591.1

MIAMI: CHARTER AMEND, FILL VACANCY

	TOTAL VOTES	%	ED OSS	ED IVO	VBM	EV OSS	EV IVO	PROV
Vote for 1								
Yes/Sp/Wi . . . . .	113	71.97	46	0	60	7	0	0
No/No/Non . . . . .	44	28.03	19	0	21	4	0	0
Total . . . . .	157		65	0	81	11	0	0
Over Votes . . . . .	0		0	0	0	0	0	0
Under Votes . . . . .	87		50	0	36	1	0	0

MIAMI

Fall Municipal Election  
November 7, 2017  
Miami-Dade County, FL

OFFICIAL RESULTS

Run Date:11/10/17 10:28 AM

Report EL30A Page 5920-01

5920 PRECINCT 592.0

	TOTAL VOTES	%	ED OSS	ED IVO	VBM	EV OSS	EV IVO	PROV
REGISTERED VOTERS - TOTAL . . . . .	1,690							
BALLOTS CAST - TOTAL . . . . .	152		27	0	104	21	0	0
VOTER TURNOUT - TOTAL . . . . .		8.99						

MIAMI: MAYOR

Vote for 1								
Williams Alfred Armbrister Sr. . . . .	5	3.31	1	0	1	3	0	0
Christian Canache. . . . .	3	1.99	1	0	2	0	0	0
Cynthia Jaquith . . . . .	8	5.30	2	0	5	1	0	0
Francis X. Suarez. . . . .	135	89.40	22	0	96	17	0	0
Total . . . . .	151		26	0	104	21	0	0
Over Votes . . . . .	0		0	0	0	0	0	0
Under Votes . . . . .	1		1	0	0	0	0	0

MIAMI: AUTHORIZING GEN OBLIGATION BONDS

Vote for 1								
For Bonds . . . . .	74	52.48	15	0	45	14	0	0
Against Bonds . . . . .	67	47.52	8	0	54	5	0	0
Total . . . . .	141		23	0	99	19	0	0
Over Votes . . . . .	2		0	0	2	0	0	0
Under Votes . . . . .	9		4	0	3	2	0	0

MIAMI: CHARTER AMEND, ALGD BAYSHORE LEASE

Vote for 1								
Yes/Sp/Wi . . . . .	82	61.19	14	0	56	12	0	0
No/No/Non . . . . .	52	38.81	8	0	38	6	0	0
Total . . . . .	134		22	0	94	18	0	0
Over Votes . . . . .	1		0	0	1	0	0	0
Under Votes . . . . .	17		5	0	9	3	0	0

MIAMI: CHARTER AMEND, OAIG UNCLASS SERVICE

Vote for 1								
Yes/Sp/Wi . . . . .	77	64.17	11	0	55	11	0	0
No/No/Non . . . . .	43	35.83	6	0	28	9	0	0
Total . . . . .	120		17	0	83	20	0	0
Over Votes . . . . .	0		0	0	0	0	0	0
Under Votes . . . . .	32		10	0	21	1	0	0

MIAMI: CHARTER AMEND, IAG EMPLOYEES

Vote for 1								
Yes/Sp/Wi . . . . .	76	62.81	8	0	56	12	0	0
No/No/Non . . . . .	45	37.19	9	0	28	8	0	0
Total . . . . .	121		17	0	84	20	0	0
Over Votes . . . . .	0		0	0	0	0	0	0
Under Votes . . . . .	31		10	0	20	1	0	0

MIAMI

Fall Municipal Election  
November 7, 2017  
Miami-Dade County, FL

OFFICIAL RESULTS

Run Date:11/10/17 10:28 AM

Report EL30A Page 5920-02

5920 PRECINCT 592.0

	TOTAL VOTES	%	ED OSS	ED IVO	VBM	EV OSS	EV IVO	PROV
MIAMI: CHARTER AMEND, FILL VACANCY								
Vote for 1								
Yes/Sp/Wi . . . . .	66	54.55	11	0		45	10	0
No/No/Non . . . . .	55	45.45	5	0		41	9	0
Total . . . . .	121		16	0		86	19	0
Over Votes . . . . .	0		0	0		0	0	0
Under Votes . . . . .	31		11	0		18	2	0

5930 PRECINCT 593.0

	TOTAL VOTES	%	ED OSS	ED IVO	VBM	EV OSS	EV IVO	PROV
REGISTERED VOTERS - TOTAL . . . . .	2,565							
BALLOTS CAST - TOTAL . . . . .	465		128	0	265	72	0	0
VOTER TURNOUT - TOTAL . . . . .		18.13						

MIAMI: MAYOR  
 Vote for 1

Williams Alfred Armbrister Sr. . . . .	12	2.80	6	0	4	2	0	0
Christian Canache. . . . .	20	4.66	5	0	12	3	0	0
Cynthia Jaquith . . . . .	30	6.99	11	0	11	8	0	0
Francis X. Suarez. . . . .	367	85.55	98	0	220	49	0	0
Total . . . . .	429		120	0	247	62	0	0
Over Votes . . . . .	0		0	0	0	0	0	0
Under Votes . . . . .	36		8	0	18	10	0	0

MIAMI: COMMISSIONER - DISTRICT 3  
 Vote for 1

Zoraida A. Barreiro . . . . .	120	26.37	22	0	72	26	0	0
Joe Carollo. . . . .	139	30.55	44	0	77	18	0	0
Alex Dominguez. . . . .	7	1.54	0	0	5	2	0	0
Alfonso "Alfie" Leon. . . . .	57	12.53	17	0	33	7	0	0
Tomas Regalado. . . . .	95	20.88	31	0	54	10	0	0
Miguel Soliman. . . . .	20	4.40	6	0	9	5	0	0
Jose Suarez. . . . .	17	3.74	5	0	8	4	0	0
Total . . . . .	455		125	0	258	72	0	0
Over Votes . . . . .	1		0	0	1	0	0	0
Under Votes . . . . .	9		3	0	6	0	0	0

MIAMI: AUTHORIZING GEN OBLIGATION BONDS  
 Vote for 1

For Bonds . . . . .	193	50.00	50	0	115	28	0	0
Against Bonds . . . . .	193	50.00	51	0	115	27	0	0
Total . . . . .	386		101	0	230	55	0	0
Over Votes . . . . .	0		0	0	0	0	0	0
Under Votes . . . . .	79		27	0	35	17	0	0

MIAMI: CHARTER AMEND, ALGD BAYSHORE LEASE  
 Vote for 1

Yes/Sp/Wi . . . . .	232	63.56	58	0	141	33	0	0
No/No/Non . . . . .	133	36.44	38	0	78	17	0	0
Total . . . . .	365		96	0	219	50	0	0
Over Votes . . . . .	0		0	0	0	0	0	0
Under Votes . . . . .	100		32	0	46	22	0	0

MIAMI

Fall Municipal Election  
November 7, 2017  
Miami-Dade County, FL

OFFICIAL RESULTS

Run Date:11/10/17 10:28 AM

Report EL30A Page 5930-02

5930 PRECINCT 593.0

	TOTAL VOTES	%	ED OSS	ED IVO	VBM	EV OSS	EV IVO	PROV
MIAMI: CHARTER AMEND, OAIG UNCLASS SERVICE								
Vote for 1								
Yes/Sp/Wi . . . . .	212	63.28	57	0	130	25	0	0
No/No/Non . . . . .	123	36.72	28	0	74	21	0	0
Total . . . . .	335		85	0	204	46	0	0
Over Votes . . . . .	1		0	0	1	0	0	0
Under Votes . . . . .	129		43	0	60	26	0	0
MIAMI: CHARTER AMEND, IAG EMPLOYEES								
Vote for 1								
Yes/Sp/Wi . . . . .	215	65.15	52	0	135	28	0	0
No/No/Non . . . . .	115	34.85	32	0	65	18	0	0
Total . . . . .	330		84	0	200	46	0	0
Over Votes . . . . .	2		0	0	2	0	0	0
Under Votes . . . . .	133		44	0	63	26	0	0
MIAMI: CHARTER AMEND, FILL VACANCY								
Vote for 1								
Yes/Sp/Wi . . . . .	180	52.79	46	0	108	26	0	0
No/No/Non . . . . .	161	47.21	42	0	97	22	0	0
Total . . . . .	341		88	0	205	48	0	0
Over Votes . . . . .	1		0	0	1	0	0	0
Under Votes . . . . .	123		40	0	59	24	0	0

5940 PRECINCT 594.0

	TOTAL VOTES	%	ED OSS	ED IVO	VBM	EV OSS	EV IVO	PROV
REGISTERED VOTERS - TOTAL . . . . .	1,168							
BALLOTS CAST - TOTAL . . . . .	86		29	0	51	6	0	0
VOTER TURNOUT - TOTAL . . . . .		7.36						

MIAMI: MAYOR  
 Vote for 1

Williams Alfred Armbrister Sr. . . . .	4	4.82	1	0	3	0	0	0
Christian Canache. . . . .	2	2.41	0	0	2	0	0	0
Cynthia Jaquith . . . . .	7	8.43	1	0	6	0	0	0
Francis X. Suarez. . . . .	70	84.34	27	0	38	5	0	0
Total . . . . .	83		29	0	49	5	0	0
Over Votes . . . . .	1		0	0	1	0	0	0
Under Votes . . . . .	2		0	0	1	1	0	0

MIAMI: AUTHORIZING GEN OBLIGATION BONDS  
 Vote for 1

For Bonds . . . . .	45	58.44	16	0	25	4	0	0
Against Bonds . . . . .	32	41.56	9	0	21	2	0	0
Total . . . . .	77		25	0	46	6	0	0
Over Votes . . . . .	0		0	0	0	0	0	0
Under Votes . . . . .	9		4	0	5	0	0	0

MIAMI: CHARTER AMEND, ALGD BAYSHORE LEASE  
 Vote for 1

Yes/Sp/Wi . . . . .	53	70.67	19	0	29	5	0	0
No/No/Non . . . . .	22	29.33	5	0	16	1	0	0
Total . . . . .	75		24	0	45	6	0	0
Over Votes . . . . .	0		0	0	0	0	0	0
Under Votes . . . . .	11		5	0	6	0	0	0

MIAMI: CHARTER AMEND, OAIG UNCLASS SERVICE  
 Vote for 1

Yes/Sp/Wi . . . . .	40	54.79	13	0	22	5	0	0
No/No/Non . . . . .	33	45.21	9	0	23	1	0	0
Total . . . . .	73		22	0	45	6	0	0
Over Votes . . . . .	0		0	0	0	0	0	0
Under Votes . . . . .	13		7	0	6	0	0	0

MIAMI: CHARTER AMEND, IAG EMPLOYEES  
 Vote for 1

Yes/Sp/Wi . . . . .	43	60.56	15	0	24	4	0	0
No/No/Non . . . . .	28	39.44	6	0	20	2	0	0
Total . . . . .	71		21	0	44	6	0	0
Over Votes . . . . .	0		0	0	0	0	0	0
Under Votes . . . . .	15		8	0	7	0	0	0

MIAMI

Fall Municipal Election  
November 7, 2017  
Miami-Dade County, FL

OFFICIAL RESULTS

Run Date:11/10/17 10:28 AM

Report EL30A Page 5940-02

5940 PRECINCT 594.0

MIAMI: CHARTER AMEND, FILL VACANCY

	TOTAL VOTES	%	ED OSS	ED IVO	VBM	EV OSS	EV IVO	PROV
Vote for 1								
Yes/Sp/Wi . . . . .	35	46.67	14	0	19	2	0	0
No/No/Non . . . . .	40	53.33	9	0	27	4	0	0
Total . . . . .	75		23	0	46	6	0	0
Over Votes . . . . .	0		0	0	0	0	0	0
Under Votes . . . . .	11		6	0	5	0	0	0

MIAMI

Fall Municipal Election  
November 7, 2017  
Miami-Dade County, FL

OFFICIAL RESULTS

Run Date:11/10/17 10:28 AM

Report EL30A Page 5950-01

5950 PRECINCT 595.0

	TOTAL VOTES	%	ED OSS	ED IVO	VBM	EV OSS	EV IVO	PROV
REGISTERED VOTERS - TOTAL . . . . .	594							
BALLOTS CAST - TOTAL . . . . .	67		19	0	39	9	0	0
VOTER TURNOUT - TOTAL . . . . .		11.28						

MIAMI: MAYOR  
Vote for 1

Williams Alfred Armbrister Sr. . . . .	1	1.59	0	0	1	0	0	0
Christian Canache. . . . .	0		0	0	0	0	0	0
Cynthia Jaquith . . . . .	3	4.76	0	0	3	0	0	0
Francis X. Suarez. . . . .	59	93.65	19	0	31	9	0	0
Total . . . . .	63		19	0	35	9	0	0
Over Votes . . . . .	0		0	0	0	0	0	0
Under Votes . . . . .	4		0	0	4	0	0	0

MIAMI: AUTHORIZING GEN OBLIGATION BONDS  
Vote for 1

For Bonds . . . . .	24	42.86	5	0	11	8	0	0
Against Bonds . . . . .	32	57.14	10	0	22	0	0	0
Total . . . . .	56		15	0	33	8	0	0
Over Votes . . . . .	0		0	0	0	0	0	0
Under Votes . . . . .	11		4	0	6	1	0	0

MIAMI: CHARTER AMEND, ALGD BAYSHORE LEASE  
Vote for 1

Yes/Sp/Wi . . . . .	32	65.31	7	0	20	5	0	0
No/No/Non . . . . .	17	34.69	6	0	9	2	0	0
Total . . . . .	49		13	0	29	7	0	0
Over Votes . . . . .	0		0	0	0	0	0	0
Under Votes . . . . .	18		6	0	10	2	0	0

MIAMI: CHARTER AMEND, OAIG UNCLASS SERVICE  
Vote for 1

Yes/Sp/Wi . . . . .	35	72.92	8	0	21	6	0	0
No/No/Non . . . . .	13	27.08	5	0	7	1	0	0
Total . . . . .	48		13	0	28	7	0	0
Over Votes . . . . .	0		0	0	0	0	0	0
Under Votes . . . . .	19		6	0	11	2	0	0

MIAMI: CHARTER AMEND, IAG EMPLOYEES  
Vote for 1

Yes/Sp/Wi . . . . .	32	68.09	6	0	20	6	0	0
No/No/Non . . . . .	15	31.91	7	0	7	1	0	0
Total . . . . .	47		13	0	27	7	0	0
Over Votes . . . . .	0		0	0	0	0	0	0
Under Votes . . . . .	20		6	0	12	2	0	0



MIAMI

Fall Municipal Election  
November 7, 2017  
Miami-Dade County, FL

OFFICIAL RESULTS

Run Date:11/10/17 10:28 AM

Report EL30A Page 5950-02

5950 PRECINCT 595.0

MIAMI: CHARTER AMEND, FILL VACANCY

	TOTAL VOTES	%	ED OSS	ED IVO	VBM	EV OSS	EV IVO	PROV
Vote for 1								
Yes/Sp/Wi . . . . .	36	75.00	8	0	21	7	0	0
No/No/Non . . . . .	12	25.00	6	0	5	1	0	0
Total . . . . .	48		14	0	26	8	0	0
Over Votes . . . . .	1		0	0	1	0	0	0
Under Votes . . . . .	18		5	0	12	1	0	0

MIAMI

Fall Municipal Election  
November 7, 2017  
Miami-Dade County, FL

OFFICIAL RESULTS

Run Date:11/10/17 10:28 AM

Report EL30A Page 5960-01

5960 PRECINCT 596.0

	TOTAL VOTES	%	ED OSS	ED IVO	VBM	EV OSS	EV IVO	PROV
REGISTERED VOTERS - TOTAL . . . . .	2,473							
BALLOTS CAST - TOTAL . . . . .	452		156	0	240	56	0	0
VOTER TURNOUT - TOTAL . . . . .		18.28						

MIAMI: MAYOR  
Vote for 1

Williams Alfred Armbrister Sr. . . . .	27	6.28	10	0	13	4	0	0
Christian Canache. . . . .	7	1.63	3	0	3	1	0	0
Cynthia Jaquith . . . . .	18	4.19	4	0	10	4	0	0
Francis X. Suarez. . . . .	378	87.91	132	0	203	43	0	0
Total . . . . .	430		149	0	229	52	0	0
Over Votes . . . . .	0		0	0	0	0	0	0
Under Votes . . . . .	22		7	0	11	4	0	0

MIAMI: COMMISSIONER - DISTRICT 3  
Vote for 1

Zoraida A. Barreiro . . . . .	57	12.72	23	0	24	10	0	0
Joe Carollo. . . . .	157	35.04	52	0	85	20	0	0
Alex Dominguez. . . . .	8	1.79	2	0	3	3	0	0
Alfonso "Alfie" Leon. . . . .	136	30.36	47	0	79	10	0	0
Tomas Regalado. . . . .	60	13.39	23	0	29	8	0	0
Miguel Soliman. . . . .	14	3.13	4	0	7	3	0	0
Jose Suarez. . . . .	16	3.57	5	0	9	2	0	0
Total . . . . .	448		156	0	236	56	0	0
Over Votes . . . . .	0		0	0	0	0	0	0
Under Votes . . . . .	4		0	0	4	0	0	0

MIAMI: AUTHORIZING GEN OBLIGATION BONDS  
Vote for 1

For Bonds . . . . .	170	41.67	60	0	89	21	0	0
Against Bonds . . . . .	238	58.33	80	0	128	30	0	0
Total . . . . .	408		140	0	217	51	0	0
Over Votes . . . . .	1		0	0	1	0	0	0
Under Votes . . . . .	43		16	0	22	5	0	0

MIAMI: CHARTER AMEND, ALGD BAYSHORE LEASE  
Vote for 1

Yes/Sp/Wi . . . . .	232	58.73	79	0	128	25	0	0
No/No/Non . . . . .	163	41.27	58	0	80	25	0	0
Total . . . . .	395		137	0	208	50	0	0
Over Votes . . . . .	0		0	0	0	0	0	0
Under Votes . . . . .	57		19	0	32	6	0	0

MIAMI

Fall Municipal Election  
November 7, 2017  
Miami-Dade County, FL

OFFICIAL RESULTS

Run Date:11/10/17 10:28 AM

Report EL30A Page 5960-02

5960 PRECINCT 596.0

	TOTAL VOTES	%	ED OSS	ED IVO	VBM	EV OSS	EV IVO	PROV
MIAMI: CHARTER AMEND, OAIG UNCLASS SERVICE								
Vote for 1								
Yes/Sp/Wi . . . . .	206	54.79	79	0	96	31	0	0
No/No/Non . . . . .	170	45.21	51	0	103	16	0	0
Total . . . . .	376		130	0	199	47	0	0
Over Votes . . . . .	1		0	0	1	0	0	0
Under Votes . . . . .	75		26	0	40	9	0	0
MIAMI: CHARTER AMEND, IAG EMPLOYEES								
Vote for 1								
Yes/Sp/Wi . . . . .	215	56.88	73	0	110	32	0	0
No/No/Non . . . . .	163	43.12	59	0	89	15	0	0
Total . . . . .	378		132	0	199	47	0	0
Over Votes . . . . .	0		0	0	0	0	0	0
Under Votes . . . . .	74		24	0	41	9	0	0
MIAMI: CHARTER AMEND, FILL VACANCY								
Vote for 1								
Yes/Sp/Wi . . . . .	188	49.74	72	0	90	26	0	0
No/No/Non . . . . .	190	50.26	61	0	109	20	0	0
Total . . . . .	378		133	0	199	46	0	0
Over Votes . . . . .	0		0	0	0	0	0	0
Under Votes . . . . .	74		23	0	41	10	0	0

MIAMI

Fall Municipal Election  
November 7, 2017  
Miami-Dade County, FL

OFFICIAL RESULTS

Run Date:11/10/17 10:28 AM

Report EL30A Page 5970-01

5970 PRECINCT 597.0

	TOTAL VOTES	%	ED OSS	ED IVO	VBM	EV OSS	EV IVO	PROV
REGISTERED VOTERS - TOTAL . . . . .	1							
BALLOTS CAST - TOTAL . . . . .	0		0	0	0	0	0	0
MIAMI: MAYOR								
Vote for 1								
Williams Alfred Armbrister Sr. . . . .	0		0	0	0	0	0	0
Christian Canache. . . . .	0		0	0	0	0	0	0
Cynthia Jaquith . . . . .	0		0	0	0	0	0	0
Francis X. Suarez. . . . .	0		0	0	0	0	0	0
Over Votes . . . . .	0		0	0	0	0	0	0
Under Votes . . . . .	0		0	0	0	0	0	0
MIAMI: AUTHORIZING GEN OBLIGATION BONDS								
Vote for 1								
For Bonds . . . . .	0		0	0	0	0	0	0
Against Bonds . . . . .	0		0	0	0	0	0	0
Over Votes . . . . .	0		0	0	0	0	0	0
Under Votes . . . . .	0		0	0	0	0	0	0
MIAMI: CHARTER AMEND, ALGD BAYSHORE LEASE								
Vote for 1								
Yes/Sø/Wi . . . . .	0		0	0	0	0	0	0
No/No/Non . . . . .	0		0	0	0	0	0	0
Over Votes . . . . .	0		0	0	0	0	0	0
Under Votes . . . . .	0		0	0	0	0	0	0
MIAMI: CHARTER AMEND, OAIG UNCLASS SERVICE								
Vote for 1								
Yes/Sø/Wi . . . . .	0		0	0	0	0	0	0
No/No/Non . . . . .	0		0	0	0	0	0	0
Over Votes . . . . .	0		0	0	0	0	0	0
Under Votes . . . . .	0		0	0	0	0	0	0
MIAMI: CHARTER AMEND, IAG EMPLOYEES								
Vote for 1								
Yes/Sø/Wi . . . . .	0		0	0	0	0	0	0
No/No/Non . . . . .	0		0	0	0	0	0	0
Over Votes . . . . .	0		0	0	0	0	0	0
Under Votes . . . . .	0		0	0	0	0	0	0

MIAMI

Fall Municipal Election  
November 7, 2017  
Miami-Dade County, FL

OFFICIAL RESULTS

Run Date:11/10/17 10:28 AM

Report EL30A Page 5970-02

5970 PRECINCT 597.0

	TOTAL VOTES	%	ED OSS	ED IVO	VBM	EV OSS	EV IVO	PROV
MIAMI: CHARTER AMEND, FILL VACANCY								
Vote for 1								
Yes/Sp/Wi . . . . .	0		0	0	0	0	0	0
No/No/Non . . . . .	0		0	0	0	0	0	0
Over Votes . . . . .	0		0	0	0	0	0	0
Under Votes . . . . .	0		0	0	0	0	0	0

Run Date:11/10/17 10:28 AM

Report EL30A Page 5980-01

5980 PRECINCT 598.0

	TOTAL VOTES	%	ED OSS	ED IVO	VBM	EV OSS	EV IVO	PROV
REGISTERED VOTERS - TOTAL . . . . .	456							
BALLOTS CAST - TOTAL . . . . .	42							
VOTER TURNOUT - TOTAL . . . . .		9.21						

MIAMI: MAYOR  
 Vote for 1

Williams Alfred Armbrister Sr. . . . .	0		0	0	0	0	0	0
Christian Canache. . . . .	0		0	0	0	0	0	0
Cynthia Jaquith . . . . .	3	7.14	0	0	2	1	0	0
Francis X. Suarez. . . . .	39	92.86	6	0	30	3	0	0
Total . . . . .	42		6	0	32	4	0	0
Over Votes . . . . .	0		0	0	0	0	0	0
Under Votes . . . . .	0		0	0	0	0	0	0

MIAMI: AUTHORIZING GEN OBLIGATION BONDS  
 Vote for 1

For Bonds . . . . .	28	73.68	3	0	22	3	0	0
Against Bonds . . . . .	10	26.32	3	0	6	1	0	0
Total . . . . .	38		6	0	28	4	0	0
Over Votes . . . . .	0		0	0	0	0	0	0
Under Votes . . . . .	4		0	0	4	0	0	0

MIAMI: CHARTER AMEND, ALGD BAYSHORE LEASE  
 Vote for 1

Yes/Sp/Wi . . . . .	28	82.35	5	0	19	4	0	0
No/No/Non . . . . .	6	17.65	1	0	5	0	0	0
Total . . . . .	34		6	0	24	4	0	0
Over Votes . . . . .	0		0	0	0	0	0	0
Under Votes . . . . .	8		0	0	8	0	0	0

MIAMI: CHARTER AMEND, OAIG UNCLASS SERVICE  
 Vote for 1

Yes/Sp/Wi . . . . .	21	63.64	4	0	15	2	0	0
No/No/Non . . . . .	12	36.36	2	0	9	1	0	0
Total . . . . .	33		6	0	24	3	0	0
Over Votes . . . . .	0		0	0	0	0	0	0
Under Votes . . . . .	9		0	0	8	1	0	0

MIAMI: CHARTER AMEND, IAG EMPLOYEES  
 Vote for 1

Yes/Sp/Wi . . . . .	25	80.65	3	0	19	3	0	0
No/No/Non . . . . .	6	19.35	2	0	4	0	0	0
Total . . . . .	31		5	0	23	3	0	0
Over Votes . . . . .	0		0	0	0	0	0	0
Under Votes . . . . .	11		1	0	9	1	0	0

MIAMI

Fall Municipal Election  
November 7, 2017  
Miami-Dade County, FL

OFFICIAL RESULTS

Run Date:11/10/17 10:28 AM

Report EL30A Page 5980-02

5980 PRECINCT 598.0

	TOTAL VOTES	%	ED OSS	ED IVO	VBM	EV OSS	EV IVO	PROV
MIAMI: CHARTER AMEND, FILL VACANCY								
Vote for 1								
Yes/Sp/Wi . . . . .	22	68.75	5	0	15	2	0	0
No/No/Non . . . . .	10	31.25	1	0	8	1	0	0
Total . . . . .	32		6	0	23	3	0	0
Over Votes . . . . .	0		0	0	0	0	0	0
Under Votes . . . . .	10		0	0	9	1	0	0

Run Date:11/10/17 10:28 AM

5990 PRECINCT 599.0

	TOTAL VOTES	%	ED OSS	ED IVO	VBM	EV OSS	EV IVO	PROV
REGISTERED VOTERS - TOTAL . . . . .	125							
BALLOTS CAST - TOTAL . . . . .	5		3	0	0	2	0	0
VOTER TURNOUT - TOTAL . . . . .		4.00						

MIAMI: MAYOR  
 Vote for 1

Williams Alfred Armbrister Sr. . . . .	0		0	0	0	0	0	0
Christian Canache. . . . .	0		0	0	0	0	0	0
Cynthia Jaquith . . . . .	0		0	0	0	0	0	0
Francis X. Suarez. . . . .	4	100.00	2	0	0	2	0	0
Total . . . . .	4		2	0	0	2	0	0
Over Votes . . . . .	0		0	0	0	0	0	0
Under Votes . . . . .	1		1	0	0	0	0	0

MIAMI: AUTHORIZING GEN OBLIGATION BONDS  
 Vote for 1

For Bonds . . . . .	5	100.00	3	0	0	2	0	0
Against Bonds . . . . .	0		0	0	0	0	0	0
Total . . . . .	5		3	0	0	2	0	0
Over Votes . . . . .	0		0	0	0	0	0	0
Under Votes . . . . .	0		0	0	0	0	0	0

MIAMI: CHARTER AMEND, ALGD BAYSHORE LEASE  
 Vote for 1

Yes/Sp/Wi . . . . .	5	100.00	3	0	0	2	0	0
No/No/Non . . . . .	0		0	0	0	0	0	0
Total . . . . .	5		3	0	0	2	0	0
Over Votes . . . . .	0		0	0	0	0	0	0
Under Votes . . . . .	0		0	0	0	0	0	0

MIAMI: CHARTER AMEND, OAIG UNCLASS SERVICE  
 Vote for 1

Yes/Sp/Wi . . . . .	4	80.00	2	0	0	2	0	0
No/No/Non . . . . .	1	20.00	1	0	0	0	0	0
Total . . . . .	5		3	0	0	2	0	0
Over Votes . . . . .	0		0	0	0	0	0	0
Under Votes . . . . .	0		0	0	0	0	0	0

MIAMI: CHARTER AMEND, IAG EMPLOYEES  
 Vote for 1

Yes/Sp/Wi . . . . .	4	80.00	2	0	0	2	0	0
No/No/Non . . . . .	1	20.00	1	0	0	0	0	0
Total . . . . .	5		3	0	0	2	0	0
Over Votes . . . . .	0		0	0	0	0	0	0
Under Votes . . . . .	0		0	0	0	0	0	0



MIAMI

Fall Municipal Election  
November 7, 2017  
Miami-Dade County, FL

OFFICIAL RESULTS

Run Date:11/10/17 10:28 AM

Report EL30A Page 5990-02

5990 PRECINCT 599.0

MIAMI: CHARTER AMEND, FILL VACANCY

	TOTAL VOTES	%	ED OSS	ED IVO	VBM	EV OSS	EV IVO	PROV
Vote for 1								
Yes/Sp/Wi . . . . .	5	100.00	3	0	0	2	0	0
No/No/Non . . . . .	0		0	0	0	0	0	0
Total . . . . .	5		3	0	0	2	0	0
Over Votes . . . . .	0		0	0	0	0	0	0
Under Votes . . . . .	0		0	0	0	0	0	0

5991 PRECINCT 599.1

	TOTAL VOTES	%	ED OSS	ED IVO	VBM	EV OSS	EV IVO	PROV
REGISTERED VOTERS - TOTAL . . . . .	522							
BALLOTS CAST - TOTAL . . . . .	30		10	0	16	4	0	0
VOTER TURNOUT - TOTAL . . . . .		5.75						

MIAMI: MAYOR  
 Vote for 1

Williams Alfred Armbrister Sr. . . . .	0		0	0	0	0	0	0
Christian Canache. . . . .	5	18.52	0	0	5	0	0	0
Cynthia Jaquith . . . . .	2	7.41	2	0	0	0	0	0
Francis X. Suarez. . . . .	20	74.07	7	0	9	4	0	0
Total . . . . .	27		9	0	14	4	0	0
Over Votes . . . . .	0		0	0	0	0	0	0
Under Votes . . . . .	3		1	0	2	0	0	0

MIAMI: AUTHORIZING GEN OBLIGATION BONDS  
 Vote for 1

For Bonds . . . . .	18	62.07	8	0	8	2	0	0
Against Bonds . . . . .	11	37.93	2	0	7	2	0	0
Total . . . . .	29		10	0	15	4	0	0
Over Votes . . . . .	0		0	0	0	0	0	0
Under Votes . . . . .	1		0	0	1	0	0	0

MIAMI: CHARTER AMEND, ALGD BAYSHORE LEASE  
 Vote for 1

Yes/Sp/Wi . . . . .	20	68.97	7	0	11	2	0	0
No/No/Non . . . . .	9	31.03	2	0	5	2	0	0
Total . . . . .	29		9	0	16	4	0	0
Over Votes . . . . .	0		0	0	0	0	0	0
Under Votes . . . . .	1		1	0	0	0	0	0

MIAMI: CHARTER AMEND, OAIG UNCLASS SERVICE  
 Vote for 1

Yes/Sp/Wi . . . . .	26	89.66	10	0	12	4	0	0
No/No/Non . . . . .	3	10.34	0	0	3	0	0	0
Total . . . . .	29		10	0	15	4	0	0
Over Votes . . . . .	0		0	0	0	0	0	0
Under Votes . . . . .	1		0	0	1	0	0	0

MIAMI: CHARTER AMEND, IAG EMPLOYEES  
 Vote for 1

Yes/Sp/Wi . . . . .	24	85.71	9	0	11	4	0	0
No/No/Non . . . . .	4	14.29	0	0	4	0	0	0
Total . . . . .	28		9	0	15	4	0	0
Over Votes . . . . .	0		0	0	0	0	0	0
Under Votes . . . . .	2		1	0	1	0	0	0

MIAMI

Fall Municipal Election  
November 7, 2017  
Miami-Dade County, FL

OFFICIAL RESULTS

Run Date:11/10/17 10:28 AM

Report EL30A Page 5991-02

5991 PRECINCT 599.1

MIAMI: CHARTER AMEND, FILL VACANCY

	TOTAL VOTES	%	ED OSS	ED IVO	VBM	EV OSS	EV IVO	PROV
Vote for 1								
Yes/Sp/Wi . . . . .	17	60.71	5	0	10	2	0	0
No/No/Non . . . . .	11	39.29	4	0	5	2	0	0
Total . . . . .	28		9	0	15	4	0	0
Over Votes . . . . .	0		0	0	0	0	0	0
Under Votes . . . . .	2		1	0	1	0	0	0

Run Date:11/10/17 10:28 AM

Report EL30A Page 6240-01

6240 PRECINCT 624.0

	TOTAL VOTES	%	ED OSS	ED IVO	VBM	EV OSS	EV IVO	PROV
REGISTERED VOTERS - TOTAL . . . . .	1,209							
BALLOTS CAST - TOTAL . . . . .	171		45	0	105	21	0	0
VOTER TURNOUT - TOTAL . . . . .		14.14						

MIAMI: MAYOR

Vote for 1								
Williams Alfred Armbrister Sr. . . . .	10	6.17	3	0	3	4	0	0
Christian Canache . . . . .	5	3.09	0	0	4	1	0	0
Cynthia Jaquith . . . . .	15	9.26	6	0	7	2	0	0
Francis X. Suarez . . . . .	132	81.48	34	0	85	13	0	0
Total . . . . .	162		43	0	99	20	0	0
Over Votes . . . . .	0		0	0	0	0	0	0
Under Votes . . . . .	9		2	0	6	1	0	0

MIAMI: AUTHORIZING GEN OBLIGATION BONDS

Vote for 1								
For Bonds . . . . .	125	74.40	36	0	73	16	0	0
Against Bonds . . . . .	43	25.60	7	0	31	5	0	0
Total . . . . .	168		43	0	104	21	0	0
Over Votes . . . . .	0		0	0	0	0	0	0
Under Votes . . . . .	3		2	0	1	0	0	0

MIAMI: CHARTER AMEND, ALGD BAYSHORE LEASE

Vote for 1								
Yes/Sp/Wi . . . . .	116	70.73	30	0	73	13	0	0
No/No/Non . . . . .	48	29.27	12	0	28	8	0	0
Total . . . . .	164		42	0	101	21	0	0
Over Votes . . . . .	0		0	0	0	0	0	0
Under Votes . . . . .	7		3	0	4	0	0	0

MIAMI: CHARTER AMEND, OAIG UNCLASS SERVICE

Vote for 1								
Yes/Sp/Wi . . . . .	135	89.40	34	0	85	16	0	0
No/No/Non . . . . .	16	10.60	3	0	9	4	0	0
Total . . . . .	151		37	0	94	20	0	0
Over Votes . . . . .	1		1	0	0	0	0	0
Under Votes . . . . .	19		7	0	11	1	0	0

MIAMI: CHARTER AMEND, IAG EMPLOYEES

Vote for 1								
Yes/Sp/Wi . . . . .	133	90.48	34	0	83	16	0	0
No/No/Non . . . . .	14	9.52	3	0	10	1	0	0
Total . . . . .	147		37	0	93	17	0	0
Over Votes . . . . .	0		0	0	0	0	0	0
Under Votes . . . . .	24		8	0	12	4	0	0

MIAMI

Fall Municipal Election  
November 7, 2017  
Miami-Dade County, FL

OFFICIAL RESULTS

Run Date:11/10/17 10:28 AM

Report EL30A Page 6240-02

6240 PRECINCT 624.0

MIAMI: CHARTER AMEND, FILL VACANCY

	TOTAL VOTES	%	ED OSS	ED IVO	VBM	EV OSS	EV IVO	PROV
Vote for 1								
Yes/Sp/Wi . . . . .	104	70.75	24	0	70	10	0	0
No/No/Non . . . . .	43	29.25	12	0	22	9	0	0
Total . . . . .	147		36	0	92	19	0	0
Over Votes . . . . .	0		0	0	0	0	0	0
Under Votes . . . . .	24		9	0	13	2	0	0

Run Date:11/10/17 10:28 AM

6550 PRECINCT 655.0

	TOTAL VOTES	%	ED OSS	ED IVO	VBM	EV OSS	EV IVO	PROV
REGISTERED VOTERS - TOTAL . . . . .	5							
BALLOTS CAST - TOTAL . . . . .	1		0	0	0	1	0	0
VOTER TURNOUT - TOTAL . . . . .		20.00						

MIAMI: MAYOR  
 Vote for 1

Williams Alfred Armbrister Sr. . . . .	0		0	0	0	0	0	0
Christian Canache. . . . .	0		0	0	0	0	0	0
Cynthia Jaquith . . . . .	0		0	0	0	0	0	0
Francis X. Suarez. . . . .	1	100.00	0	0	0	1	0	0
Total . . . . .	1		0	0	0	1	0	0
Over Votes . . . . .	0		0	0	0	0	0	0
Under Votes . . . . .	0		0	0	0	0	0	0

MIAMI: AUTHORIZING GEN OBLIGATION BONDS  
 Vote for 1

For Bonds . . . . .	1	100.00	0	0	0	1	0	0
Against Bonds . . . . .	0		0	0	0	0	0	0
Total . . . . .	1		0	0	0	1	0	0
Over Votes . . . . .	0		0	0	0	0	0	0
Under Votes . . . . .	0		0	0	0	0	0	0

MIAMI: CHARTER AMEND, ALGD BAYSHORE LEASE  
 Vote for 1

Yes/Sp/Wi . . . . .	1	100.00	0	0	0	1	0	0
No/No/Non . . . . .	0		0	0	0	0	0	0
Total . . . . .	1		0	0	0	1	0	0
Over Votes . . . . .	0		0	0	0	0	0	0
Under Votes . . . . .	0		0	0	0	0	0	0

MIAMI: CHARTER AMEND, OAIG UNCLASS SERVICE  
 Vote for 1

Yes/Sp/Wi . . . . .	1	100.00	0	0	0	1	0	0
No/No/Non . . . . .	0		0	0	0	0	0	0
Total . . . . .	1		0	0	0	1	0	0
Over Votes . . . . .	0		0	0	0	0	0	0
Under Votes . . . . .	0		0	0	0	0	0	0

MIAMI: CHARTER AMEND, IAG EMPLOYEES  
 Vote for 1

Yes/Sp/Wi . . . . .	1	100.00	0	0	0	1	0	0
No/No/Non . . . . .	0		0	0	0	0	0	0
Total . . . . .	1		0	0	0	1	0	0
Over Votes . . . . .	0		0	0	0	0	0	0
Under Votes . . . . .	0		0	0	0	0	0	0

MIAMI

Fall Municipal Election  
November 7, 2017  
Miami-Dade County, FL

OFFICIAL RESULTS

Run Date:11/10/17 10:28 AM

Report EL30A Page 6550-02

6550 PRECINCT 655.0

MIAMI: CHARTER AMEND, FILL VACANCY

	TOTAL VOTES	%	ED OSS	ED IVO	VBM	EV OSS	EV IVO	PROV
Vote for 1								
Yes/Sp/Wi . . . . .	0		0	0	0	0	0	0
No/No/Non . . . . .	1	100.00	0	0	0	1	0	0
Total . . . . .	1		0	0	0	1	0	0
Over Votes . . . . .	0		0	0	0	0	0	0
Under Votes . . . . .	0		0	0	0	0	0	0

MIAMI

Fall Municipal Election  
November 7, 2017  
Miami-Dade County, FL

OFFICIAL RESULTS

Run Date:11/10/17 10:28 AM

Report EL30A Page 6551-01

6551 PRECINCT 655.1

	TOTAL VOTES	%	ED OSS	ED IVO	VBM	EV OSS	EV IVO	PROV
REGISTERED VOTERS - TOTAL . . . . .	1							
BALLOTS CAST - TOTAL . . . . .	0		0	0	0	0	0	0
MIAMI: MAYOR								
Vote for 1								
Williams Alfred Armbrister Sr. . . . .	0		0	0	0	0	0	0
Christian Canache. . . . .	0		0	0	0	0	0	0
Cynthia Jaquith . . . . .	0		0	0	0	0	0	0
Francis X. Suarez. . . . .	0		0	0	0	0	0	0
Over Votes . . . . .	0		0	0	0	0	0	0
Under Votes . . . . .	0		0	0	0	0	0	0
MIAMI: AUTHORIZING GEN OBLIGATION BONDS								
Vote for 1								
For Bonds . . . . .	0		0	0	0	0	0	0
Against Bonds . . . . .	0		0	0	0	0	0	0
Over Votes . . . . .	0		0	0	0	0	0	0
Under Votes . . . . .	0		0	0	0	0	0	0
MIAMI: CHARTER AMEND, ALGD BAYSHORE LEASE								
Vote for 1								
Yes/Sp/Wi . . . . .	0		0	0	0	0	0	0
No/No/Non . . . . .	0		0	0	0	0	0	0
Over Votes . . . . .	0		0	0	0	0	0	0
Under Votes . . . . .	0		0	0	0	0	0	0
MIAMI: CHARTER AMEND, OAIG UNCLASS SERVICE								
Vote for 1								
Yes/Sp/Wi . . . . .	0		0	0	0	0	0	0
No/No/Non . . . . .	0		0	0	0	0	0	0
Over Votes . . . . .	0		0	0	0	0	0	0
Under Votes . . . . .	0		0	0	0	0	0	0
MIAMI: CHARTER AMEND, IAG EMPLOYEES								
Vote for 1								
Yes/Sp/Wi . . . . .	0		0	0	0	0	0	0
No/No/Non . . . . .	0		0	0	0	0	0	0
Over Votes . . . . .	0		0	0	0	0	0	0
Under Votes . . . . .	0		0	0	0	0	0	0



MIAMI

Fall Municipal Election  
November 7, 2017  
Miami-Dade County, FL

OFFICIAL RESULTS

Run Date:11/10/17 10:28 AM

Report EL30A Page 6551-02

6551 PRECINCT 655.1

	TOTAL VOTES	%	ED OSS	ED IVO	VBM	EV OSS	EV IVO	PROV
MIAMI: CHARTER AMEND, FILL VACANCY								
Vote for 1								
Yes/Sp/Wi . . . . .	0		0	0	0	0	0	0
No/No/Non . . . . .	0		0	0	0	0	0	0
Over Votes . . . . .	0		0	0	0	0	0	0
Under Votes . . . . .	0		0	0	0	0	0	0

Run Date:11/10/17 10:28 AM

6560 PRECINCT 656.0

	TOTAL VOTES	%	ED OSS	ED IVO	VBM	EV OSS	EV IVO	PROV
REGISTERED VOTERS - TOTAL . . . . .	175							
BALLOTS CAST - TOTAL . . . . .	12		3	0	5	4	0	0
VOTER TURNOUT - TOTAL . . . . .		6.86						

MIAMI: MAYOR  
 Vote for 1

Williams Alfred Armbrister Sr. . . . .	0		0	0	0	0	0	0
Christian Canache. . . . .	1	8.33	0	0	1	0	0	0
Cynthia Jaquith . . . . .	1	8.33	0	0	1	0	0	0
Francis X. Suarez. . . . .	10	83.33	3	0	3	4	0	0
Total . . . . .	12		3	0	5	4	0	0
Over Votes . . . . .	0		0	0	0	0	0	0
Under Votes . . . . .	0		0	0	0	0	0	0

MIAMI: AUTHORIZING GEN OBLIGATION BONDS  
 Vote for 1

For Bonds . . . . .	10	90.91	2	0	5	3	0	0
Against Bonds . . . . .	1	9.09	1	0	0	0	0	0
Total . . . . .	11		3	0	5	3	0	0
Over Votes . . . . .	0		0	0	0	0	0	0
Under Votes . . . . .	1		0	0	0	1	0	0

MIAMI: CHARTER AMEND, ALGD BAYSHORE LEASE  
 Vote for 1

Yes/Sp/Wi . . . . .	9	81.82	2	0	5	2	0	0
No/No/Non . . . . .	2	18.18	1	0	0	1	0	0
Total . . . . .	11		3	0	5	3	0	0
Over Votes . . . . .	0		0	0	0	0	0	0
Under Votes . . . . .	1		0	0	0	1	0	0

MIAMI: CHARTER AMEND, OAIG UNCLASS SERVICE  
 Vote for 1

Yes/Sp/Wi . . . . .	6	66.67	2	0	3	1	0	0
No/No/Non . . . . .	3	33.33	1	0	0	2	0	0
Total . . . . .	9		3	0	3	3	0	0
Over Votes . . . . .	0		0	0	0	0	0	0
Under Votes . . . . .	3		0	0	2	1	0	0

MIAMI: CHARTER AMEND, IAG EMPLOYEES  
 Vote for 1

Yes/Sp/Wi . . . . .	8	88.89	2	0	3	3	0	0
No/No/Non . . . . .	1	11.11	1	0	0	0	0	0
Total . . . . .	9		3	0	3	3	0	0
Over Votes . . . . .	0		0	0	0	0	0	0
Under Votes . . . . .	3		0	0	2	1	0	0

	TOTAL VOTES	%	ED OSS	ED IVO	VBM	EV OSS	EV IVO	PROV
MIAMI: CHARTER AMEND, FILL VACANCY								
Vote for 1								
Yes/Sp/Wi . . . . .	7	77.78	2	0	2	3	0	0
No/No/Non . . . . .	2	22.22	1	0	1	0	0	0
Total . . . . .	9		3	0	3	3	0	0
Over Votes . . . . .	0		0	0	0	0	0	0
Under Votes . . . . .	3		0	0	2	1	0	0

Run Date:11/10/17 10:28 AM

6561 PRECINCT 656.1

	TOTAL VOTES	%	ED OSS	ED IVO	VBM	EV OSS	EV IVO	PROV
REGISTERED VOTERS - TOTAL	468							
BALLOTS CAST - TOTAL	111		59	0	39	13	0	0
VOTER TURNOUT - TOTAL		23.72						

MIAMI: MAYOR  
 Vote for 1

Williams Alfred Armbrister Sr.	4	3.67	3	0	0	1	0	0
Christian Canache	5	4.59	5	0	0	0	0	0
Cynthia Jaquith	3	2.75	1	0	2	0	0	0
Francis X. Suarez	97	88.99	48	0	37	12	0	0
Total	109		57	0	39	13	0	0
Over Votes	1		1	0	0	0	0	0
Under Votes	1		1	0	0	0	0	0

MIAMI: AUTHORIZING GEN OBLIGATION BONDS  
 Vote for 1

For Bonds	52	60.47	27	0	17	8	0	0
Against Bonds	34	39.53	15	0	15	4	0	0
Total	86		42	0	32	12	0	0
Over Votes	1		1	0	0	0	0	0
Under Votes	24		16	0	7	1	0	0

MIAMI: CHARTER AMEND, ALGD BAYSHORE LEASE  
 Vote for 1

Yes/Sp/Wi	53	68.83	24	0	22	7	0	0
No/No/Non	24	31.17	13	0	9	2	0	0
Total	77		37	0	31	9	0	0
Over Votes	1		1	0	0	0	0	0
Under Votes	33		21	0	8	4	0	0

MIAMI: CHARTER AMEND, OAIG UNCLASS SERVICE  
 Vote for 1

Yes/Sp/Wi	46	66.67	24	0	16	6	0	0
No/No/Non	23	33.33	11	0	12	0	0	0
Total	69		35	0	28	6	0	0
Over Votes	0		0	0	0	0	0	0
Under Votes	42		24	0	11	7	0	0

MIAMI: CHARTER AMEND, IAG EMPLOYEES  
 Vote for 1

Yes/Sp/Wi	50	71.43	29	0	15	6	0	0
No/No/Non	20	28.57	6	0	13	1	0	0
Total	70		35	0	28	7	0	0
Over Votes	0		0	0	0	0	0	0
Under Votes	41		24	0	11	6	0	0

MIAMI

Fall Municipal Election  
November 7, 2017  
Miami-Dade County, FL

OFFICIAL RESULTS

Run Date:11/10/17 10:28 AM

Report EL30A Page 6561-02

6561 PRECINCT 656.1

MIAMI: CHARTER AMEND, FILL VACANCY

	TOTAL VOTES	%	ED OSS	ED IVO	VBM	EV OSS	EV IVO	PROV
Vote for 1								
Yes/Sø/Wi . . . . .	42	58.33	23	0	14	5	0	0
No/No/Non . . . . .	30	41.67	13	0	15	2	0	0
Total . . . . .	72		36	0	29	7	0	0
Over Votes . . . . .	0		0	0	0	0	0	0
Under Votes . . . . .	39		23	0	10	6	0	0

MIAMI

Fall Municipal Election  
November 7, 2017  
Miami-Dade County, FL

OFFICIAL RESULTS

Run Date:11/10/17 10:28 AM

Report EL30A Page 6580-01

6580 PRECINCT 658.0

	TOTAL VOTES	%	ED OSS	ED IVO	VBM	EV OSS	EV IVO	PROV
REGISTERED VOTERS - TOTAL . . . . .	0							
BALLOTS CAST - TOTAL . . . . .	0		0	0	0	0	0	0
 MIAMI: MAYOR								
Vote for 1								
Williams Alfred Armbrister Sr. . . . .	0		0	0	0	0	0	0
Christian Canache. . . . .	0		0	0	0	0	0	0
Cynthia Jaquith . . . . .	0		0	0	0	0	0	0
Francis X. Suarez. . . . .	0		0	0	0	0	0	0
Over Votes . . . . .	0		0	0	0	0	0	0
Under Votes . . . . .	0		0	0	0	0	0	0
 MIAMI: AUTHORIZING GEN OBLIGATION BONDS								
Vote for 1								
For Bonds . . . . .	0		0	0	0	0	0	0
Against Bonds . . . . .	0		0	0	0	0	0	0
Over Votes . . . . .	0		0	0	0	0	0	0
Under Votes . . . . .	0		0	0	0	0	0	0
 MIAMI: CHARTER AMEND, ALGD BAYSHORE LEASE								
Vote for 1								
Yes/Sp/Wi . . . . .	0		0	0	0	0	0	0
No/No/Non . . . . .	0		0	0	0	0	0	0
Over Votes . . . . .	0		0	0	0	0	0	0
Under Votes . . . . .	0		0	0	0	0	0	0
 MIAMI: CHARTER AMEND, OAIG UNCLASS SERVICE								
Vote for 1								
Yes/Sp/Wi . . . . .	0		0	0	0	0	0	0
No/No/Non . . . . .	0		0	0	0	0	0	0
Over Votes . . . . .	0		0	0	0	0	0	0
Under Votes . . . . .	0		0	0	0	0	0	0
 MIAMI: CHARTER AMEND, IAG EMPLOYEES								
Vote for 1								
Yes/Sp/Wi . . . . .	0		0	0	0	0	0	0
No/No/Non . . . . .	0		0	0	0	0	0	0
Over Votes . . . . .	0		0	0	0	0	0	0
Under Votes . . . . .	0		0	0	0	0	0	0

MIAMI

Fall Municipal Election  
November 7, 2017  
Miami-Dade County, FL

OFFICIAL RESULTS

Run Date:11/10/17 10:28 AM

Report EL30A Page 6580-02

6580 PRECINCT 658.0

	TOTAL VOTES	%	ED OSS	ED IVO	VBM	EV OSS	EV IVO	PROV
MIAMI: CHARTER AMEND, FILL VACANCY								
Vote for 1								
Yes/Sp/Wi . . . . .	0		0	0	0	0	0	0
No/No/Non . . . . .	0		0	0	0	0	0	0
Over Votes . . . . .	0		0	0	0	0	0	0
Under Votes . . . . .	0		0	0	0	0	0	0

MIAMI

Fall Municipal Election  
November 7, 2017  
Miami-Dade County, FL

OFFICIAL RESULTS

Run Date:11/10/17 10:28 AM

Report EL30A Page 6581-01

6581 PRECINCT 658.1

	TOTAL VOTES	%	ED OSS	ED IVO	VBM	EV OSS	EV IVO	PROV
REGISTERED VOTERS - TOTAL . . . . .	0							
BALLOTS CAST - TOTAL. . . . .	0		0	0	0	0	0	0

MIAMI: MAYOR  
Vote for 1

Williams Alfred Armbrister Sr. . . . .	0		0	0	0	0	0	0
Christian Canache. . . . .	0		0	0	0	0	0	0
Cynthia Jaquith . . . . .	0		0	0	0	0	0	0
Francis X. Suarez. . . . .	0		0	0	0	0	0	0
Over Votes . . . . .	0		0	0	0	0	0	0
Under Votes . . . . .	0		0	0	0	0	0	0

MIAMI: AUTHORIZING GEN OBLIGATION BONDS  
Vote for 1

For Bonds . . . . .	0		0	0	0	0	0	0
Against Bonds . . . . .	0		0	0	0	0	0	0
Over Votes . . . . .	0		0	0	0	0	0	0
Under Votes . . . . .	0		0	0	0	0	0	0

MIAMI: CHARTER AMEND, ALGD BAYSHORE LEASE  
Vote for 1

Yes/Sp/Wi . . . . .	0		0	0	0	0	0	0
No/No/Non . . . . .	0		0	0	0	0	0	0
Over Votes . . . . .	0		0	0	0	0	0	0
Under Votes . . . . .	0		0	0	0	0	0	0

MIAMI: CHARTER AMEND, OAIG UNCLASS SERVICE  
Vote for 1

Yes/Sp/Wi . . . . .	0		0	0	0	0	0	0
No/No/Non . . . . .	0		0	0	0	0	0	0
Over Votes . . . . .	0		0	0	0	0	0	0
Under Votes . . . . .	0		0	0	0	0	0	0

MIAMI: CHARTER AMEND, IAG EMPLOYEES  
Vote for 1

Yes/Sp/Wi . . . . .	0		0	0	0	0	0	0
No/No/Non . . . . .	0		0	0	0	0	0	0
Over Votes . . . . .	0		0	0	0	0	0	0
Under Votes . . . . .	0		0	0	0	0	0	0



MIAMI

Fall Municipal Election  
November 7, 2017  
Miami-Dade County, FL

OFFICIAL RESULTS

Run Date:11/10/17 10:28 AM

Report EL30A Page 6581-02

6581 PRECINCT 658.1

MIAMI: CHARTER AMEND, FILL VACANCY

	TOTAL VOTES	%	ED OSS	ED IVO	VBM	EV OSS	EV IVO	PROV
Vote for 1								
Yes/Sp/Wi . . . . .	0		0	0	0	0	0	0
No/No/Non . . . . .	0		0	0	0	0	0	0
Over Votes . . . . .	0		0	0	0	0	0	0
Under Votes . . . . .	0		0	0	0	0	0	0

Run Date:11/10/17 10:28 AM

Report EL30A Page 6590-01

6590 PRECINCT 659.0

	TOTAL VOTES	%	ED OSS	ED IVO	VBM	EV OSS	EV IVO	PROV
REGISTERED VOTERS - TOTAL . . . . .	407							
BALLOTS CAST - TOTAL . . . . .	60		20	0	35	5	0	0
VOTER TURNOUT - TOTAL . . . . .		14.74						

MIAMI: MAYOR  
 Vote for 1

Williams Alfred Armbrister Sr. . . . .	1	1.89	0	0	1	0	0	0
Christian Canache. . . . .	2	3.77	1	0	0	1	0	0
Cynthia Jaquith . . . . .	3	5.66	2	0	1	0	0	0
Francis X. Suarez. . . . .	47	88.68	13	0	30	4	0	0
Total . . . . .	53		16	0	32	5	0	0
Over Votes . . . . .	0		0	0	0	0	0	0
Under Votes . . . . .	7		4	0	3	0	0	0

MIAMI: AUTHORIZING GEN OBLIGATION BONDS  
 Vote for 1

For Bonds . . . . .	38	65.52	14	0	20	4	0	0
Against Bonds . . . . .	20	34.48	5	0	14	1	0	0
Total . . . . .	58		19	0	34	5	0	0
Over Votes . . . . .	0		0	0	0	0	0	0
Under Votes . . . . .	2		1	0	1	0	0	0

MIAMI: CHARTER AMEND, ALGD BAYSHORE LEASE  
 Vote for 1

Yes/Sp/Wi . . . . .	40	68.97	14	0	25	1	0	0
No/No/Non . . . . .	18	31.03	5	0	9	4	0	0
Total . . . . .	58		19	0	34	5	0	0
Over Votes . . . . .	0		0	0	0	0	0	0
Under Votes . . . . .	2		1	0	1	0	0	0

MIAMI: CHARTER AMEND, OAIG UNCLASS SERVICE  
 Vote for 1

Yes/Sp/Wi . . . . .	45	83.33	13	0	27	5	0	0
No/No/Non . . . . .	9	16.67	3	0	6	0	0	0
Total . . . . .	54		16	0	33	5	0	0
Over Votes . . . . .	0		0	0	0	0	0	0
Under Votes . . . . .	6		4	0	2	0	0	0

MIAMI: CHARTER AMEND, IAG EMPLOYEES  
 Vote for 1

Yes/Sp/Wi . . . . .	44	84.62	13	0	26	5	0	0
No/No/Non . . . . .	8	15.38	3	0	5	0	0	0
Total . . . . .	52		16	0	31	5	0	0
Over Votes . . . . .	0		0	0	0	0	0	0
Under Votes . . . . .	8		4	0	4	0	0	0

MIAMI

Fall Municipal Election  
November 7, 2017  
Miami-Dade County, FL

OFFICIAL RESULTS

Run Date:11/10/17 10:28 AM

Report EL30A Page 6590-02

6590 PRECINCT 659.0

	TOTAL VOTES	%	ED OSS	ED IVO	VBM	EV OSS	EV IVO	PROV
MIAMI: CHARTER AMEND, FILL VACANCY								
Vote for 1								
Yes/Sp/Wi . . . . .	39	69.64	13	0	22	4	0	0
No/No/Non . . . . .	17	30.36	4	0	12	1	0	0
Total . . . . .	56		17	0	34	5	0	0
Over Votes . . . . .	0		0	0	0	0	0	0
Under Votes . . . . .	4		3	0	1	0	0	0

MIAMI

Fall Municipal Election  
November 7, 2017  
Miami-Dade County, FL

OFFICIAL RESULTS

Run Date:11/10/17 10:28 AM

Report EL30A Page 6591-01

6591 PRECINCT 659.1

	TOTAL VOTES	%	ED OSS	ED IVO	VBM	EV OSS	EV IVO	PROV
REGISTERED VOTERS - TOTAL	6							
BALLOTS CAST - TOTAL	1							
VOTER TURNOUT - TOTAL		16.67	1	0	0	0	0	0

MIAMI: MAYOR  
Vote for 1

Williams Alfred Armbrister Sr.	0	0	0	0	0	0	0	0
Christian Canache	0	0	0	0	0	0	0	0
Cynthia Jaquith	0	0	0	0	0	0	0	0
Francis X. Suarez	0	0	0	0	0	0	0	0
Total	0	0	0	0	0	0	0	0
Over Votes	0	0	0	0	0	0	0	0
Under Votes	1	1	1	0	0	0	0	0

MIAMI: AUTHORIZING GEN OBLIGATION BONDS  
Vote for 1

For Bonds	0	0	0	0	0	0	0	0
Against Bonds	0	0	0	0	0	0	0	0
Total	0	0	0	0	0	0	0	0
Over Votes	0	0	0	0	0	0	0	0
Under Votes	1	1	1	0	0	0	0	0

MIAMI: CHARTER AMEND, ALGD BAYSHORE LEASE  
Vote for 1

Yes/Sp/Wi	0	0	0	0	0	0	0	0
No/No/Non	0	0	0	0	0	0	0	0
Total	0	0	0	0	0	0	0	0
Over Votes	0	0	0	0	0	0	0	0
Under Votes	1	1	1	0	0	0	0	0

MIAMI: CHARTER AMEND, OAIG UNCLASS SERVICE  
Vote for 1

Yes/Sp/Wi	0	0	0	0	0	0	0	0
No/No/Non	0	0	0	0	0	0	0	0
Total	0	0	0	0	0	0	0	0
Over Votes	0	0	0	0	0	0	0	0
Under Votes	1	1	1	0	0	0	0	0

MIAMI: CHARTER AMEND, IAG EMPLOYEES  
Vote for 1

Yes/Sp/Wi	0	0	0	0	0	0	0	0
No/No/Non	0	0	0	0	0	0	0	0
Total	0	0	0	0	0	0	0	0
Over Votes	0	0	0	0	0	0	0	0
Under Votes	1	1	1	0	0	0	0	0

MIAMI

Fall Municipal Election  
November 7, 2017  
Miami-Dade County, FL

OFFICIAL RESULTS

Run Date:11/10/17 10:28 AM

Report EL30A Page 6591-02

6591 PRECINCT 659.1

	TOTAL VOTES	%	ED OSS	ED IVO	VBM	EV OSS	EV IVO	PROV
MIAMI: CHARTER AMEND, FILL VACANCY								
Vote for 1								
Yes/Sq/Wi . . . . .	0		0	0	0	0	0	0
No/No/Non . . . . .	0		0	0	0	0	0	0
Total . . . . .	0		0	0	0	0	0	0
Over Votes . . . . .	0		0	0	0	0	0	0
Under Votes . . . . .	1		1	0	0	0	0	0

MIAMI

Fall Municipal Election  
November 7, 2017  
Miami-Dade County, FL

OFFICIAL RESULTS

Run Date:11/10/17 10:28 AM

Report EL30A Page 6592-01

6592 PRECINCT 659.2

	TOTAL VOTES	%	ED OSS	ED IVO	VBM	EV OSS	EV IVO	PROV
REGISTERED VOTERS - TOTAL . . . . .	0							
BALLOTS CAST - TOTAL. . . . .	0		0	0	0	0	0	0

MIAMI: MAYOR  
Vote for 1

Williams Alfred Armbrister Sr. . . . .	0		0	0	0	0	0	0
Christian Canache. . . . .	0		0	0	0	0	0	0
Cynthia Jaquith . . . . .	0		0	0	0	0	0	0
Francis X. Suarez. . . . .	0		0	0	0	0	0	0
Over Votes . . . . .	0		0	0	0	0	0	0
Under Votes . . . . .	0		0	0	0	0	0	0

MIAMI: AUTHORIZING GEN OBLIGATION BONDS  
Vote for 1

For Bonds . . . . .	0		0	0	0	0	0	0
Against Bonds . . . . .	0		0	0	0	0	0	0
Over Votes . . . . .	0		0	0	0	0	0	0
Under Votes . . . . .	0		0	0	0	0	0	0

MIAMI: CHARTER AMEND, ALGD BAYSHORE LEASE  
Vote for 1

Yes/Sp/Wi . . . . .	0		0	0	0	0	0	0
No/No/Non . . . . .	0		0	0	0	0	0	0
Over Votes . . . . .	0		0	0	0	0	0	0
Under Votes . . . . .	0		0	0	0	0	0	0

MIAMI: CHARTER AMEND, OAIG UNCLASS SERVICE  
Vote for 1

Yes/Sp/Wi . . . . .	0		0	0	0	0	0	0
No/No/Non . . . . .	0		0	0	0	0	0	0
Over Votes . . . . .	0		0	0	0	0	0	0
Under Votes . . . . .	0		0	0	0	0	0	0

MIAMI: CHARTER AMEND, IAG EMPLOYEES  
Vote for 1

Yes/Sp/Wi . . . . .	0		0	0	0	0	0	0
No/No/Non . . . . .	0		0	0	0	0	0	0
Over Votes . . . . .	0		0	0	0	0	0	0
Under Votes . . . . .	0		0	0	0	0	0	0

MIAMI

Fall Municipal Election  
November 7, 2017  
Miami-Dade County, FL

OFFICIAL RESULTS

Run Date:11/10/17 10:28 AM

Report EL30A Page 6592-02

6592 PRECINCT 659.2

MIAMI: CHARTER AMEND, FILL VACANCY

	TOTAL VOTES	%	ED OSS	ED IVO	VBM	EV OSS	EV IVO	PROV
Vote for 1								
Yes/Sp/Wi . . . . .	0		0	0	0	0	0	0
No/No/Non . . . . .	0		0	0	0	0	0	0
Over Votes . . . . .	0		0	0	0	0	0	0
Under Votes . . . . .	0		0	0	0	0	0	0

	TOTAL VOTES	%	ED OSS	ED IVO	VBM	EV OSS	EV IVO	PROV
REGISTERED VOTERS - TOTAL . . . . .	1,370							
BALLOTS CAST - TOTAL . . . . .	291							
VOTER TURNOUT - TOTAL . . . . .		21.24						

MIAMI: MAYOR  
 Vote for 1

Williams Alfred Armbrister Sr. . . . .	10	3.61	0	0	6	4	0	0
Christian Canache. . . . .	13	4.69	4	0	4	5	0	0
Cynthia Jaquith . . . . .	12	4.33	9	0	1	2	0	0
Francis X. Suarez. . . . .	242	87.36	91	0	103	48	0	0
Total . . . . .	277		104	0	114	59	0	0
Over Votes . . . . .	0		0	0	0	0	0	0
Under Votes . . . . .	14		8	0	3	3	0	0

MIAMI: COMMISSIONER - DISTRICT 3  
 Vote for 1

Zoraida A. Barreiro . . . . .	27	9.51	10	0	12	5	0	0
Joe Carollo. . . . .	63	22.18	20	0	28	15	0	0
Alex Dominguez. . . . .	7	2.46	2	0	2	3	0	0
Alfonso "Alfie" Leon. . . . .	100	35.21	32	0	44	24	0	0
Tomas Regalado. . . . .	54	19.01	29	0	22	3	0	0
Miguel Soliman. . . . .	15	5.28	9	0	3	3	0	0
Jose Suarez. . . . .	18	6.34	9	0	3	6	0	0
Total . . . . .	284		111	0	114	59	0	0
Over Votes . . . . .	1		0	0	0	1	0	0
Under Votes . . . . .	6		1	0	3	2	0	0

MIAMI: AUTHORIZING GEN OBLIGATION BONDS  
 Vote for 1

For Bonds . . . . .	135	50.00	52	0	51	32	0	0
Against Bonds . . . . .	135	50.00	49	0	60	26	0	0
Total . . . . .	270		101	0	111	58	0	0
Over Votes . . . . .	0		0	0	0	0	0	0
Under Votes . . . . .	21		11	0	6	4	0	0

MIAMI: CHARTER AMEND, ALGD BAYSHORE LEASE  
 Vote for 1

Yes/Sp/Wi . . . . .	185	70.08	72	0	72	41	0	0
No/No/Non . . . . .	79	29.92	30	0	34	15	0	0
Total . . . . .	264		102	0	106	56	0	0
Over Votes . . . . .	0		0	0	0	0	0	0
Under Votes . . . . .	27		10	0	11	6	0	0



MIAMI

Fall Municipal Election  
November 7, 2017  
Miami-Dade County, FL

OFFICIAL RESULTS

Run Date:11/10/17 10:28 AM

Report EL30A Page 6670-02

6670 PRECINCT 667.0

	TOTAL VOTES	%	ED OSS	ED IVO	VBM	EV OSS	EV IVO	PROV
MIAMI: CHARTER AMEND, OAIG UNCLASS SERVICE								
Vote for 1								
Yes/Sp/Wi . . . . .	182	71.09	69	0	74	39	0	0
No/No/Non . . . . .	74	28.91	28	0	29	17	0	0
Total . . . . .	256		97	0	103	56	0	0
Over Votes . . . . .	0		0	0	0	0	0	0
Under Votes . . . . .	35		15	0	14	6	0	0
MIAMI: CHARTER AMEND, IAG EMPLOYEES								
Vote for 1								
Yes/Sp/Wi . . . . .	176	69.84	67	0	69	40	0	0
No/No/Non . . . . .	76	30.16	29	0	33	14	0	0
Total . . . . .	252		96	0	102	54	0	0
Over Votes . . . . .	1		1	0	0	0	0	0
Under Votes . . . . .	38		15	0	15	8	0	0
MIAMI: CHARTER AMEND, FILL VACANCY								
Vote for 1								
Yes/Sp/Wi . . . . .	140	54.69	55	0	56	29	0	0
No/No/Non . . . . .	116	45.31	43	0	46	27	0	0
Total . . . . .	256		98	0	102	56	0	0
Over Votes . . . . .	0		0	0	0	0	0	0
Under Votes . . . . .	35		14	0	15	6	0	0

MIAMI

Fall Municipal Election  
November 7, 2017  
Miami-Dade County, FL

OFFICIAL RESULTS

Run Date:11/10/17 10:28 AM

Report EL30A Page 6680-01

6680 PRECINCT 668.0

	TOTAL VOTES	%	ED OSS	ED IVO	VBM	EV OSS	EV IVO	PROV
REGISTERED VOTERS - TOTAL . . . . .	0							
BALLOTS CAST - TOTAL. . . . .	0		0	0	0	0	0	0
 MIAMI: MAYOR								
Vote for 1								
Williams Alfred Armbrister Sr. . . . .	0		0	0	0	0	0	0
Christian Canache. . . . .	0		0	0	0	0	0	0
Cynthia Jaquith . . . . .	0		0	0	0	0	0	0
Francis X. Suarez. . . . .	0		0	0	0	0	0	0
Over Votes . . . . .	0		0	0	0	0	0	0
Under Votes . . . . .	0		0	0	0	0	0	0
 MIAMI: AUTHORIZING GEN OBLIGATION BONDS								
Vote for 1								
For Bonds . . . . .	0		0	0	0	0	0	0
Against Bonds . . . . .	0		0	0	0	0	0	0
Over Votes . . . . .	0		0	0	0	0	0	0
Under Votes . . . . .	0		0	0	0	0	0	0
 MIAMI: CHARTER AMEND, ALGD BAYSHORE LEASE								
Vote for 1								
Yes/Sp/Wi . . . . .	0		0	0	0	0	0	0
No/No/Non . . . . .	0		0	0	0	0	0	0
Over Votes . . . . .	0		0	0	0	0	0	0
Under Votes . . . . .	0		0	0	0	0	0	0
 MIAMI: CHARTER AMEND, OAIG UNCLASS SERVICE								
Vote for 1								
Yes/Sp/Wi . . . . .	0		0	0	0	0	0	0
No/No/Non . . . . .	0		0	0	0	0	0	0
Over Votes . . . . .	0		0	0	0	0	0	0
Under Votes . . . . .	0		0	0	0	0	0	0
 MIAMI: CHARTER AMEND, IAG EMPLOYEES								
Vote for 1								
Yes/Sp/Wi . . . . .	0		0	0	0	0	0	0
No/No/Non . . . . .	0		0	0	0	0	0	0
Over Votes . . . . .	0		0	0	0	0	0	0
Under Votes . . . . .	0		0	0	0	0	0	0

MIAMI

Fall Municipal Election  
November 7, 2017  
Miami-Dade County, FL

OFFICIAL RESULTS

Run Date:11/10/17 10:28 AM

Report EL30A Page 6680-02

6680 PRECINCT 668.0

	TOTAL VOTES	%	ED OSS	ED IVO	VBM	EV OSS	EV IVO	PROV
MIAMI: CHARTER AMEND, FILL VACANCY								
Vote for 1								
Yes/Sp/Wi . . . . .	0		0	0	0	0	0	0
No/No/Non . . . . .	0		0	0	0	0	0	0
Over Votes . . . . .	0		0	0	0	0	0	0
Under Votes . . . . .	0		0	0	0	0	0	0

MIAMI

Fall Municipal Election  
November 7, 2017  
Miami-Dade County, FL

OFFICIAL RESULTS

Run Date:11/10/17 10:28 AM

Report EL30A Page 6690-01

6690 PRECINCT 669.0

	TOTAL VOTES	%	ED OSS	ED IVO	VBM	EV OSS	EV IVO	PROV
REGISTERED VOTERS - TOTAL . . . . .	2,506							
BALLOTS CAST - TOTAL . . . . .	551		135	0	301	115	0	0
VOTER TURNOUT - TOTAL . . . . .		21.99						

MIAMI: MAYOR

Vote for 1								
Williams Alfred Armbrister Sr. . . . .	19	3.84	4	0	7	8	0	0
Christian Canache . . . . .	7	1.41	5	0	1	1	0	0
Cynthia Jaquith . . . . .	16	3.23	9	0	6	1	0	0
Francis X. Suarez. . . . .	453	91.52	98	0	264	91	0	0
Total . . . . .	495		116	0	278	101	0	0
Over Votes . . . . .	0		0	0	0	0	0	0
Under Votes . . . . .	56		19	0	23	14	0	0

MIAMI: COMMISSIONER - DISTRICT 3

Vote for 1								
Zoraida A. Barreiro . . . . .	162	29.62	25	0	100	37	0	0
Joe Carollo. . . . .	181	33.09	43	0	108	30	0	0
Alex Dominguez. . . . .	4	.73	1	0	2	1	0	0
Alfonso "Alfie" Leon. . . . .	70	12.80	27	0	29	14	0	0
Tomas Regalado. . . . .	55	10.05	11	0	27	17	0	0
Miguel Soliman. . . . .	46	8.41	14	0	24	8	0	0
Jose Suarez. . . . .	29	5.30	11	0	10	8	0	0
Total . . . . .	547		132	0	300	115	0	0
Over Votes . . . . .	3		2	0	1	0	0	0
Under Votes . . . . .	1		1	0	0	0	0	0

MIAMI: AUTHORIZING GEN OBLIGATION BONDS

Vote for 1								
For Bonds . . . . .	199	44.22	54	0	110	35	0	0
Against Bonds . . . . .	251	55.78	51	0	160	40	0	0
Total . . . . .	450		105	0	270	75	0	0
Over Votes . . . . .	2		0	0	1	1	0	0
Under Votes . . . . .	99		30	0	30	39	0	0

MIAMI: CHARTER AMEND, ALGD BAYSHORE LEASE

Vote for 1								
Yes/So/Wi . . . . .	239	54.94	58	0	145	36	0	0
No/No/Non . . . . .	196	45.06	38	0	119	39	0	0
Total . . . . .	435		96	0	264	75	0	0
Over Votes . . . . .	0		0	0	0	0	0	0
Under Votes . . . . .	116		39	0	37	40	0	0

MIAMI

Fall Municipal Election  
November 7, 2017  
Miami-Dade County, FL

OFFICIAL RESULTS

Run Date:11/10/17 10:28 AM

Report EL30A Page 6690-02

6690 PRECINCT 669.0

	TOTAL VOTES	%	ED OSS	ED IVO	VBM	EV OSS	EV IVO	PROV
MIAMI: CHARTER AMEND, OAIG UNCLASS SERVICE								
Vote for 1								
Yes/Sp/Wi . . . . .	231	58.04	58	0	135	38	0	0
No/No/Non . . . . .	167	41.96	35	0	100	32	0	0
Total . . . . .	398		93	0	235	70	0	0
Over Votes . . . . .	0		0	0	0	0	0	0
Under Votes . . . . .	153		42	0	66	45	0	0
MIAMI: CHARTER AMEND, IAG EMPLOYEES								
Vote for 1								
Yes/Sp/Wi . . . . .	240	61.07	58	0	138	44	0	0
No/No/Non . . . . .	153	38.93	31	0	96	26	0	0
Total . . . . .	393		89	0	234	70	0	0
Over Votes . . . . .	0		0	0	0	0	0	0
Under Votes . . . . .	158		46	0	67	45	0	0
MIAMI: CHARTER AMEND, FILL VACANCY								
Vote for 1								
Yes/Sp/Wi . . . . .	229	58.27	53	0	134	42	0	0
No/No/Non . . . . .	164	41.73	39	0	97	28	0	0
Total . . . . .	393		92	0	231	70	0	0
Over Votes . . . . .	0		0	0	0	0	0	0
Under Votes . . . . .	158		43	0	70	45	0	0

MIAMI

Fall Municipal Election  
November 7, 2017  
Miami-Dade County, FL

OFFICIAL RESULTS

Run Date:11/10/17 10:28 AM

Report EL30A Page 6700-01

6700 PRECINCT 670.0

	TOTAL VOTES	%	ED OSS	ED IVO	VBM	EV OSS	EV IVO	PROV
REGISTERED VOTERS - TOTAL . . . . .	3,026							
BALLOTS CAST - TOTAL . . . . .	561		172	0	347	42	0	0
VOTER TURNOUT - TOTAL . . . . .		18.54						

MIAMI: MAYOR

Vote for 1								
Williams Alfred Armbrister Sr. . . . .	12	2.22	4	0	7	1	0	0
Christian Canache. . . . .	14	2.59	3	0	9	2	0	0
Cynthia Jaquith . . . . .	16	2.96	0	0	15	1	0	0
Francis X. Suarez. . . . .	498	92.22	155	0	306	37	0	0
Total . . . . .	540		162	0	337	41	0	0
Over Votes . . . . .	1		1	0	0	0	0	0
Under Votes . . . . .	20		9	0	10	1	0	0

MIAMI: COMMISSIONER - DISTRICT 4

Vote for 1								
Manolo Reyes . . . . .	329	59.39	105	0	197	27	0	0
Ralph Rosado . . . . .	196	35.38	62	0	120	14	0	0
Denise Galvez Turros. . . . .	29	5.23	4	0	25	0	0	0
Total . . . . .	554		171	0	342	41	0	0
Over Votes . . . . .	0		0	0	0	0	0	0
Under Votes . . . . .	7		1	0	5	1	0	0

MIAMI: AUTHORIZING GEN OBLIGATION BONDS

Vote for 1								
For Bonds . . . . .	245	49.30	61	0	167	17	0	0
Against Bonds . . . . .	252	50.70	85	0	146	21	0	0
Total . . . . .	497		146	0	313	38	0	0
Over Votes . . . . .	0		0	0	0	0	0	0
Under Votes . . . . .	64		26	0	34	4	0	0

MIAMI: CHARTER AMEND, ALGD BAYSHORE LEASE

Vote for 1								
Yes/Sp/Wi . . . . .	308	63.24	86	0	198	24	0	0
No/No/Non . . . . .	179	36.76	55	0	110	14	0	0
Total . . . . .	487		141	0	308	38	0	0
Over Votes . . . . .	0		0	0	0	0	0	0
Under Votes . . . . .	74		31	0	39	4	0	0

MIAMI: CHARTER AMEND, OAIG UNCLASS SERVICE

Vote for 1								
Yes/Sp/Wi . . . . .	274	58.67	74	0	176	24	0	0
No/No/Non . . . . .	193	41.33	58	0	121	14	0	0
Total . . . . .	467		132	0	297	38	0	0
Over Votes . . . . .	0		0	0	0	0	0	0
Under Votes . . . . .	94		40	0	50	4	0	0

MIAMI

Fall Municipal Election  
November 7, 2017  
Miami-Dade County, FL

OFFICIAL RESULTS

Run Date:11/10/17 10:28 AM

Report EL30A Page 6700-02

6700 PRECINCT 670.0

	TOTAL VOTES	%	ED OSS	ED IVO	VBM	EV OSS	EV IVO	PROV
MIAMI: CHARTER AMEND, IAG EMPLOYEES								
Vote for 1								
Yes/Sø/Wi . . . . .	287	61.85	84	0	176	27	0	0
No/No/Non . . . . .	177	38.15	47	0	121	9	0	0
Total . . . . .	464		131	0	297	36	0	0
Over Votes . . . . .	0		0	0	0	0	0	0
Under Votes . . . . .	97		41	0	50	6	0	0

MIAMI: CHARTER AMEND, FILL VACANCY								
Vote for 1								
Yes/Sø/Wi . . . . .	270	56.84	77	0	170	23	0	0
No/No/Non . . . . .	205	43.16	63	0	130	12	0	0
Total . . . . .	475		140	0	300	35	0	0
Over Votes . . . . .	0		0	0	0	0	0	0
Under Votes . . . . .	86		32	0	47	7	0	0

Run Date:11/10/17 10:28 AM

Report EL30A Page 9710-01

9710 PRECINCT 971.0

	TOTAL VOTES	%	ED OSS	ED IVO	VBM	EV OSS	EV IVO	PROV
REGISTERED VOTERS - TOTAL . . . . .	815							
BALLOTS CAST - TOTAL . . . . .	129		40	0	74	15	0	0
VOTER TURNOUT - TOTAL . . . . .		15.83						

MIAMI: MAYOR

Vote for 1								
Williams Alfred Armbrister Sr. . . . .	1	.82	1	0	0	0	0	0
Christian Canache. . . . .	1	.82	1	0	0	0	0	0
Cynthia Jaquith . . . . .	4	3.28	2	0	2	0	0	0
Francis X. Suarez. . . . .	116	95.08	34	0	68	14	0	0
Total . . . . .	122		38	0	70	14	0	0
Over Votes . . . . .	0		0	0	0	0	0	0
Under Votes . . . . .	7		2	0	4	1	0	0

MIAMI: COMMISSIONER - DISTRICT 4

Vote for 1								
Manolo Reyes . . . . .	56	44.09	14	0	37	5	0	0
Ralph Rosado . . . . .	58	45.67	21	0	27	10	0	0
Denise Galvez Turros. . . . .	13	10.24	4	0	9	0	0	0
Total . . . . .	127		39	0	73	15	0	0
Over Votes . . . . .	0		0	0	0	0	0	0
Under Votes . . . . .	2		1	0	1	0	0	0

MIAMI: AUTHORIZING GEN OBLIGATION BONDS

Vote for 1								
For Bonds . . . . .	59	53.15	12	0	41	6	0	0
Against Bonds . . . . .	52	46.85	19	0	27	6	0	0
Total . . . . .	111		31	0	68	12	0	0
Over Votes . . . . .	0		0	0	0	0	0	0
Under Votes . . . . .	18		9	0	6	3	0	0

MIAMI: CHARTER AMEND, ALGD BAYSHORE LEASE

Vote for 1								
Yes/Sp/Wi . . . . .	79	72.48	21	0	50	8	0	0
No/No/Non . . . . .	30	27.52	10	0	15	5	0	0
Total . . . . .	109		31	0	65	13	0	0
Over Votes . . . . .	0		0	0	0	0	0	0
Under Votes . . . . .	20		9	0	9	2	0	0

MIAMI: CHARTER AMEND, OAIG UNCLASS SERVICE

Vote for 1								
Yes/Sp/Wi . . . . .	68	66.67	19	0	39	10	0	0
No/No/Non . . . . .	34	33.33	11	0	21	2	0	0
Total . . . . .	102		30	0	60	12	0	0
Over Votes . . . . .	0		0	0	0	0	0	0
Under Votes . . . . .	27		10	0	14	3	0	0



MIAMI

Fall Municipal Election  
November 7, 2017  
Miami-Dade County, FL

OFFICIAL RESULTS

Run Date:11/10/17 10:28 AM

Report EL30A Page 9710-02

9710 PRECINCT 971.0

	TOTAL VOTES	%	ED OSS	ED IVO	VBM	EV OSS	EV IVO	PROV
MIAMI: CHARTER AMEND, IAG EMPLOYEES								
Vote for 1								
Yes/Sp/Wi . . . . .	70	68.63	20	0	41	9	0	0
No/No/Non . . . . .	32	31.37	10	0	20	2	0	0
Total . . . . .	102		30	0	61	11	0	0
Over Votes . . . . .	0		0	0	0	0	0	0
Under Votes . . . . .	27		10	0	13	4	0	0
MIAMI: CHARTER AMEND, FILL VACANCY								
Vote for 1								
Yes/Sp/Wi . . . . .	69	65.09	23	0	41	5	0	0
No/No/Non . . . . .	37	34.91	7	0	22	8	0	0
Total . . . . .	106		30	0	63	13	0	0
Over Votes . . . . .	0		0	0	0	0	0	0
Under Votes . . . . .	23		10	0	11	2	0	0

Run Date:11/10/17 10:28 AM

Report EL30A Page 9740-01

9740 PRECINCT 974.0

	TOTAL VOTES	%	ED OSS	ED IVO	VBM	EV OSS	EV IVO	PROV
REGISTERED VOTERS - TOTAL . . . . .	1,418							
BALLOTS CAST - TOTAL . . . . .	212		75	0	119	18	0	0
VOTER TURNOUT - TOTAL . . . . .		14.95						

MIAMI: MAYOR  
 Vote for 1

Williams Alfred Armbrister Sr. . . . .	3	1.46	2	0	1	0	0	0
Christian Canache. . . . .	5	2.43	1	0	4	0	0	0
Cynthia Jaquith . . . . .	6	2.91	2	0	4	0	0	0
Francis X. Suarez. . . . .	192	93.20	69	0	105	18	0	0
Total . . . . .	206		74	0	114	18	0	0
Over Votes . . . . .	1		0	0	1	0	0	0
Under Votes . . . . .	5		1	0	4	0	0	0

MIAMI: AUTHORIZING GEN OBLIGATION BONDS  
 Vote for 1

For Bonds . . . . .	97	51.87	37	0	53	7	0	0
Against Bonds . . . . .	90	48.13	27	0	54	9	0	0
Total . . . . .	187		64	0	107	16	0	0
Over Votes . . . . .	0		0	0	0	0	0	0
Under Votes . . . . .	25		11	0	12	2	0	0

MIAMI: CHARTER AMEND, ALGD BAYSHORE LEASE  
 Vote for 1

Yes/Sp/Wi . . . . .	116	63.39	42	0	69	5	0	0
No/No/Non . . . . .	67	36.61	20	0	36	11	0	0
Total . . . . .	183		62	0	105	16	0	0
Over Votes . . . . .	0		0	0	0	0	0	0
Under Votes . . . . .	29		13	0	14	2	0	0

MIAMI: CHARTER AMEND, OAIG UNCLASS SERVICE  
 Vote for 1

Yes/Sp/Wi . . . . .	106	62.72	35	0	59	12	0	0
No/No/Non . . . . .	63	37.28	25	0	36	2	0	0
Total . . . . .	169		60	0	95	14	0	0
Over Votes . . . . .	0		0	0	0	0	0	0
Under Votes . . . . .	43		15	0	24	4	0	0

MIAMI: CHARTER AMEND, IAG EMPLOYEES  
 Vote for 1

Yes/Sp/Wi . . . . .	112	65.88	38	0	64	10	0	0
No/No/Non . . . . .	58	34.12	22	0	32	4	0	0
Total . . . . .	170		60	0	96	14	0	0
Over Votes . . . . .	0		0	0	0	0	0	0
Under Votes . . . . .	42		15	0	23	4	0	0

MIAMI

Fall Municipal Election  
November 7, 2017  
Miami-Dade County, FL

OFFICIAL RESULTS

Run Date:11/10/17 10:28 AM

Report EL30A Page 9740-02

9740 PRECINCT 974.0

MIAMI: CHARTER AMEND, FILL VACANCY

	TOTAL VOTES	%	ED OSS	ED IVO	VBM	EV OSS	EV IVO	PROV
Vote for 1								
Yes/Sp/Wi . . . . .	84	48.28	32	0	44	8	0	0
No/No/Non . . . . .	90	51.72	28	0	55	7	0	0
Total . . . . .	174		60	0	99	15	0	0
Over Votes . . . . .	0		0	0	0	0	0	0
Under Votes . . . . .	38		15	0	20	3	0	0

Run Date:11/10/17 10:28 AM

Report EL30A Page 9750-01

9750 PRECINCT 975.0

	TOTAL VOTES	%	ED OSS	ED IVO	VBM	EV OSS	EV IVO	PROV
REGISTERED VOTERS - TOTAL . . . . .	310							
BALLOTS CAST - TOTAL . . . . .	59		22	0	34	3	0	0
VOTER TURNOUT - TOTAL . . . . .		19.03						

MIAMI: MAYOR  
 Vote for 1

Williams Alfred Armbrister Sr. . . . .	7	12.28	2	0	5	0	0	0
Christian Canache. . . . .	1	1.75	0	0	1	0	0	0
Cynthia Jaquith . . . . .	4	7.02	1	0	2	1	0	0
Francis X. Suarez. . . . .	45	78.95	19	0	24	2	0	0
Total . . . . .	57		22	0	32	3	0	0
Over Votes . . . . .	0		0	0	0	0	0	0
Under Votes . . . . .	2		0	0	2	0	0	0

MIAMI: AUTHORIZING GEN OBLIGATION BONDS  
 Vote for 1

For Bonds . . . . .	37	75.51	13	0	22	2	0	0
Against Bonds . . . . .	12	24.49	3	0	8	1	0	0
Total . . . . .	49		16	0	30	3	0	0
Over Votes . . . . .	0		0	0	0	0	0	0
Under Votes . . . . .	10		6	0	4	0	0	0

MIAMI: CHARTER AMEND, ALGD BAYSHORE LEASE  
 Vote for 1

Yes/Sp/Wi . . . . .	38	79.17	13	0	23	2	0	0
No/No/Non . . . . .	10	20.83	2	0	7	1	0	0
Total . . . . .	48		15	0	30	3	0	0
Over Votes . . . . .	0		0	0	0	0	0	0
Under Votes . . . . .	11		7	0	4	0	0	0

MIAMI: CHARTER AMEND, OAIG UNCLASS SERVICE  
 Vote for 1

Yes/Sp/Wi . . . . .	37	80.43	8	0	26	3	0	0
No/No/Non . . . . .	9	19.57	5	0	4	0	0	0
Total . . . . .	46		13	0	30	3	0	0
Over Votes . . . . .	0		0	0	0	0	0	0
Under Votes . . . . .	13		9	0	4	0	0	0

MIAMI: CHARTER AMEND, IAG EMPLOYEES  
 Vote for 1

Yes/Sp/Wi . . . . .	36	78.26	9	0	24	3	0	0
No/No/Non . . . . .	10	21.74	4	0	6	0	0	0
Total . . . . .	46		13	0	30	3	0	0
Over Votes . . . . .	0		0	0	0	0	0	0
Under Votes . . . . .	13		9	0	4	0	0	0

MIAMI

Fall Municipal Election  
November 7, 2017  
Miami-Dade County, FL

OFFICIAL RESULTS

Run Date:11/10/17 10:28 AM

Report EL30A Page 9750-02

9750 PRECINCT 975.0

	TOTAL VOTES	%	ED OSS	ED IVO	VBM	EV OSS	EV IVO	PROV
MIAMI: CHARTER AMEND, FILL VACANCY								
Vote for 1								
Yes/So/Wi . . . . .	39	84.78	11	0	26	2	0	0
No/No/Non . . . . .	7	15.22	2	0	4	1	0	0
Total . . . . .	46		13	0	30	3	0	0
Over Votes . . . . .	0		0	0	0	0	0	0
Under Votes . . . . .	13		9	0	4	0	0	0

MIAMI

Fall Municipal Election  
November 7, 2017  
Miami-Dade County, FL

OFFICIAL RESULTS

Run Date:11/10/17 10:28 AM

Report EL30A Page 9760-01

9760 PRECINCT 976.0

	TOTAL VOTES	%	ED OSS	ED IVO	VBM	EV OSS	EV IVO	PROV
REGISTERED VOTERS - TOTAL . . . . .	375							
BALLOTS CAST - TOTAL . . . . .	22		12	0	6	4	0	0
VOTER TURNOUT - TOTAL . . . . .		5.87						

MIAMI: MAYOR

Vote for 1								
Williams Alfred Armbrister Sr. . . . .	2	9.09	1	0	0	1	0	0
Christian Canache. . . . .	0		0	0	0	0	0	0
Cynthia Jaquith . . . . .	1	4.55	0	0	1	0	0	0
Francis X. Suarez. . . . .	19	86.36	11	0	5	3	0	0
Total . . . . .	22		12	0	6	4	0	0
Over Votes . . . . .	0		0	0	0	0	0	0
Under Votes . . . . .	0		0	0	0	0	0	0

MIAMI: AUTHORIZING GEN OBLIGATION BONDS

Vote for 1								
For Bonds . . . . .	18	85.71	10	0	4	4	0	0
Against Bonds . . . . .	3	14.29	1	0	2	0	0	0
Total . . . . .	21		11	0	6	4	0	0
Over Votes . . . . .	0		0	0	0	0	0	0
Under Votes . . . . .	1		1	0	0	0	0	0

MIAMI: CHARTER AMEND, ALGD BAYSHORE LEASE

Vote for 1								
Yes/Sp/Wi . . . . .	15	68.18	10	0	3	2	0	0
No/No/Non . . . . .	7	31.82	2	0	3	2	0	0
Total . . . . .	22		12	0	6	4	0	0
Over Votes . . . . .	0		0	0	0	0	0	0
Under Votes . . . . .	0		0	0	0	0	0	0

MIAMI: CHARTER AMEND, OAIG UNCLASS SERVICE

Vote for 1								
Yes/Sp/Wi . . . . .	16	80.00	8	0	4	4	0	0
No/No/Non . . . . .	4	20.00	2	0	2	0	0	0
Total . . . . .	20		10	0	6	4	0	0
Over Votes . . . . .	0		0	0	0	0	0	0
Under Votes . . . . .	2		2	0	0	0	0	0

MIAMI: CHARTER AMEND, IAG EMPLOYEES

Vote for 1								
Yes/Sp/Wi . . . . .	17	85.00	9	0	5	3	0	0
No/No/Non . . . . .	3	15.00	1	0	1	1	0	0
Total . . . . .	20		10	0	6	4	0	0
Over Votes . . . . .	0		0	0	0	0	0	0
Under Votes . . . . .	2		2	0	0	0	0	0

MIAMI

Fall Municipal Election  
November 7, 2017  
Miami-Dade County, FL

OFFICIAL RESULTS

Run Date:11/10/17 10:28 AM

Report EL30A Page 9760-02

9760 PRECINCT 976.0

	TOTAL VOTES	%	ED OSS	ED IVO	VBM	EV OSS	EV IVO	PROV
MIAMI: CHARTER AMEND, FILL VACANCY								
Vote for 1								
Yes/Sp/Wi . . . . .	17	85.00	8	0	5	4	0	0
No/No/Non . . . . .	3	15.00	2	0	1	0	0	0
Total . . . . .	20		10	0	6	4	0	0
Over Votes . . . . .	0		0	0	0	0	0	0
Under Votes . . . . .	2		2	0	0	0	0	0

	TOTAL VOTES	%	ED OSS	ED IVO	VBM	EV OSS	EV IVO	PROV
REGISTERED VOTERS - TOTAL . . . . .	1,115							
BALLOTS CAST - TOTAL . . . . .	89		35	0	33	21	0	0
VOTER TURNOUT - TOTAL . . . . .		7.98						
MIAMI: MAYOR								
Vote for 1								
Williams Alfred Armbrister Sr. . . . .	8	9.30	6	0	2	0	0	0
Christian Canache. . . . .	6	6.98	0	0	3	3	0	0
Cynthia Jaquith . . . . .	12	13.95	5	0	2	5	0	0
Francis X. Suarez. . . . .	60	69.77	22	0	25	13	0	0
Total . . . . .	86		33	0	32	21	0	0
Over Votes . . . . .	0		0	0	0	0	0	0
Under Votes . . . . .	3		2	0	1	0	0	0
MIAMI: AUTHORIZING GEN OBLIGATION BONDS								
Vote for 1								
For Bonds . . . . .	64	76.19	23	0	25	16	0	0
Against Bonds . . . . .	20	23.81	9	0	8	3	0	0
Total . . . . .	84		32	0	33	19	0	0
Over Votes . . . . .	0		0	0	0	0	0	0
Under Votes . . . . .	5		3	0	0	2	0	0
MIAMI: CHARTER AMEND, ALGD BAYSHORE LEASE								
Vote for 1								
Yes/Sp/Wi . . . . .	64	75.29	21	0	25	18	0	0
No/No/Non . . . . .	21	24.71	10	0	8	3	0	0
Total . . . . .	85		31	0	33	21	0	0
Over Votes . . . . .	0		0	0	0	0	0	0
Under Votes . . . . .	4		4	0	0	0	0	0
MIAMI: CHARTER AMEND, OAIG UNCLASS SERVICE								
Vote for 1								
Yes/Sp/Wi . . . . .	70	85.37	26	0	25	19	0	0
No/No/Non . . . . .	12	14.63	5	0	6	1	0	0
Total . . . . .	82		31	0	31	20	0	0
Over Votes . . . . .	0		0	0	0	0	0	0
Under Votes . . . . .	7		4	0	2	1	0	0
MIAMI: CHARTER AMEND, IAG EMPLOYEES								
Vote for 1								
Yes/Sp/Wi . . . . .	69	84.15	26	0	25	18	0	0
No/No/Non . . . . .	13	15.85	5	0	6	2	0	0
Total . . . . .	82		31	0	31	20	0	0
Over Votes . . . . .	0		0	0	0	0	0	0
Under Votes . . . . .	7		4	0	2	1	0	0



MIAMI

Fall Municipal Election  
November 7, 2017  
Miami-Dade County, FL

OFFICIAL RESULTS

Run Date:11/10/17 10:28 AM

Report EL30A Page 9780-02

9780 PRECINCT 978.0

MIAMI: CHARTER AMEND, FILL VACANCY

	TOTAL VOTES	%	ED OSS	ED IVO	VBM	EV OSS	EV IVO	PROV
Vote for 1								
Yes/Sp/Wi . . . . .	57	70.37	21	0	22	14	0	0
No/No/Non . . . . .	24	29.63	9	0	9	6	0	0
Total . . . . .	81		30	0	31	20	0	0
Over Votes . . . . .	0		0	0	0	0	0	0
Under Votes . . . . .	8		5	0	2	1	0	0

	TOTAL VOTES	%	ED OSS	ED IVO	VBM	EV OSS	EV IVO	PROV
REGISTERED VOTERS - TOTAL . . . . .	658							
BALLOTS CAST - TOTAL . . . . .	61		11	0	31	19	0	0
VOTER TURNOUT - TOTAL . . . . .		9.27						

MIAMI: MAYOR  
 Vote for 1

Williams Alfred Armbrister Sr. . . . .	0		0	0	0	0	0	0
Christian Canache. . . . .	5	8.20	1	0	3	1	0	0
Cynthia Jaquith . . . . .	0		0	0	0	0	0	0
Francis X. Suarez. . . . .	56	91.80	10	0	28	18	0	0
Total . . . . .	61		11	0	31	19	0	0
Over Votes . . . . .	0		0	0	0	0	0	0
Under Votes . . . . .	0		0	0	0	0	0	0

MIAMI: AUTHORIZING GEN OBLIGATION BONDS  
 Vote for 1

For Bonds . . . . .	34	65.38	5	0	19	10	0	0
Against Bonds . . . . .	18	34.62	4	0	9	5	0	0
Total . . . . .	52		9	0	28	15	0	0
Over Votes . . . . .	0		0	0	0	0	0	0
Under Votes . . . . .	9		2	0	3	4	0	0

MIAMI: CHARTER AMEND, ALGD BAYSHORE LEASE  
 Vote for 1

Yes/Sp/Wi . . . . .	38	74.51	8	0	18	12	0	0
No/No/Non . . . . .	13	25.49	0	0	9	4	0	0
Total . . . . .	51		8	0	27	16	0	0
Over Votes . . . . .	0		0	0	0	0	0	0
Under Votes . . . . .	10		3	0	4	3	0	0

MIAMI: CHARTER AMEND, OAIG UNCLASS SERVICE  
 Vote for 1

Yes/Sp/Wi . . . . .	40	81.63	6	0	22	12	0	0
No/No/Non . . . . .	9	18.37	2	0	4	3	0	0
Total . . . . .	49		8	0	26	15	0	0
Over Votes . . . . .	0		0	0	0	0	0	0
Under Votes . . . . .	12		3	0	5	4	0	0

MIAMI: CHARTER AMEND, IAG EMPLOYEES  
 Vote for 1

Yes/Sp/Wi . . . . .	39	82.98	5	0	23	11	0	0
No/No/Non . . . . .	8	17.02	2	0	3	3	0	0
Total . . . . .	47		7	0	26	14	0	0
Over Votes . . . . .	0		0	0	0	0	0	0
Under Votes . . . . .	14		4	0	5	5	0	0

MIAMI

Fall Municipal Election  
November 7, 2017  
Miami-Dade County, FL

OFFICIAL RESULTS

Run Date:11/10/17 10:28 AM

Report EL30A Page 9800-02

9800 PRECINCT 980.0

	TOTAL VOTES	%	ED OSS	ED IVO	VBM	EV OSS	EV IVO	PROV
MIAMI: CHARTER AMEND, FILL VACANCY								
Vote for 1								
Yes/Sp/Wi . . . . .	36	70.59	5	0	17	14	0	0
No/No/Non . . . . .	15	29.41	3	0	10	2	0	0
Total . . . . .	51		8	0	27	16	0	0
Over Votes . . . . .	0		0	0	0	0	0	0
Under Votes . . . . .	10		3	0	4	3	0	0

	TOTAL VOTES	%	ED OSS	ED IVO	VBM	EV OSS	EV IVO	PROV
REGISTERED VOTERS - TOTAL . . . . .	1,161							
BALLOTS CAST - TOTAL . . . . .	102		17	1	71	13	0	0
VOTER TURNOUT - TOTAL . . . . .		8.79						

MIAMI: MAYOR  
 Vote for 1

Williams Alfred Armbrister Sr. . . . .	8	8.33	0	0	7	1	0	0
Christian Canache. . . . .	1	1.04	0	0	1	0	0	0
Cynthia Jaquith . . . . .	4	4.17	1	0	3	0	0	0
Francis X. Suarez. . . . .	83	86.46	16	0	55	12	0	0
Total . . . . .	96		17	0	66	13	0	0
Over Votes . . . . .	0		0	0	0	0	0	0
Under Votes . . . . .	6		0	1	5	0	0	0

MIAMI: AUTHORIZING GEN OBLIGATION BONDS  
 Vote for 1

For Bonds . . . . .	55	60.44	9	0	38	8	0	0
Against Bonds . . . . .	36	39.56	8	0	25	3	0	0
Total . . . . .	91		17	0	63	11	0	0
Over Votes . . . . .	0		0	0	0	0	0	0
Under Votes . . . . .	11		0	1	8	2	0	0

MIAMI: CHARTER AMEND, ALGD BAYSHORE LEASE  
 Vote for 1

Yes/Sp/Wi . . . . .	55	62.50	7	0	40	8	0	0
No/No/Non . . . . .	33	37.50	8	0	22	3	0	0
Total . . . . .	88		15	0	62	11	0	0
Over Votes . . . . .	0		0	0	0	0	0	0
Under Votes . . . . .	14		2	1	9	2	0	0

MIAMI: CHARTER AMEND, OAIG UNCLASS SERVICE  
 Vote for 1

Yes/Sp/Wi . . . . .	59	68.60	10	0	41	8	0	0
No/No/Non . . . . .	27	31.40	4	0	20	3	0	0
Total . . . . .	86		14	0	61	11	0	0
Over Votes . . . . .	0		0	0	0	0	0	0
Under Votes . . . . .	16		3	1	10	2	0	0

MIAMI: CHARTER AMEND, IAG EMPLOYEES  
 Vote for 1

Yes/Sp/Wi . . . . .	57	67.06	9	0	38	10	0	0
No/No/Non . . . . .	28	32.94	5	0	22	1	0	0
Total . . . . .	85		14	0	60	11	0	0
Over Votes . . . . .	0		0	0	0	0	0	0
Under Votes . . . . .	17		3	1	11	2	0	0

MIAMI

Fall Municipal Election  
November 7, 2017  
Miami-Dade County, FL

OFFICIAL RESULTS

Run Date:11/10/17 10:28 AM

Report EL30A Page 9810-02

9810 PRECINCT 981.0

	TOTAL VOTES	%	ED OSS	ED IVO	VBM	EV OSS	EV IVO	PROV
MIAMI: CHARTER AMEND, FILL VACANCY								
Vote for 1								
Yes/Sp/Wi . . . . .	58	66.67	10	0	40	8	0	0
No/No/Non . . . . .	29	33.33	5	0	21	3	0	0
Total . . . . .	87		15	0	61	11	0	0
Over Votes . . . . .	0		0	0	0	0	0	0
Under Votes . . . . .	15		2	1	10	2	0	0

MIAMI

Fall Municipal Election  
November 7, 2017  
Miami-Dade County, FL

OFFICIAL RESULTS

Run Date:11/10/17 10:28 AM

Report EL30A Page 9811-01

9811 PRECINCT 981.1

	TOTAL VOTES	%	ED OSS	ED IVO	VBM	EV OSS	EV IVO	PROV
REGISTERED VOTERS - TOTAL . . . . .	383							
BALLOTS CAST - TOTAL . . . . .	24		7	0	16	1	0	0
VOTER TURNOUT - TOTAL . . . . .		6.27						

MIAMI: MAYOR

Vote for 1								
Williams Alfred Armbrister Sr. . . . .	1	4.17	0	0	1	0	0	0
Christian Canache. . . . .	2	8.33	1	0	1	0	0	0
Cynthia Jaquith . . . . .	3	12.50	2	0	1	0	0	0
Francis X. Suarez. . . . .	18	75.00	4	0	13	1	0	0
Total . . . . .	24		7	0	16	1	0	0
Over Votes . . . . .	0		0	0	0	0	0	0
Under Votes . . . . .	0		0	0	0	0	0	0

MIAMI: AUTHORIZING GEN OBLIGATION BONDS

Vote for 1								
For Bonds . . . . .	18	78.26	4	0	14	0	0	0
Against Bonds . . . . .	5	21.74	2	0	2	1	0	0
Total . . . . .	23		6	0	16	1	0	0
Over Votes . . . . .	0		0	0	0	0	0	0
Under Votes . . . . .	1		1	0	0	0	0	0

MIAMI: CHARTER AMEND, ALGD BAYSHORE LEASE

Vote for 1								
Yes/Sp/Wi . . . . .	15	71.43	5	0	10	0	0	0
No/No/Non . . . . .	6	28.57	0	0	5	1	0	0
Total . . . . .	21		5	0	15	1	0	0
Over Votes . . . . .	0		0	0	0	0	0	0
Under Votes . . . . .	3		2	0	1	0	0	0

MIAMI: CHARTER AMEND, OAIG UNCLASS SERVICE

Vote for 1								
Yes/Sp/Wi . . . . .	15	83.33	3	0	11	1	0	0
No/No/Non . . . . .	3	16.67	2	0	1	0	0	0
Total . . . . .	18		5	0	12	1	0	0
Over Votes . . . . .	0		0	0	0	0	0	0
Under Votes . . . . .	6		2	0	4	0	0	0

MIAMI: CHARTER AMEND, IAG EMPLOYEES

Vote for 1								
Yes/Sp/Wi . . . . .	12	66.67	3	0	9	0	0	0
No/No/Non . . . . .	6	33.33	2	0	3	1	0	0
Total . . . . .	18		5	0	12	1	0	0
Over Votes . . . . .	0		0	0	0	0	0	0
Under Votes . . . . .	6		2	0	4	0	0	0

MIAMI

Fall Municipal Election  
November 7, 2017  
Miami-Dade County, FL

OFFICIAL RESULTS

Run Date:11/10/17 10:28 AM

Report EL30A Page 9811-02

9811 PRECINCT 981.1

MIAMI: CHARTER AMEND, FILL VACANCY

	TOTAL VOTES	%	ED OSS	ED IVO	VBM	EV OSS	EV IVO	PROV
Vote for 1								
Yes/So/Wi . . . . .	9	45.00	2	0	7	0	0	0
No/No/Non . . . . .	11	55.00	3	0	7	1	0	0
Total . . . . .	20		5	0	14	1	0	0
Over Votes . . . . .	0		0	0	0	0	0	0
Under Votes . . . . .	4		2	0	2	0	0	0

MIAMI

Fall Municipal Election  
November 7, 2017  
Miami-Dade County, FL

OFFICIAL RESULTS

Run Date:11/10/17 10:28 AM

Report EL30A Page 9820-01

9820 PRECINCT 982.0

	TOTAL VOTES	%	ED OSS	ED IVO	VBM	EV OSS	EV IVO	PROV
REGISTERED VOTERS - TOTAL . . . . .	4							
BALLOTS CAST - TOTAL . . . . .	1							
VOTER TURNOUT - TOTAL . . . . .		25.00	1	0	0	0	0	0

MIAMI: MAYOR

Vote for 1								
Williams Alfred Armbrister Sr. . . . .	0		0	0	0	0	0	0
Christian Canache. . . . .	0		0	0	0	0	0	0
Cynthia Jaquith . . . . .	0		0	0	0	0	0	0
Francis X. Suarez. . . . .	0		0	0	0	0	0	0
Total . . . . .	0		0	0	0	0	0	0
Over Votes . . . . .	0		0	0	0	0	0	0
Under Votes . . . . .	1		1	0	0	0	0	0

MIAMI: AUTHORIZING GEN OBLIGATION BONDS

Vote for 1								
For Bonds . . . . .	0		0	0	0	0	0	0
Against Bonds . . . . .	0		0	0	0	0	0	0
Total . . . . .	0		0	0	0	0	0	0
Over Votes . . . . .	0		0	0	0	0	0	0
Under Votes . . . . .	1		1	0	0	0	0	0

MIAMI: CHARTER AMEND, ALGD BAYSHORE LEASE

Vote for 1								
Yes/Sp/Wi . . . . .	0		0	0	0	0	0	0
No/No/Non . . . . .	0		0	0	0	0	0	0
Total . . . . .	0		0	0	0	0	0	0
Over Votes . . . . .	0		0	0	0	0	0	0
Under Votes . . . . .	1		1	0	0	0	0	0

MIAMI: CHARTER AMEND, OAIG UNCLASS SERVICE

Vote for 1								
Yes/Sp/Wi . . . . .	0		0	0	0	0	0	0
No/No/Non . . . . .	0		0	0	0	0	0	0
Total . . . . .	0		0	0	0	0	0	0
Over Votes . . . . .	0		0	0	0	0	0	0
Under Votes . . . . .	1		1	0	0	0	0	0

MIAMI: CHARTER AMEND, IAG EMPLOYEES

Vote for 1								
Yes/Sp/Wi . . . . .	0		0	0	0	0	0	0
No/No/Non . . . . .	0		0	0	0	0	0	0
Total . . . . .	0		0	0	0	0	0	0
Over Votes . . . . .	0		0	0	0	0	0	0
Under Votes . . . . .	1		1	0	0	0	0	0



MIAMI

Fall Municipal Election  
November 7, 2017  
Miami-Dade County, FL

OFFICIAL RESULTS

Run Date:11/10/17 10:28 AM

Report EL30A Page 9820-02

9820 PRECINCT 982.0

MIAMI: CHARTER AMEND, FILL VACANCY

	TOTAL VOTES	%	ED OSS	ED IVO	VBM	EV OSS	EV IVO	PROV
Vote for 1								
Yes/Sp/Wi . . . . .	0		0	0	0	0	0	0
No/No/Non . . . . .	0		0	0	0	0	0	0
Total . . . . .	0		0	0	0	0	0	0
Over Votes . . . . .	0		0	0	0	0	0	0
Under Votes . . . . .	1		1	0	0	0	0	0

9821 PRECINCT 982.1

	TOTAL VOTES	%	ED OSS	ED IVO	VBM	EV OSS	EV IVO	PROV
REGISTERED VOTERS - TOTAL . . . . .	123							
BALLOTS CAST - TOTAL . . . . .	25		3	0	17	5	0	0
VOTER TURNOUT - TOTAL . . . . .		20.33						

MIAMI: MAYOR  
 Vote for 1

Williams Alfred Armbrister Sr. . . . .	2	8.70	0	0	1	1	0	0
Christian Canache. . . . .	0		0	0	0	0	0	0
Cynthia Jaquith . . . . .	2	8.70	0	0	0	2	0	0
Francis X. Suarez. . . . .	19	82.61	2	0	16	1	0	0
Total . . . . .	23		2	0	17	4	0	0
Over Votes . . . . .	0		0	0	0	0	0	0
Under Votes . . . . .	2		1	0	0	1	0	0

MIAMI: AUTHORIZING GEN OBLIGATION BONDS  
 Vote for 1

For Bonds . . . . .	12	63.16	0	0	8	4	0	0
Against Bonds . . . . .	7	36.84	2	0	5	0	0	0
Total . . . . .	19		2	0	13	4	0	0
Over Votes . . . . .	1		0	0	1	0	0	0
Under Votes . . . . .	5		1	0	3	1	0	0

MIAMI: CHARTER AMEND, ALGD BAYSHORE LEASE  
 Vote for 1

Yes/Sp/Wi . . . . .	8	57.14	1	0	5	2	0	0
No/No/Non . . . . .	6	42.86	1	0	4	1	0	0
Total . . . . .	14		2	0	9	3	0	0
Over Votes . . . . .	0		0	0	0	0	0	0
Under Votes . . . . .	11		1	0	8	2	0	0

MIAMI: CHARTER AMEND, OAIG UNCLASS SERVICE  
 Vote for 1

Yes/Sp/Wi . . . . .	15	78.95	2	0	10	3	0	0
No/No/Non . . . . .	4	21.05	0	0	3	1	0	0
Total . . . . .	19		2	0	13	4	0	0
Over Votes . . . . .	0		0	0	0	0	0	0
Under Votes . . . . .	6		1	0	4	1	0	0

MIAMI: CHARTER AMEND, IAG EMPLOYEES  
 Vote for 1

Yes/Sp/Wi . . . . .	14	87.50	2	0	8	4	0	0
No/No/Non . . . . .	2	12.50	0	0	2	0	0	0
Total . . . . .	16		2	0	10	4	0	0
Over Votes . . . . .	0		0	0	0	0	0	0
Under Votes . . . . .	9		1	0	7	1	0	0

	TOTAL VOTES	%	ED OSS	ED IVO	VBM	EV OSS	EV IVO	PROV
MIAMI: CHARTER AMEND, FILL VACANCY								
Vote for 1								
Yes/Sp/Wi . . . . .	11	64.71	0	0	7	4	0	0
No/No/Non . . . . .	6	35.29	2	0	4	0	0	0
Total . . . . .	17		2	0	11	4	0	0
Over Votes . . . . .	0		0	0	0	0	0	0
Under Votes . . . . .	8		1	0	6	1	0	0

MIAMI

Fall Municipal Election  
November 7, 2017  
Miami-Dade County, FL

OFFICIAL RESULTS

Run Date:11/10/17 10:28 AM

Report EL30A Page 9830-01

9830 PRECINCT 983.0

	TOTAL VOTES	%	ED OSS	ED IVO	VBM	EV OSS	EV IVO	PROV
REGISTERED VOTERS - TOTAL . . . . .	613							
BALLOTS CAST - TOTAL . . . . .	56		13	0	33	10	0	0
VOTER TURNOUT - TOTAL . . . . .		9.14						

MIAMI: MAYOR

Vote for 1

Williams Alfred Armbrister Sr. . . . .	1	1.96	0	0	1	0	0	0
Christian Canache. . . . .	4	7.84	1	0	1	2	0	0
Cynthia Jaquith . . . . .	5	9.80	1	0	4	0	0	0
Francis X. Suarez. . . . .	41	80.39	8	0	25	8	0	0
Total . . . . .	51		10	0	31	10	0	0
Over Votes . . . . .	0		0	0	0	0	0	0
Under Votes . . . . .	5		3	0	2	0	0	0

MIAMI: AUTHORIZING GEN OBLIGATION BONDS

Vote for 1

For Bonds . . . . .	35	64.81	11	0	16	8	0	0
Against Bonds . . . . .	19	35.19	1	0	16	2	0	0
Total . . . . .	54		12	0	32	10	0	0
Over Votes . . . . .	0		0	0	0	0	0	0
Under Votes . . . . .	2		1	0	1	0	0	0

MIAMI: CHARTER AMEND, ALGD BAYSHORE LEASE

Vote for 1

Yes/Sp/Wi . . . . .	28	53.85	7	0	16	5	0	0
No/No/Non . . . . .	24	46.15	3	0	16	5	0	0
Total . . . . .	52		10	0	32	10	0	0
Over Votes . . . . .	0		0	0	0	0	0	0
Under Votes . . . . .	4		3	0	1	0	0	0

MIAMI: CHARTER AMEND, OAIG UNCLASS SERVICE

Vote for 1

Yes/Sp/Wi . . . . .	42	82.35	9	0	24	9	0	0
No/No/Non . . . . .	9	17.65	1	0	8	0	0	0
Total . . . . .	51		10	0	32	9	0	0
Over Votes . . . . .	0		0	0	0	0	0	0
Under Votes . . . . .	5		3	0	1	1	0	0

MIAMI: CHARTER AMEND, IAG EMPLOYEES

Vote for 1

Yes/Sp/Wi . . . . .	42	82.35	9	0	24	9	0	0
No/No/Non . . . . .	9	17.65	1	0	8	0	0	0
Total . . . . .	51		10	0	32	9	0	0
Over Votes . . . . .	0		0	0	0	0	0	0
Under Votes . . . . .	5		3	0	1	1	0	0

9830 PRECINCT 983.0

	TOTAL VOTES	%	ED OSS	ED IVO	VBM	EV OSS	EV IVO	PROV
MIAMI: CHARTER AMEND, FILL VACANCY								
Vote for 1								
Yes/Sp/Wi . . . . .	25	48.08	6	0	14	5	0	0
No/No/Non . . . . .	27	51.92	4	0	18	5	0	0
Total . . . . .	52		10	0	32	10	0	0
Over Votes . . . . .	0		0	0	0	0	0	0
Under Votes . . . . .	4		3	0	1	0	0	0

MIAMI

Fall Municipal Election  
November 7, 2017  
Miami-Dade County, FL

OFFICIAL RESULTS

Run Date:11/10/17 10:28 AM

Report EL30A Page 9840-01

9840 PRECINCT 984.0

	TOTAL VOTES	%	ED OSS	ED IVO	VBM	EV OSS	EV IVO	PROV
REGISTERED VOTERS - TOTAL	2,517							
BALLOTS CAST - TOTAL	162		40	0	91	31	0	0
VOTER TURNOUT - TOTAL		6.44						

MIAMI: MAYOR

Vote for 1								
Williams Alfred Armbrister Sr.	10	6.62	4	0	4	2	0	0
Christian Canache.	10	6.62	5	0	4	1	0	0
Cynthia Jaquith	21	13.91	6	0	12	3	0	0
Francis X. Suarez.	110	72.85	22	0	64	24	0	0
Total	151		37	0	84	30	0	0
Over Votes	0		0	0	0	0	0	0
Under Votes	11		3	0	7	1	0	0

MIAMI: AUTHORIZING GEN OBLIGATION BONDS

Vote for 1								
For Bonds	136	85.53	32	0	76	28	0	0
Against Bonds	23	14.47	8	0	12	3	0	0
Total	159		40	0	88	31	0	0
Over Votes	0		0	0	0	0	0	0
Under Votes	3		0	0	3	0	0	0

MIAMI: CHARTER AMEND, ALGD BAYSHORE LEASE

Vote for 1								
Yes/Sp/Wi	112	72.26	30	0	62	20	0	0
No/No/Non	43	27.74	9	0	23	11	0	0
Total	155		39	0	85	31	0	0
Over Votes	0		0	0	0	0	0	0
Under Votes	7		1	0	6	0	0	0

MIAMI: CHARTER AMEND, OAIG UNCLASS SERVICE

Vote for 1								
Yes/Sp/Wi	141	89.81	36	0	77	28	0	0
No/No/Non	16	10.19	2	0	11	3	0	0
Total	157		38	0	88	31	0	0
Over Votes	0		0	0	0	0	0	0
Under Votes	5		2	0	3	0	0	0

MIAMI: CHARTER AMEND, IAG EMPLOYEES

Vote for 1								
Yes/Sp/Wi	137	87.82	35	0	75	27	0	0
No/No/Non	19	12.18	3	0	12	4	0	0
Total	156		38	0	87	31	0	0
Over Votes	0		0	0	0	0	0	0
Under Votes	6		2	0	4	0	0	0

MIAMI

Fall Municipal Election  
November 7, 2017  
Miami-Dade County, FL

OFFICIAL RESULTS

Run Date:11/10/17 10:28 AM

Report EL30A Page 9840-02

9840 PRECINCT 984.0

	TOTAL VOTES	%	ED OSS	ED IVO	VBM	EV OSS	EV IVO	PROV
MIAMI: CHARTER AMEND, FILL VACANCY								
Vote for 1								
Yes/Sp/Wi . . . . .	120	77.42	30	0	65	25	0	0
No/No/Non . . . . .	35	22.58	8	0	21	6	0	0
Total . . . . .	155		38	0	86	31	0	0
Over Votes . . . . .	0		0	0	0	0	0	0
Under Votes . . . . .	7		2	0	5	0	0	0

9841 PRECINCT 984.1

	TOTAL VOTES	%	ED OSS	ED IVO	VBM	EV OSS	EV IVO	PROV
REGISTERED VOTERS - TOTAL	503							
BALLOTS CAST - TOTAL	70		22	0	31	17	0	0
VOTER TURNOUT - TOTAL		13.92						

MIAMI: MAYOR  
 Vote for 1

Williams Alfred Armbrister Sr.	2	2.90	2	0	0	0	0	0
Christian Canache.	12	17.39	1	0	7	4	0	0
Cynthia Jaquith	8	11.59	4	0	2	2	0	0
Francis X. Suarez.	47	68.12	14	0	22	11	0	0
Total	69		21	0	31	17	0	0
Over Votes	0		0	0	0	0	0	0
Under Votes	1		1	0	0	0	0	0

MIAMI: AUTHORIZING GEN OBLIGATION BONDS  
 Vote for 1

For Bonds	53	79.10	16	0	23	14	0	0
Against Bonds	14	20.90	6	0	5	3	0	0
Total	67		22	0	28	17	0	0
Over Votes	0		0	0	0	0	0	0
Under Votes	3		0	0	3	0	0	0

MIAMI: CHARTER AMEND, ALGD BAYSHORE LEASE  
 Vote for 1

Yes/Sp/Wi	45	68.18	14	0	21	10	0	0
No/No/Non	21	31.82	7	0	7	7	0	0
Total	66		21	0	28	17	0	0
Over Votes	0		0	0	0	0	0	0
Under Votes	4		1	0	3	0	0	0

MIAMI: CHARTER AMEND, OAIG UNCLASS SERVICE  
 Vote for 1

Yes/Sp/Wi	56	90.32	20	0	20	16	0	0
No/No/Non	6	9.68	1	0	4	1	0	0
Total	62		21	0	24	17	0	0
Over Votes	0		0	0	0	0	0	0
Under Votes	8		1	0	7	0	0	0

MIAMI: CHARTER AMEND, IAG EMPLOYEES  
 Vote for 1

Yes/Sp/Wi	57	93.44	21	0	20	16	0	0
No/No/Non	4	6.56	1	0	2	1	0	0
Total	61		22	0	22	17	0	0
Over Votes	0		0	0	0	0	0	0
Under Votes	9		0	0	9	0	0	0



MIAMI

Fall Municipal Election  
November 7, 2017  
Miami-Dade County, FL

OFFICIAL RESULTS

Run Date:11/10/17 10:28 AM

Report EL30A Page 9841-02

9841 PRECINCT 984.1

MIAMI: CHARTER AMEND, FILL VACANCY

	TOTAL VOTES	%	ED OSS	ED IVO	VBM	EV OSS	EV IVO	PROV
Vote for 1								
Yes/Sp/Wi . . . . .	44	70.97	13	0	18	13	0	0
No/No/Non . . . . .	18	29.03	9	0	5	4	0	0
Total . . . . .	62		22	0	23	17	0	0
Over Votes . . . . .	0		0	0	0	0	0	0
Under Votes . . . . .	8		0	0	8	0	0	0

9850 PRECINCT 985.0

	TOTAL VOTES	%	ED OSS	ED IVO	VBM	EV OSS	EV IVO	PROV
REGISTERED VOTERS - TOTAL . . . . .	295							
BALLOTS CAST - TOTAL . . . . .	36		8	0	16	12	0	0
VOTER TURNOUT - TOTAL . . . . .		12.20						

MIAMI: MAYOR  
 Vote for 1

Williams Alfred Armbrister Sr. . . . .	2	6.06	0	0	2	0	0	0
Christian Canache . . . . .	2	6.06	0	0	1	1	0	0
Cynthia Jaquith . . . . .	2	6.06	1	0	1	0	0	0
Francis X. Suarez . . . . .	27	81.82	7	0	9	11	0	0
Total . . . . .	33		8	0	13	12	0	0
Over Votes . . . . .	0		0	0	0	0	0	0
Under Votes . . . . .	3		0	0	3	0	0	0

MIAMI: AUTHORIZING GEN OBLIGATION BONDS  
 Vote for 1

For Bonds . . . . .	25	75.76	4	0	11	10	0	0
Against Bonds . . . . .	8	24.24	2	0	4	2	0	0
Total . . . . .	33		6	0	15	12	0	0
Over Votes . . . . .	0		0	0	0	0	0	0
Under Votes . . . . .	3		2	0	1	0	0	0

MIAMI: CHARTER AMEND, ALGD BAYSHORE LEASE  
 Vote for 1

Yes/Sp/Wi . . . . .	22	66.67	3	0	10	9	0	0
No/No/Non . . . . .	11	33.33	3	0	5	3	0	0
Total . . . . .	33		6	0	15	12	0	0
Over Votes . . . . .	0		0	0	0	0	0	0
Under Votes . . . . .	3		2	0	1	0	0	0

MIAMI: CHARTER AMEND, OAIG UNCLASS SERVICE  
 Vote for 1

Yes/Sp/Wi . . . . .	19	55.88	4	0	8	7	0	0
No/No/Non . . . . .	15	44.12	2	0	8	5	0	0
Total . . . . .	34		6	0	16	12	0	0
Over Votes . . . . .	0		0	0	0	0	0	0
Under Votes . . . . .	2		2	0	0	0	0	0

MIAMI: CHARTER AMEND, IAG EMPLOYEES  
 Vote for 1

Yes/Sp/Wi . . . . .	22	64.71	5	0	10	7	0	0
No/No/Non . . . . .	12	35.29	1	0	6	5	0	0
Total . . . . .	34		6	0	16	12	0	0
Over Votes . . . . .	0		0	0	0	0	0	0
Under Votes . . . . .	2		2	0	0	0	0	0

MIAMI

Fall Municipal Election  
November 7, 2017  
Miami-Dade County, FL

OFFICIAL RESULTS

Run Date:11/10/17 10:28 AM

Report EL30A Page 9850-02

9850 PRECINCT 985.0

MIAMI: CHARTER AMEND, FILL VACANCY

	TOTAL VOTES	%	ED OSS	ED IVO	VBM	EV OSS	EV IVO	PROV
Vote for 1								
Yes/Sp/Wi . . . . .	24	70.59	4	0	10	10	0	0
No/No/Non . . . . .	10	29.41	2	0	6	2	0	0
Total . . . . .	34		6	0	16	12	0	0
Over Votes . . . . .	0		0	0	0	0	0	0
Under Votes . . . . .	2		2	0	0	0	0	0

MIAMI

Fall Municipal Election  
November 7, 2017  
Miami-Dade County, FL

OFFICIAL RESULTS

Run Date:11/10/17 10:28 AM

Report EL30A Page 9870-01

9870 PRECINCT 987.0

	TOTAL VOTES	%	ED OSS	ED IVO	VBM	EV OSS	EV IVO	PROV
REGISTERED VOTERS - TOTAL . . . . .	1							
BALLOTS CAST - TOTAL. . . . .	0		0	0	0	0	0	0

MIAMI: MAYOR  
Vote for 1

Williams Alfred Ambrister Sr. . . . .	0		0	0	0	0	0	0
Christian Canache. . . . .	0		0	0	0	0	0	0
Cynthia Jaquith . . . . .	0		0	0	0	0	0	0
Francis X. Suarez. . . . .	0		0	0	0	0	0	0
Over Votes . . . . .	0		0	0	0	0	0	0
Under Votes . . . . .	0		0	0	0	0	0	0

MIAMI: AUTHORIZING GEN OBLIGATION BONDS  
Vote for 1

For Bonds . . . . .	0		0	0	0	0	0	0
Against Bonds . . . . .	0		0	0	0	0	0	0
Over Votes . . . . .	0		0	0	0	0	0	0
Under Votes . . . . .	0		0	0	0	0	0	0

MIAMI: CHARTER AMEND, ALGD BAYSHORE LEASE  
Vote for 1

Yes/Sp/Wi . . . . .	0		0	0	0	0	0	0
No/No/Non . . . . .	0		0	0	0	0	0	0
Over Votes . . . . .	0		0	0	0	0	0	0
Under Votes . . . . .	0		0	0	0	0	0	0

MIAMI: CHARTER AMEND, OAIG UNCLASS SERVICE  
Vote for 1

Yes/Sp/Wi . . . . .	0		0	0	0	0	0	0
No/No/Non . . . . .	0		0	0	0	0	0	0
Over Votes . . . . .	0		0	0	0	0	0	0
Under Votes . . . . .	0		0	0	0	0	0	0

MIAMI: CHARTER AMEND, IAG EMPLOYEES  
Vote for 1

Yes/Sp/Wi . . . . .	0		0	0	0	0	0	0
No/No/Non . . . . .	0		0	0	0	0	0	0
Over Votes . . . . .	0		0	0	0	0	0	0
Under Votes . . . . .	0		0	0	0	0	0	0

MIAMI

Fall Municipal Election  
November 7, 2017  
Miami-Dade County, FL

OFFICIAL RESULTS

Run Date:11/10/17 10:28 AM

Report EL30A Page 9870-02

9870 PRECINCT 987.0

MIAMI: CHARTER AMEND, FILL VACANCY

	TOTAL VOTES	%	ED OSS	ED IVO	VBM	EV OSS	EV IVO	PROV
Vote for 1								
Yes/Sp/Wi . . . . .	0		0	0	0	0	0	0
No/No/Non . . . . .	0		0	0	0	0	0	0
Over Votes . . . . .	0		0	0	0	0	0	0
Under Votes . . . . .	0		0	0	0	0	0	0

MIAMI

Fall Municipal Election  
November 7, 2017  
Miami-Dade County, FL

OFFICIAL RESULTS

Run Date:11/10/17 10:28 AM

Report EL30A Page 9871-01

9871 PRECINCT 987.1

	TOTAL VOTES	%	ED OSS	ED IVO	VBM	EV OSS	EV IVO	PROV
REGISTERED VOTERS - TOTAL	146							
BALLOTS CAST - TOTAL	15		2	0	11	2	0	0
VOTER TURNOUT - TOTAL		10.27						

MIAMI: MAYOR

Vote for 1								
Williams Alfred Armbrister Sr.	1	6.67	0	0	1	0	0	0
Christian Canache	1	6.67	0	0	0	1	0	0
Cynthia Jaquith	2	13.33	0	0	2	0	0	0
Francis X. Suarez	11	73.33	2	0	8	1	0	0
Total	15		2	0	11	2	0	0
Over Votes	0		0	0	0	0	0	0
Under Votes	0		0	0	0	0	0	0

MIAMI: AUTHORIZING GEN OBLIGATION BONDS

Vote for 1								
For Bonds	11	73.33	1	0	8	2	0	0
Against Bonds	4	26.67	1	0	3	0	0	0
Total	15		2	0	11	2	0	0
Over Votes	0		0	0	0	0	0	0
Under Votes	0		0	0	0	0	0	0

MIAMI: CHARTER AMEND, ALGD BAYSHORE LEASE

Vote for 1								
Yes/Sp/Wi	9	64.29	1	0	6	2	0	0
No/No/Non	5	35.71	1	0	4	0	0	0
Total	14		2	0	10	2	0	0
Over Votes	0		0	0	0	0	0	0
Under Votes	1		0	0	1	0	0	0

MIAMI: CHARTER AMEND, OAIG UNCLASS SERVICE

Vote for 1								
Yes/Sp/Wi	8	66.67	1	0	6	1	0	0
No/No/Non	4	33.33	0	0	4	0	0	0
Total	12		1	0	10	1	0	0
Over Votes	0		0	0	0	0	0	0
Under Votes	3		1	0	1	1	0	0

MIAMI: CHARTER AMEND, IAG EMPLOYEES

Vote for 1								
Yes/Sp/Wi	8	66.67	1	0	6	1	0	0
No/No/Non	4	33.33	0	0	4	0	0	0
Total	12		1	0	10	1	0	0
Over Votes	0		0	0	0	0	0	0
Under Votes	3		1	0	1	1	0	0

MIAMI

Fall Municipal Election  
November 7, 2017  
Miami-Dade County, FL

OFFICIAL RESULTS

Run Date:11/10/17 10:28 AM

Report EL30A Page 9871-02

9871 PRECINCT 987.1

MIAMI: CHARTER AMEND, FILL VACANCY

	TOTAL VOTES	%	ED OSS	ED IVO	VBM	EV OSS	EV IVO	PROV
Vote for 1								
Yes/Sp/Wi . . . . .	3	23.08	1	0	2	0	0	0
No/No/Non . . . . .	10	76.92	0	0	8	2	0	0
Total . . . . .	13		1	0	10	2	0	0
Over Votes . . . . .	0		0	0	0	0	0	0
Under Votes . . . . .	2		1	0	1	0	0	0

MIAMI

Fall Municipal Election  
November 7, 2017  
Miami-Dade County, FL

OFFICIAL RESULTS

Run Date:11/10/17 10:28 AM

Report EL30A Page 9890-01

9890 PRECINCT 989.0

	TOTAL VOTES	%	ED OSS	ED IVO	VBM	EV OSS	EV IVO	PROV
REGISTERED VOTERS - TOTAL	15							
BALLOTS CAST - TOTAL	3		1	0	2	0	0	0
VOTER TURNOUT - TOTAL		20.00						

MIAMI: MAYOR

Vote for 1								
Williams Alfred Armbrister Sr.	0		0	0	0	0	0	0
Christian Canache.	0		0	0	0	0	0	0
Cynthia Jaquith	0		0	0	0	0	0	0
Francis X. Suarez.	3	100.00	1	0	2	0	0	0
Total	3		1	0	2	0	0	0
Over Votes	0		0	0	0	0	0	0
Under Votes	0		0	0	0	0	0	0

MIAMI: AUTHORIZING GEN OBLIGATION BONDS

Vote for 1								
For Bonds	2	66.67	0	0	2	0	0	0
Against Bonds	1	33.33	1	0	0	0	0	0
Total	3		1	0	2	0	0	0
Over Votes	0		0	0	0	0	0	0
Under Votes	0		0	0	0	0	0	0

MIAMI: CHARTER AMEND, ALGD BAYSHORE LEASE

Vote for 1								
Yes/Sq/Wi	2	66.67	0	0	2	0	0	0
No/No/Non	1	33.33	1	0	0	0	0	0
Total	3		1	0	2	0	0	0
Over Votes	0		0	0	0	0	0	0
Under Votes	0		0	0	0	0	0	0

MIAMI: CHARTER AMEND, OAIG UNCLASS SERVICE

Vote for 1								
Yes/Sq/Wi	2	66.67	0	0	2	0	0	0
No/No/Non	1	33.33	1	0	0	0	0	0
Total	3		1	0	2	0	0	0
Over Votes	0		0	0	0	0	0	0
Under Votes	0		0	0	0	0	0	0

MIAMI: CHARTER AMEND, IAG EMPLOYEES

Vote for 1								
Yes/Sq/Wi	2	66.67	0	0	2	0	0	0
No/No/Non	1	33.33	1	0	0	0	0	0
Total	3		1	0	2	0	0	0
Over Votes	0		0	0	0	0	0	0
Under Votes	0		0	0	0	0	0	0



MIAMI

Fall Municipal Election  
November 7, 2017  
Miami-Dade County, FL

OFFICIAL RESULTS

Run Date:11/10/17 10:28 AM

Report EL30A Page 9890-02

9890 PRECINCT 989.0

MIAMI: CHARTER AMEND, FILL VACANCY

	TOTAL VOTES	%	ED OSS	ED IVO	VBM	EV OSS	EV IVO	PROV
Vote for 1								
Yes/Sp/Wi . . . . .	3	100.00	1	0	2	0	0	0
No/No/Non . . . . .	0		0	0	0	0	0	0
Total . . . . .	3		1	0	2	0	0	0
Over Votes . . . . .	0		0	0	0	0	0	0
Under Votes . . . . .	0		0	0	0	0	0	0

MIAMI

Fall Municipal Election  
November 7, 2017  
Miami-Dade County, FL

OFFICIAL RESULTS

Run Date:11/10/17 10:28 AM

Report EL30A Page 9900-01

9900 PRECINCT 990.0

	TOTAL VOTES	%	ED OSS	ED IVO	VBM	EV OSS	EV IVO	PROV
REGISTERED VOTERS - TOTAL . . . . .	0							
BALLOTS CAST - TOTAL. . . . .	0		0	0	0	0	0	0

MIAMI: MAYOR  
Vote for 1

Williams Alfred Armbrister Sr. . . . .	0		0	0	0	0	0	0
Christian Canache. . . . .	0		0	0	0	0	0	0
Cynthia Jaquith . . . . .	0		0	0	0	0	0	0
Francis X. Suarez. . . . .	0		0	0	0	0	0	0
Over Votes . . . . .	0		0	0	0	0	0	0
Under Votes . . . . .	0		0	0	0	0	0	0

MIAMI: AUTHORIZING GEN OBLIGATION BONDS  
Vote for 1

For Bonds . . . . .	0		0	0	0	0	0	0
Against Bonds . . . . .	0		0	0	0	0	0	0
Over Votes . . . . .	0		0	0	0	0	0	0
Under Votes . . . . .	0		0	0	0	0	0	0

MIAMI: CHARTER AMEND, ALGD BAYSHORE LEASE  
Vote for 1

Yes/Sp/Wi . . . . .	0		0	0	0	0	0	0
No/No/Non . . . . .	0		0	0	0	0	0	0
Over Votes . . . . .	0		0	0	0	0	0	0
Under Votes . . . . .	0		0	0	0	0	0	0

MIAMI: CHARTER AMEND, OAIG UNCLASS SERVICE  
Vote for 1

Yes/Sp/Wi . . . . .	0		0	0	0	0	0	0
No/No/Non . . . . .	0		0	0	0	0	0	0
Over Votes . . . . .	0		0	0	0	0	0	0
Under Votes . . . . .	0		0	0	0	0	0	0

MIAMI: CHARTER AMEND, IAG EMPLOYEES  
Vote for 1

Yes/Sp/Wi . . . . .	0		0	0	0	0	0	0
No/No/Non . . . . .	0		0	0	0	0	0	0
Over Votes . . . . .	0		0	0	0	0	0	0
Under Votes . . . . .	0		0	0	0	0	0	0

MIAMI  
 Run Date:11/10/17 10:28 AM

Fall Municipal Election  
 November 7, 2017  
 Miami-Dade County, FL

OFFICIAL RESULTS  
 Report EL30A Page 9900-02

9900 PRECINCT 990.0

	TOTAL VOTES	%	ED OSS	ED IVO	VBM	EV OSS	EV IVO	PROV
MIAMI: CHARTER AMEND, FILL VACANCY								
Vote for 1								
Yes/Sp/Wi . . . . .	0		0	0	0	0	0	0
No/No/Non . . . . .	0		0	0	0	0	0	0
Over Votes . . . . .	0		0	0	0	0	0	0
Under Votes . . . . .	0		0	0	0	0	0	0

Run Date:11/10/17 10:28 AM

Report EL30A Page 9910-01

9910 PRECINCT 991.0

	TOTAL VOTES	%	ED OSS	ED IVO	VBM	EV OSS	EV IVO	PROV
REGISTERED VOTERS - TOTAL . . . . .	1,053							
BALLOTS CAST - TOTAL . . . . .	172		46	0	112	14	0	0
VOTER TURNOUT - TOTAL . . . . .		16.33						

MIAMI: MAYOR  
 Vote for 1

Williams Alfred Armbrister Sr. . . . .	5	2.98	0	0	4	1	0	0
Christian Canache. . . . .	6	3.57	2	0	2	2	0	0
Cynthia Jaquith . . . . .	2	1.19	0	0	2	0	0	0
Francis X. Suarez. . . . .	155	92.26	44	0	100	11	0	0
Total . . . . .	168		46	0	108	14	0	0
Over Votes . . . . .	0		0	0	0	0	0	0
Under Votes . . . . .	4		0	0	4	0	0	0

MIAMI: AUTHORIZING GEN OBLIGATION BONDS  
 Vote for 1

For Bonds . . . . .	69	45.70	13	0	49	7	0	0
Against Bonds . . . . .	82	54.30	24	0	51	7	0	0
Total . . . . .	151		37	0	100	14	0	0
Over Votes . . . . .	0		0	0	0	0	0	0
Under Votes . . . . .	21		9	0	12	0	0	0

MIAMI: CHARTER AMEND, ALGD BAYSHORE LEASE  
 Vote for 1

Yes/Sp/Wi . . . . .	93	62.84	21	0	62	10	0	0
No/No/Non . . . . .	55	37.16	16	0	35	4	0	0
Total . . . . .	148		37	0	97	14	0	0
Over Votes . . . . .	0		0	0	0	0	0	0
Under Votes . . . . .	24		9	0	15	0	0	0

MIAMI: CHARTER AMEND, OAIG UNCLASS SERVICE  
 Vote for 1

Yes/Sp/Wi . . . . .	81	59.56	12	0	59	10	0	0
No/No/Non . . . . .	55	40.44	22	0	31	2	0	0
Total . . . . .	136		34	0	90	12	0	0
Over Votes . . . . .	0		0	0	0	0	0	0
Under Votes . . . . .	36		12	0	22	2	0	0

MIAMI: CHARTER AMEND, IAG EMPLOYEES  
 Vote for 1

Yes/Sp/Wi . . . . .	96	69.06	21	0	67	8	0	0
No/No/Non . . . . .	43	30.94	14	0	25	4	0	0
Total . . . . .	139		35	0	92	12	0	0
Over Votes . . . . .	0		0	0	0	0	0	0
Under Votes . . . . .	33		11	0	20	2	0	0

MIAMI

Fall Municipal Election  
November 7, 2017  
Miami-Dade County, FL

OFFICIAL RESULTS

Run Date:11/10/17 10:28 AM

Report EL30A Page 9910-02

9910 PRECINCT 991.0

MIAMI: CHARTER AMEND, FILL VACANCY

	TOTAL VOTES	%	ED OSS	ED IVO	VBM	EV OSS	EV IVO	PROV
Vote for 1								
Yes/Sp/Wi . . . . .	75	52.82	16	0	51	8	0	0
No/No/Non . . . . .	67	47.18	20	0	42	5	0	0
Total . . . . .	142		36	0	93	13	0	0
Over Votes . . . . .	0		0	0	0	0	0	0
Under Votes . . . . .	30		10	0	19	1	0	0

9911 PRECINCT 991.1

	TOTAL VOTES	%	ED OSS	ED IVO	VBM	EV OSS	EV IVO	PROV
REGISTERED VOTERS - TOTAL . . . . .	811							
BALLOTS CAST - TOTAL . . . . .	92		15	0	68	9	0	0
VOTER TURNOUT - TOTAL . . . . .		11.34						

MIAMI: MAYOR  
 Vote for 1

Williams Alfred Armbrister Sr. . . . .	2	2.20	0	0	2	0	0	0
Christian Canache. . . . .	0		0	0	0	0	0	0
Cynthia Jaquith . . . . .	3	3.30	0	0	2	1	0	0
Francis X. Suarez. . . . .	86	94.51	15	0	63	8	0	0
Total . . . . .	91		15	0	67	9	0	0
Over Votes . . . . .	0		0	0	0	0	0	0
Under Votes . . . . .	1		0	0	1	0	0	0

MIAMI: AUTHORIZING GEN OBLIGATION BONDS  
 Vote for 1

For Bonds . . . . .	41	56.94	7	0	31	3	0	0
Against Bonds . . . . .	31	43.06	5	0	23	3	0	0
Total . . . . .	72		12	0	54	6	0	0
Over Votes . . . . .	1		0	0	1	0	0	0
Under Votes . . . . .	19		3	0	13	3	0	0

MIAMI: CHARTER AMEND, ALGD BAYSHORE LEASE  
 Vote for 1

Yes/Sp/Wi . . . . .	47	62.67	8	0	36	3	0	0
No/No/Non . . . . .	28	37.33	4	0	21	3	0	0
Total . . . . .	75		12	0	57	6	0	0
Over Votes . . . . .	0		0	0	0	0	0	0
Under Votes . . . . .	17		3	0	11	3	0	0

MIAMI: CHARTER AMEND, OAIG UNCLASS SERVICE  
 Vote for 1

Yes/Sp/Wi . . . . .	38	58.46	9	0	26	3	0	0
No/No/Non . . . . .	27	41.54	2	0	22	3	0	0
Total . . . . .	65		11	0	48	6	0	0
Over Votes . . . . .	0		0	0	0	0	0	0
Under Votes . . . . .	27		4	0	20	3	0	0

MIAMI: CHARTER AMEND, IAG EMPLOYEES  
 Vote for 1

Yes/Sp/Wi . . . . .	40	61.54	9	0	28	3	0	0
No/No/Non . . . . .	25	38.46	1	0	21	3	0	0
Total . . . . .	65		10	0	49	6	0	0
Over Votes . . . . .	0		0	0	0	0	0	0
Under Votes . . . . .	27		5	0	19	3	0	0

MIAMI

Fall Municipal Election  
November 7, 2017  
Miami-Dade County, FL

OFFICIAL RESULTS

Run Date:11/10/17 10:28 AM

Report EL30A Page 9911-02

9911 PRECINCT 991.1

MIAMI: CHARTER AMEND, FILL VACANCY

	TOTAL VOTES	%	ED OSS	ED IVO	VBM	EV OSS	EV IVO	PROV
Vote for 1								
Yes/Sp/Wi . . . . .	34	52.31	6	0	26	2	0	0
No/No/Non . . . . .	31	47.69	4	0	23	4	0	0
Total . . . . .	65		10	0	49	6	0	0
Over Votes . . . . .	0		0	0	0	0	0	0
Under Votes . . . . .	27		5	0	19	3	0	0

	TOTAL VOTES	%	ED OSS	ED IVO	VBM	EV OSS	EV IVO	PROV
REGISTERED VOTERS - TOTAL . . . . .	168							
BALLOTS CAST - TOTAL . . . . .	90							
VOTER TURNOUT - TOTAL . . . . .		53.57						

MIAMI: MAYOR  
 Vote for 1

Williams Alfred Armbrister Sr. . . . .	0		0	0	0	0	0	0
Christian Canache. . . . .	0		0	0	0	0	0	0
Cynthia Jaquith . . . . .	1	1.11	1	0	0	0	0	0
Francis X. Suarez. . . . .	89	98.89	61	0	27	1	0	0
Total . . . . .	90		62	0	27	1	0	0
Over Votes . . . . .	0		0	0	0	0	0	0
Under Votes . . . . .	0		0	0	0	0	0	0

MIAMI: AUTHORIZING GEN OBLIGATION BONDS  
 Vote for 1

For Bonds . . . . .	38	60.32	25	0	13	0	0	0
Against Bonds . . . . .	25	39.68	14	0	10	1	0	0
Total . . . . .	63		39	0	23	1	0	0
Over Votes . . . . .	0		0	0	0	0	0	0
Under Votes . . . . .	27		23	0	4	0	0	0

MIAMI: CHARTER AMEND, ALGD BAYSHORE LEASE  
 Vote for 1

Yes/Sp/Wi . . . . .	42	70.00	25	0	17	0	0	0
No/No/Non . . . . .	18	30.00	10	0	7	1	0	0
Total . . . . .	60		35	0	24	1	0	0
Over Votes . . . . .	1		0	0	1	0	0	0
Under Votes . . . . .	29		27	0	2	0	0	0

MIAMI: CHARTER AMEND, OAIG UNCLASS SERVICE  
 Vote for 1

Yes/Sp/Wi . . . . .	32	62.75	16	0	16	0	0	0
No/No/Non . . . . .	19	37.25	12	0	6	1	0	0
Total . . . . .	51		28	0	22	1	0	0
Over Votes . . . . .	0		0	0	0	0	0	0
Under Votes . . . . .	39		34	0	5	0	0	0

MIAMI: CHARTER AMEND, IAG EMPLOYEES  
 Vote for 1

Yes/Sp/Wi . . . . .	28	56.00	15	0	13	0	0	0
No/No/Non . . . . .	22	44.00	12	0	9	1	0	0
Total . . . . .	50		27	0	22	1	0	0
Over Votes . . . . .	0		0	0	0	0	0	0
Under Votes . . . . .	40		35	0	5	0	0	0



MIAMI

Fall Municipal Election  
November 7, 2017  
Miami-Dade County, FL

OFFICIAL RESULTS

Run Date:11/10/17 10:28 AM

Report EL30A Page 9920-02

9920 PRECINCT 992.0

MIAMI: CHARTER AMEND, FILL VACANCY

	TOTAL VOTES	%	ED OSS	ED IVO	VBM	EV OSS	EV IVO	PROV
Vote for 1								
Yes/Sp/Wi . . . . .	35	68.63	18	0	17	0	0	0
No/No/Non . . . . .	16	31.37	8	0	7	1	0	0
Total . . . . .	51		26	0	24	1	0	0
Over Votes . . . . .	0		0	0	0	0	0	0
Under Votes . . . . .	39		36	0	3	0	0	0

Run Date:11/10/17 10:28 AM

Report EL30A Page 9930-01

9930 PRECINCT 993.0

	TOTAL VOTES	%	ED OSS	ED IVO	VBM	EV OSS	EV IVO	PROV
REGISTERED VOTERS - TOTAL . . . . .	232							
BALLOTS CAST - TOTAL . . . . .	35		16	0	16	3	0	0
VOTER TURNOUT - TOTAL . . . . .		15.09						

MIAMI: MAYOR  
 Vote for 1

Williams Alfred Armbrister Sr. . . . .	3	9.09	1	0	0	2	0	0
Christian Canache. . . . .	1	3.03	0	0	1	0	0	0
Cynthia Jaquith . . . . .	3	9.09	3	0	0	0	0	0
Francis X. Suarez. . . . .	26	78.79	12	0	13	1	0	0
Total . . . . .	33		16	0	14	3	0	0
Over Votes . . . . .	0		0	0	0	0	0	0
Under Votes . . . . .	2		0	0	2	0	0	0

MIAMI: AUTHORIZING GEN OBLIGATION BONDS  
 Vote for 1

For Bonds . . . . .	24	68.57	12	0	9	3	0	0
Against Bonds . . . . .	11	31.43	4	0	7	0	0	0
Total . . . . .	35		16	0	16	3	0	0
Over Votes . . . . .	0		0	0	0	0	0	0
Under Votes . . . . .	0		0	0	0	0	0	0

MIAMI: CHARTER AMEND, ALGD BAYSHORE LEASE  
 Vote for 1

Yes/Sp/Wi . . . . .	20	58.82	9	0	8	3	0	0
No/No/Non . . . . .	14	41.18	6	0	8	0	0	0
Total . . . . .	34		15	0	16	3	0	0
Over Votes . . . . .	0		0	0	0	0	0	0
Under Votes . . . . .	1		1	0	0	0	0	0

MIAMI: CHARTER AMEND, OAIG UNCLASS SERVICE  
 Vote for 1

Yes/Sp/Wi . . . . .	31	91.18	13	0	16	2	0	0
No/No/Non . . . . .	3	8.82	2	0	0	1	0	0
Total . . . . .	34		15	0	16	3	0	0
Over Votes . . . . .	0		0	0	0	0	0	0
Under Votes . . . . .	1		1	0	0	0	0	0

MIAMI: CHARTER AMEND, IAG EMPLOYEES  
 Vote for 1

Yes/Sp/Wi . . . . .	27	79.41	11	0	14	2	0	0
No/No/Non . . . . .	7	20.59	4	0	2	1	0	0
Total . . . . .	34		15	0	16	3	0	0
Over Votes . . . . .	0		0	0	0	0	0	0
Under Votes . . . . .	1		1	0	0	0	0	0

MIAMI

Fall Municipal Election  
November 7, 2017  
Miami-Dade County, FL

OFFICIAL RESULTS

Run Date:11/10/17 10:28 AM

Report EL30A Page 9930-02

9930 PRECINCT 993.0

	TOTAL VOTES	%	ED OSS	ED IVO	VBM	EV OSS	EV IVO	PROV
MIAMI: CHARTER AMEND, FILL VACANCY								
Vote for 1								
Yes/Sp/Wi . . . . .	25	75.76	11	0	12	2	0	0
No/No/Non . . . . .	8	24.24	4	0	3	1	0	0
Total . . . . .	33		15	0	15	3	0	0
Over Votes . . . . .	0		0	0	0	0	0	0
Under Votes . . . . .	2		1	0	1	0	0	0

MIAMI

Fall Municipal Election  
November 7, 2017  
Miami-Dade County, FL

OFFICIAL RESULTS

Run Date:11/10/17 10:28 AM

Report EL30A Page 9940-01

9940 PRECINCT 994.0

	TOTAL VOTES	%	ED OSS	ED IVO	VBM	EV OSS	EV IVO	PROV
REGISTERED VOTERS - TOTAL . . . . .	792							
BALLOTS CAST - TOTAL . . . . .	165		65	0	87	13	0	0
VOTER TURNOUT - TOTAL . . . . .		20.83						

MIAMI: MAYOR

Vote for 1								
Williams Alfred Armbrister Sr. . . . .	2	1.27	0	0	2	0	0	0
Christian Canache . . . . .	2	1.27	1	0	1	0	0	0
Cynthia Jaquith . . . . .	9	5.70	4	0	5	0	0	0
Francis X. Suarez . . . . .	145	91.77	57	0	76	12	0	0
Total . . . . .	158		62	0	84	12	0	0
Over Votes . . . . .	0		0	0	0	0	0	0
Under Votes . . . . .	7		3	0	3	1	0	0

MIAMI: COMMISSIONER - DISTRICT 4

Vote for 1								
Manolo Reyes . . . . .	87	54.04	35	0	43	9	0	0
Ralph Rosado . . . . .	65	40.37	26	0	35	4	0	0
Denise Galvez Turros . . . . .	9	5.59	2	0	7	0	0	0
Total . . . . .	161		63	0	85	13	0	0
Over Votes . . . . .	0		0	0	0	0	0	0
Under Votes . . . . .	4		2	0	2	0	0	0

MIAMI: AUTHORIZING GEN OBLIGATION BONDS

Vote for 1								
For Bonds . . . . .	55	37.16	23	0	29	3	0	0
Against Bonds . . . . .	93	62.84	34	0	50	9	0	0
Total . . . . .	148		57	0	79	12	0	0
Over Votes . . . . .	0		0	0	0	0	0	0
Under Votes . . . . .	17		8	0	8	1	0	0

MIAMI: CHARTER AMEND, ALGD BAYSHORE LEASE

Vote for 1								
Yes/So/Wi . . . . .	85	59.44	30	0	48	7	0	0
No/No/Non . . . . .	58	40.56	23	0	31	4	0	0
Total . . . . .	143		53	0	79	11	0	0
Over Votes . . . . .	0		0	0	0	0	0	0
Under Votes . . . . .	22		12	0	8	2	0	0

MIAMI: CHARTER AMEND, OAIG UNCLASS SERVICE

Vote for 1								
Yes/So/Wi . . . . .	90	64.75	38	0	45	7	0	0
No/No/Non . . . . .	49	35.25	12	0	32	5	0	0
Total . . . . .	139		50	0	77	12	0	0
Over Votes . . . . .	1		0	0	1	0	0	0
Under Votes . . . . .	25		15	0	9	1	0	0

MIAMI

Fall Municipal Election  
November 7, 2017  
Miami-Dade County, FL

OFFICIAL RESULTS

Run Date:11/10/17 10:28 AM

Report EL30A Page 9940-02

9940 PRECINCT 994.0

	TOTAL VOTES	%	ED OSS	ED IVO	VBM	EV OSS	EV IVO	PROV
MIAMI: CHARTER AMEND, IAG EMPLOYEES								
Vote for 1								
Yes/Sp/Wi . . . . .	92	63.89	36	0	48	8	0	0
No/No/Non . . . . .	52	36.11	18	0	30	4	0	0
Total . . . . .	144		54	0	78	12	0	0
Over Votes . . . . .	1		0	0	1	0	0	0
Under Votes . . . . .	20		11	0	8	1	0	0
MIAMI: CHARTER AMEND, FILL VACANCY								
Vote for 1								
Yes/Sp/Wi . . . . .	72	50.35	26	0	45	1	0	0
No/No/Non . . . . .	71	49.65	26	0	34	11	0	0
Total . . . . .	143		52	0	79	12	0	0
Over Votes . . . . .	0		0	0	0	0	0	0
Under Votes . . . . .	22		13	0	8	1	0	0

MIAMI

Fall Municipal Election  
November 7, 2017  
Miami-Dade County, FL

OFFICIAL RESULTS

Run Date:11/10/17 10:28 AM

Report EL30A Page 9950-01

9950 PRECINCT 995.0

	TOTAL VOTES	%	ED OSS	ED IVO	VBM	EV OSS	EV IVO	PROV
REGISTERED VOTERS - TOTAL	2,798							
BALLOTS CAST - TOTAL	185		46	0	120	19	0	0
VOTER TURNOUT - TOTAL		6.61						

MIAMI: MAYOR

Vote for 1								
Williams Alfred Armbrister Sr.	7	4.12	2	0	4	1	0	0
Christian Canache	13	7.65	3	0	10	0	0	0
Cynthia Jaquith	15	8.82	4	0	11	0	0	0
Francis X. Suarez	135	79.41	35	0	83	17	0	0
Total	170		44	0	108	18	0	0
Over Votes	0		0	0	0	0	0	0
Under Votes	15		2	0	12	1	0	0

MIAMI: AUTHORIZING GEN OBLIGATION BONDS

Vote for 1								
For Bonds	144	78.69	37	0	92	15	0	0
Against Bonds	39	21.31	8	0	27	4	0	0
Total	183		45	0	119	19	0	0
Over Votes	1		0	0	1	0	0	0
Under Votes	1		1	0	0	0	0	0

MIAMI: CHARTER AMEND, ALGD BAYSHORE LEASE

Vote for 1								
Yes/Sp/Wi	133	73.48	33	0	87	13	0	0
No/No/Non	48	26.52	12	0	30	6	0	0
Total	181		45	0	117	19	0	0
Over Votes	1		0	0	1	0	0	0
Under Votes	3		1	0	2	0	0	0

MIAMI: CHARTER AMEND, OAIG UNCLASS SERVICE

Vote for 1								
Yes/Sp/Wi	149	87.13	36	0	97	16	0	0
No/No/Non	22	12.87	4	0	15	3	0	0
Total	171		40	0	112	19	0	0
Over Votes	0		0	0	0	0	0	0
Under Votes	14		6	0	8	0	0	0

MIAMI: CHARTER AMEND, IAG EMPLOYEES

Vote for 1								
Yes/Sp/Wi	144	84.71	34	0	94	16	0	0
No/No/Non	26	15.29	6	0	17	3	0	0
Total	170		40	0	111	19	0	0
Over Votes	0		0	0	0	0	0	0
Under Votes	15		6	0	9	0	0	0

MIAMI

Fall Municipal Election  
November 7, 2017  
Miami-Dade County, FL

OFFICIAL RESULTS

Run Date:11/10/17 10:28 AM

Report EL30A Page 9950-02

9950 PRECINCT 995.0

MIAMI: CHARTER AMEND, FILL VACANCY

	TOTAL VOTES	%	ED OSS	ED IVO	VBM	EV OSS	EV IVO	PROV
Vote for 1								
Yes/Sp/Wi . . . . .	124	73.37	30	0	79	15	0	0
No/No/Non . . . . .	45	26.63	9	0	33	3	0	0
Total . . . . .	169		39	0	112	18	0	0
Over Votes . . . . .	0		0	0	0	0	0	0
Under Votes . . . . .	16		7	0	8	1	0	0

Run Date:11/10/17 10:28 AM

Report EL30A Page 9960-01

9960 PRECINCT 996.0

	TOTAL VOTES	%	ED OSS	ED IVO	VBM	EV OSS	EV IVO	PROV
REGISTERED VOTERS - TOTAL . . . . .	1,707							
BALLOTS CAST - TOTAL . . . . .	123		39	0	73	11	0	0
VOTER TURNOUT - TOTAL . . . . .		7.21						

MIAMI: MAYOR  
 Vote for 1

Williams Alfred Armbrister Sr. . . . .	11	9.73	1	0	9	1	0	0
Christian Canache. . . . .	17	15.04	4	0	12	1	0	0
Cynthia Jaquith . . . . .	15	13.27	11	0	4	0	0	0
Francis X. Suarez. . . . .	70	61.95	21	0	40	9	0	0
Total . . . . .	113		37	0	65	11	0	0
Over Votes . . . . .	0		0	0	0	0	0	0
Under Votes . . . . .	10		2	0	8	0	0	0

MIAMI: AUTHORIZING GEN OBLIGATION BONDS  
 Vote for 1

For Bonds . . . . .	102	83.61	34	0	58	10	0	0
Against Bonds . . . . .	20	16.39	5	0	14	1	0	0
Total . . . . .	122		39	0	72	11	0	0
Over Votes . . . . .	0		0	0	0	0	0	0
Under Votes . . . . .	1		0	0	1	0	0	0

MIAMI: CHARTER AMEND, ALGD BAYSHORE LEASE  
 Vote for 1

Yes/Sp/Wi . . . . .	89	74.17	30	0	50	9	0	0
No/No/Non . . . . .	31	25.83	8	0	21	2	0	0
Total . . . . .	120		38	0	71	11	0	0
Over Votes . . . . .	0		0	0	0	0	0	0
Under Votes . . . . .	3		1	0	2	0	0	0

MIAMI: CHARTER AMEND, OAIG UNCLASS SERVICE  
 Vote for 1

Yes/Sp/Wi . . . . .	107	89.17	33	0	64	10	0	0
No/No/Non . . . . .	13	10.83	4	0	8	1	0	0
Total . . . . .	120		37	0	72	11	0	0
Over Votes . . . . .	0		0	0	0	0	0	0
Under Votes . . . . .	3		2	0	1	0	0	0

MIAMI: CHARTER AMEND, IAG EMPLOYEES  
 Vote for 1

Yes/Sp/Wi . . . . .	109	90.83	34	0	64	11	0	0
No/No/Non . . . . .	11	9.17	3	0	8	0	0	0
Total . . . . .	120		37	0	72	11	0	0
Over Votes . . . . .	0		0	0	0	0	0	0
Under Votes . . . . .	3		2	0	1	0	0	0



MIAMI

Fall Municipal Election  
November 7, 2017  
Miami-Dade County, FL

OFFICIAL RESULTS

Run Date:11/10/17 10:28 AM

Report EL30A Page 9960-02

9960 PRECINCT 996.0

MIAMI: CHARTER AMEND, FILL VACANCY

	TOTAL VOTES	%	ED OSS	ED IVO	VBM	EV OSS	EV IVO	PROV
Vote for 1								
Yes/Sp/Wi . . . . .	80	67.23	28	0	47	5	0	0
No/No/Non . . . . .	39	32.77	8	0	25	6	0	0
Total . . . . .	119		36	0	72	11	0	0
Over Votes . . . . .	0		0	0	0	0	0	0
Under Votes . . . . .	4		3	0	1	0	0	0

Run Date:11/10/17 10:28 AM

Report EL30A Page 9970-01

9970 PRECINCT 997.0

	TOTAL VOTES	%	ED OSS	ED IVO	VBM	EV OSS	EV IVO	PROV
REGISTERED VOTERS - TOTAL . . . . .	441							
BALLOTS CAST - TOTAL . . . . .	84		20	0	57	7	0	0
VOTER TURNOUT - TOTAL . . . . .		19.05						

MIAMI: MAYOR

Vote for 1								
Williams Alfred Armbrister Sr. . . . .	3	3.85	0	0	2	1	0	0
Christian Canache. . . . .	2	2.56	2	0	0	0	0	0
Cynthia Jaquith . . . . .	5	6.41	2	0	3	0	0	0
Francis X. Suarez. . . . .	68	87.18	15	0	49	4	0	0
Total . . . . .	78		19	0	54	5	0	0
Over Votes . . . . .	0		0	0	0	0	0	0
Under Votes . . . . .	6		1	0	3	2	0	0

MIAMI: COMMISSIONER - DISTRICT 3

Vote for 1								
Zoraida A. Barreiro . . . . .	6	7.32	3	0	3	0	0	0
Joe Carollo. . . . .	21	25.61	4	0	17	0	0	0
Alex Dominguez. . . . .	1	1.22	0	0	1	0	0	0
Alfonso "Alfie" Leon. . . . .	25	30.49	5	0	19	1	0	0
Tomas Regalado. . . . .	19	23.17	2	0	14	3	0	0
Miguel Soliman. . . . .	5	6.10	0	0	3	2	0	0
Jose Suarez. . . . .	5	6.10	4	0	0	1	0	0
Total . . . . .	82		18	0	57	7	0	0
Over Votes . . . . .	0		0	0	0	0	0	0
Under Votes . . . . .	2		2	0	0	0	0	0

MIAMI: AUTHORIZING GEN OBLIGATION BONDS

Vote for 1								
For Bonds . . . . .	29	36.71	4	0	24	1	0	0
Against Bonds . . . . .	50	63.29	14	0	32	4	0	0
Total . . . . .	79		18	0	56	5	0	0
Over Votes . . . . .	0		0	0	0	0	0	0
Under Votes . . . . .	5		2	0	1	2	0	0

MIAMI: CHARTER AMEND, ALGD BAYSHORE LEASE

Vote for 1								
Yes/So/Wi . . . . .	44	58.67	9	0	34	1	0	0
No/No/Non . . . . .	31	41.33	8	0	19	4	0	0
Total . . . . .	75		17	0	53	5	0	0
Over Votes . . . . .	0		0	0	0	0	0	0
Under Votes . . . . .	9		3	0	4	2	0	0

MIAMI

Fall Municipal Election  
November 7, 2017  
Miami-Dade County, FL

OFFICIAL RESULTS

Run Date:11/10/17 10:28 AM

Report EL30A Page 9970-02

9970 PRECINCT 997.0

	TOTAL VOTES	%	ED OSS	ED IVO	VBM	EV OSS	EV IVO	PROV
MIAMI: CHARTER AMEND, OAIG UNCLASS SERVICE								
Vote for 1								
Yes/Sø/Wi . . . . .	41	60.29	8	0	33	0	0	0
No/No/Non . . . . .	27	39.71	7	0	18	2	0	0
Total . . . . .	68		15	0	51	2	0	0
Over Votes . . . . .	0		0	0	0	0	0	0
Under Votes . . . . .	16		5	0	6	5	0	0
MIAMI: CHARTER AMEND, IAG EMPLOYEES								
Vote for 1								
Yes/Sø/Wi . . . . .	38	56.72	8	0	30	0	0	0
No/No/Non . . . . .	29	43.28	7	0	18	4	0	0
Total . . . . .	67		15	0	48	4	0	0
Over Votes . . . . .	1		0	0	1	0	0	0
Under Votes . . . . .	16		5	0	8	3	0	0
MIAMI: CHARTER AMEND, FILL VACANCY								
Vote for 1								
Yes/Sø/Wi . . . . .	37	52.86	6	0	31	0	0	0
No/No/Non . . . . .	33	47.14	10	0	19	4	0	0
Total . . . . .	70		16	0	50	4	0	0
Over Votes . . . . .	1		0	0	1	0	0	0
Under Votes . . . . .	13		4	0	6	3	0	0

	TOTAL VOTES	%	ED OSS	ED IVO	VBM	EV OSS	EV IVO	PROV
REGISTERED VOTERS - TOTAL . . . . .	311							
BALLOTS CAST - TOTAL . . . . .	18		5	0	11	2	0	0
VOTER TURNOUT - TOTAL . . . . .		5.79						

MIAMI: MAYOR  
 Vote for 1

Williams Alfred Armbrister Sr. . . . .	0		0	0	0	0	0	0
Christian Canache. . . . .	0		0	0	0	0	0	0
Cynthia Jaquith . . . . .	2	11.76	0	0	2	0	0	0
Francis X. Suarez. . . . .	15	88.24	5	0	8	2	0	0
Total . . . . .	17		5	0	10	2	0	0
Over Votes . . . . .	0		0	0	0	0	0	0
Under Votes . . . . .	1		0	0	1	0	0	0

MIAMI: AUTHORIZING GEN OBLIGATION BONDS  
 Vote for 1

For Bonds . . . . .	8	50.00	3	0	3	2	0	0
Against Bonds . . . . .	8	50.00	2	0	6	0	0	0
Total . . . . .	16		5	0	9	2	0	0
Over Votes . . . . .	0		0	0	0	0	0	0
Under Votes . . . . .	2		0	0	2	0	0	0

MIAMI: CHARTER AMEND, ALGD BAYSHORE LEASE  
 Vote for 1

Yes/Sp/Wi . . . . .	8	44.44	2	0	5	1	0	0
No/No/Non . . . . .	10	55.56	3	0	6	1	0	0
Total . . . . .	18		5	0	11	2	0	0
Over Votes . . . . .	0		0	0	0	0	0	0
Under Votes . . . . .	0		0	0	0	0	0	0

MIAMI: CHARTER AMEND, OAIG UNCLASS SERVICE  
 Vote for 1

Yes/Sp/Wi . . . . .	15	88.24	3	0	10	2	0	0
No/No/Non . . . . .	2	11.76	2	0	0	0	0	0
Total . . . . .	17		5	0	10	2	0	0
Over Votes . . . . .	0		0	0	0	0	0	0
Under Votes . . . . .	1		0	0	1	0	0	0

MIAMI: CHARTER AMEND, IAG EMPLOYEES  
 Vote for 1

Yes/Sp/Wi . . . . .	16	94.12	4	0	10	2	0	0
No/No/Non . . . . .	1	5.88	1	0	0	0	0	0
Total . . . . .	17		5	0	10	2	0	0
Over Votes . . . . .	0		0	0	0	0	0	0
Under Votes . . . . .	1		0	0	1	0	0	0

MIAMI

Fall Municipal Election  
November 7, 2017  
Miami-Dade County, FL

OFFICIAL RESULTS

Run Date:11/10/17 10:28 AM

Report EL30A Page 9990-02

9990 PRECINCT 999.0

	TOTAL VOTES	%	ED OSS	ED IVO	VBM	EV OSS	EV IVO	PROV
MIAMI: CHARTER AMEND, FILL VACANCY								
Vote for 1								
Yes/Sp/Wi . . . . .	14	77.78	3	0	9	2	0	0
No/No/Non . . . . .	4	22.22	2	0	2	0	0	0
Total . . . . .	18		5	0	11	2	0	0
Over Votes . . . . .	0		0	0	0	0	0	0
Under Votes . . . . .	0		0	0	0	0	0	0