

CITY OF MIAMI
UTILITY WORK SCHEDULE

UTILITIES
Page 1 of 3

Project Number: B-30833 Commission District: 2
 Project Name: SW 1 Ave, SW 7 ST-SW 15 RD
 Utility Agency/Owner (UAO): Florida Power & Light Distribution

A. Summary of Utility Work And Execution			
NON-CONSTRUCTED ITEMS	ESTIMATED CALENDAR DAYS	CONSTRUCTION ITEMS	ESTIMATED CALENDAR DAYS
Total Preliminary	60	Total Prior Project Construction	0
Total Material Procurement	30	Total During Project Construction	20
Total Right-of-Way Acquisition	0		
Total Other	30		




This document has been developed as the method for a Utility Agency/Owner (UAO) to transmit to the City of Miami, the Contractor, and other right-of-way users, the location, relocation, adjustment, installation, and/or protection of their facilities, on this City of Miami project. The following data is based on City of Miami preliminary construction plans dated 6/22/15. Any deviation by the City of Miami or its contractor from the plans, as provided, may render this work schedule null and void. Upon notification by the City of Miami of such change, this utility may require additional days for assessment and negotiation of a new work schedule. This UAO is not responsible for events beyond the control of the UAO that could not reasonably be anticipated by the UAO and which could not be avoided by the UAO with the exercise of due diligence at the time of the occurrence. The UAO agrees to notify the City of Miami in writing prior to starting, stopping, resuming, or completing work.

UAO Project Representative: Karen Lund Telephone Number: 305-442-5290 E-Mail: karen.lund@fpl.com
 UAO Field Representative: _____ Telephone Number: _____ E-Mail: _____
 UAO Field Representative: _____ Telephone Number: _____ E-Mail: _____
 UAO Field Representative: _____ Telephone Number: _____ E-Mail: _____

This document is a printout of a City of Miami form maintained in an electronic format and all revisions thereto by the UAO in the form of additions, deletions, or substitutions are reflected only in an Appendix entitled "Changes to Form Document" and no change is made in the text of the document itself. Hand notations on affected portions of this document may refer to changes reflected in the above-named Appendix but are for reference purposes only and do not change the terms of the document. By signing this document, the UAO hereby represents that no change has been made to the text of this document except through the terms of the appendix entitled "Changes to Form Document".

You MUST signify by selecting or checking which of the following applies:

- No changes to forms document
 Appendix "Changes to Forms Document" is attached. ___ Number of Attachment Pages.

Authorized Utility Agent:	*Engineer of Record (EOR):	Acceptance by the City of Miami Utilities:
		
(Signature) Karen Lund	(Signature) Eithel of Sierra	(Signature) Orlando Alencar
(Printed Name) Utility Coordinator	(Printed Name) EOR	(Printed Name) Project Manager
(Title) 7/9/2015	(Title) 9/29/16	(Title) 9/30/16
(Date)	(Date)	(Date)

(*When requested by the City of Miami, the EOR will attest to compatibility of plans, specifications, and Utility Work Schedule)

UTILITY WORK SCHEDULE

<p>Project Number: B-30833</p>	<p>Commission District: 2</p>
<p>Project Name: SW 1 Ave, SW 7 ST-SW 15 RD</p>	
<p>Utility Agency/Owner (UAO): Florida Power & Light Distribution</p>	
<p>B. Special Conditions / Constraints</p>	
<ol style="list-style-type: none"> 1. All work to be completed during normal FPL working hours (8:00 AM to 4:00 PM, Monday – Friday). 2. FPL will not be liable for any down time claims, in whole or part, by the City of Miami Contractor, which are due to delays caused by any other Utility or Contractor involved in this project. 3. Construction days lost during the work by FPL caused by inclement weather, storm restoration activities or City of Miami Contractor delays may void the time frames with this relocation schedule. 4. All existing FPL facilities must remain in place and energized until the new facilities are installed and operational. 5. The roadway Contractor and all of his sub-contractors must abide by all OSHA Rules and Regulations regarding clearances to FPL's energized electrical facilities. 6. City of Miami Contractor to maintain a minimum distance of 5 feet from excavating, digging, trenching, or the likes; to any FPL pole bases and/or down guys. 7. In case of any unforeseen conflicts, FPL will require 30 days lead time to respond. 8. Prior to FPL adjusting Manholes, City of Miami Contractor to determine and provide written dimensions to FPL and grade stakes; with a minimum of 4 weeks lead time for scheduling. 9. FPL calls your attention to the fact that there are energized high voltage electric lines located in the area of this project. It is imperative that you visually survey the area, and that you also take the necessary steps to identify all Underground facilities prior to commencing construction and determine whether the construction of any proposed improvement will bring any person, tool, machinery, equipment or object closer to FPL's power lines than the OSHA-prescribed limits. Please before digging make sure to contact Florida One-Call Sunshine to locate FPL's facilities. 10. The type of equipment used in the installation of mast arm/foundations, overhead/cantilever signs/foundations, and the movement/installation of strain poles shall meet the following requirements: 1) Overhead lines shall stay in place both vertically and horizontally 2) Contractor shall meet all applicable OSHA requirements. Any cost associated with this type of equipment required for this installation is included in the related pay items. 11. Overhead electrical facilities to remain energized and in place. Table A Minimum Clearance Distances specified in Subpart CC of OSHA Rule 1926 (as they pertain to crane/derrick operations), and/or those minimum distances specified in 29 CFR 1910.333(c)(3)(i)(A) and (iii)(A) for work in proximity to power lines not covered by this Subpart CC, must be maintained. 12. Relocation/removal of FPL streetlights that serve the City of Miami right of ways is reimbursable per FPL Electric Tariff 9101-F01 and 2012 Florida Statute 337.403(1)(d). Payment is due prior to construction. 	

UTILITY WORK SCHEDULE

Project Number: B-30833		Commission District: 2		
Project Name: SW 1 Ave, SW 7 ST-SW 15 RD				
Utility Agency/Owner (UAO): Florida Power & Light Distribution				
C. Disposition of Facilities (List All Existing & Proposed) on Project:				
UTILITY FACILITIES BY STATUS/ TYPE / SIZE / MATERIAL / OFFSET TO BASELINE FROM STA TO STA	DESCRIPTION OF UTILITY WORK	DEPENDENT ACTIVITIES	M.O.T. PHASE NUMBER	CONSECUTIVE CALENDAR DAYS
1. All Distribution Pole lines and attachments (23KV and below) within the boundaries of this project.	Facilities to remain in place and energized.	n/a	n/a	n/a
2. All Distribution Buried lines (23KV and below) within the boundaries of this project.	Facilities to remain in place and energized.	n/a	n/a	n/a
3. Manhole lids at the following approx. stas: 10+87 14' RT (BL SW 1 AVE) 12+90 14' RT (BL SW 1 AVE) 14+38 6' RT (BL SW 1 AVE) 12+20 2' LT (BL SW 1 AVE) 22+05 10' RT (BL SW 1 AVE) 25+55 9' LT (BL SW 1 AVE) 28+38 2' RT (BL SW 1 AVE) 28+94 15' RT (BL SW 1 AVE) 29+25 0' RT (BL SW 1 AVE) 31+81 5' RT (BL SW 1 AVE) 33+05 5' RT (BL SW 1 AVE) 33+33 18' RT (BL SW 1 AVE) 35+60 24' LT (BL SW 1 AVE) 35+85 24' RT (BL SW 1 AVE) 38+83 22' RT (BL SW 1 AVE)	To be adjusted to final grade if necessary	Section B, Item 8	during const.	20