


DEPARTMENT OF PUBLIC WORKS

BULLETIN NO. 44

Subject: RULES FOR PLACEMENT, SCREENING AND MAINTENANCE OF ABOVE
GROUND UTILITY CABINETS

Issue Date: 4/7/09

Prepared by: Leonard J. Helmers, P.E., Professional Engineer IV.

APPROVED: 
Stephanie N. Grindell, P.E.
Director

The purpose of this bulletin is to provide the rules for the placement, screening and maintenance of above ground utility cabinets installed within the City of Miami.

When any person, entity or agency desires to install an above ground utility cabinet in any public street, sidewalk or easement, whether the same is paved or unpaved, or cause the same to be done, application shall be made to the Director of Public Works for permission therefore in accordance with City of Miami Code Section 54-42.

PLACEMENT OF UTILITY CABINETS WITHIN CITY OF MIAMI AND MIAMI-DADE
COUNTY MAINTAINED ROADWAYS AND EASEMENTS

1. Cabinets over thirty (30) inches in height above the street grade are not permitted within the street intersection visibility triangles (Engineering Standard Misc. 35-85-109A) or the driveway visibility triangles extended into the public right of way (Zoning Ordinance Section 908.11).
2. Cabinets shall be located a minimum of four (4) feet from the edge of pavement on streets without curbs and a minimum of two (2) feet from the back of curb on streets with curbs.
3. Cabinets shall be located a minimum of ten (10) feet from the edge of a driveway.
4. Placement of cabinets within street medians should be avoided. Side parkways shall be preferred location.
5. Cabinets shall be located as close as practicable to lot lines dividing properties.

6. Placement of cabinets within sidewalks shall be avoided. In those special cases where cabinets are permitted within the sidewalk area, the applicant shall provide continuous, A.D.A. complaint sidewalk past the cabinet.
7. Prior written approval from the Director of Public Works must be obtained in each instance for the placement of "bollards" and other protective devices adjacent to utility cabinets.
8. Utility cabinets shall not be located within vehicular travel lanes or parking lanes.
9. The applicant shall contact the appropriate City of Miami Neighborhood Enhancement Team (NET) office and obtain approval for the location of each cabinet. A written or electronic response from the NET Administrator shall be included in the excavation permit application submittal.
10. The applicant shall notify the property owner(s) adjacent to the proposed utility cabinet location by certified mail of its intent to install a cabinet at that location. The letter shall include contact information for the applicant and the City of Miami Public Works Department. A copy of the certified letter to the property owners(s) and all responses, if any, from the property owner(s) shall be included in the excavation permit application submittal.
11. The color of the utility cabinet shall be the manufacturer's standard color. Custom colors shall not be permitted unless prior written approval from the Director of Public Works is obtained in each instance.

SCREENING OF UTILITY CABINETS ON ALL ROADWAYS AND EASEMENTS WITHIN THE CITY OF MIAMI

1. All utility cabinets over thirty (30) inches in height and / or more than five (5) square feet in footprint area shall be screened with the planting and maintaining of shrubs by the utility cabinet owners in accordance with this bulletin.
2. The location and planting of the shrubs shall be in accordance with the attached typical drawings entitled "Screening for Cabinet Installation" and "Shrub Planting."
3. The type and size specification for the shrubs shall be in accordance with the attached list entitled "Suggested Evergreen Shrubs for Visual Screening of Above Ground Utility Cabinets."

MAINTENANCE OF UTILITY CABINETS ON ALL ROADWAYS AND EASEMENTS WITHIN THE CITY OF MIAMI

1. The owner of the utility cabinet shall maintain the cabinet, mounting slab and appurtenances

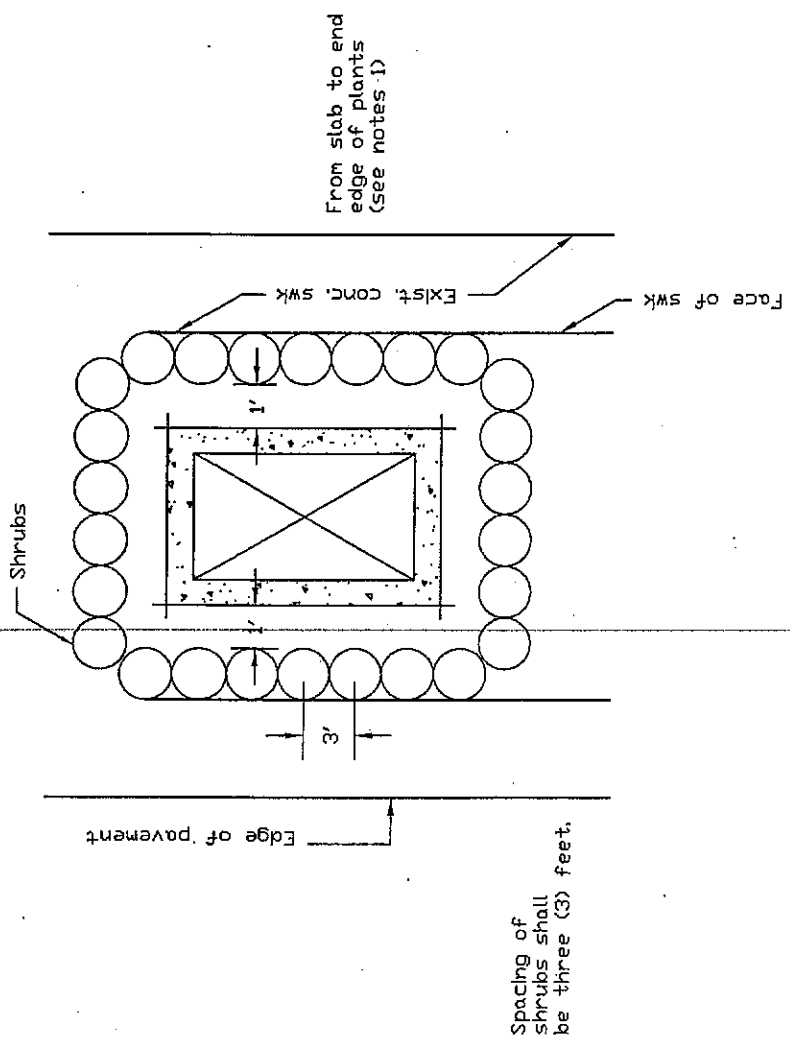
in good order at all times that the cabinet is located within the public right of way. To maintain shall mean to repair and / or replace damaged, destroyed, tilted and vandalized components and to remove graffiti.

2. The owner of the utility cabinet shall maintain the screening material (shrubs) at all times that the cabinet is located within the public right of way. To maintain shall mean removal of weeds and overgrown groundcover between the shrubs and between the shrubs and cabinet, trimming shrubs to the specified width and height shown on the attached typical drawings, replacing dead, diseased, damage and missing shrubs.

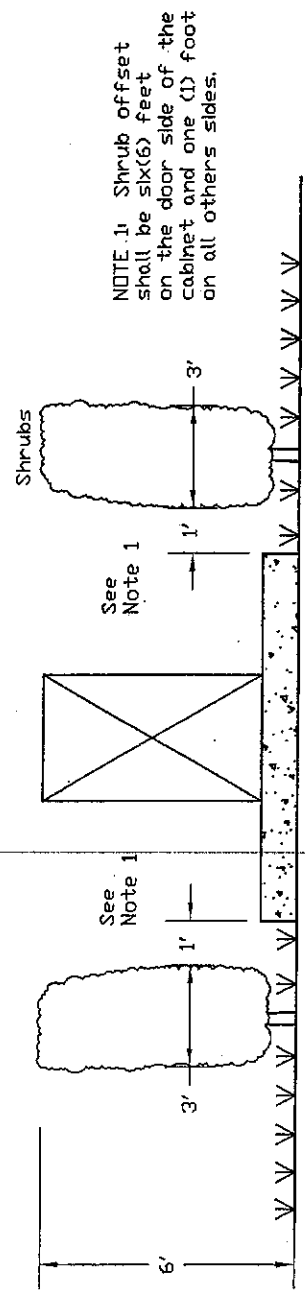
SPECIAL CONSIDERATIONS

1. The rules contained in this bulletin shall not be applicable to traffic signalization control cabinets.
 2. Screening of utility cabinets located within "Industrial (I)" zoning districts, in accordance with City of Miami Zoning Ordinance 11000, Article 4, Section 401, Schedule of District Regulations, shall not be required.
 3. A Florida Department of Transportation permit is required for all installations on State roadways. Screening of utility cabinets will be required on State roadways.
 4. No adjustments or waivers of these rules will be allowed unless prior written approval from the Director of Public Works is obtained in each instance.
-

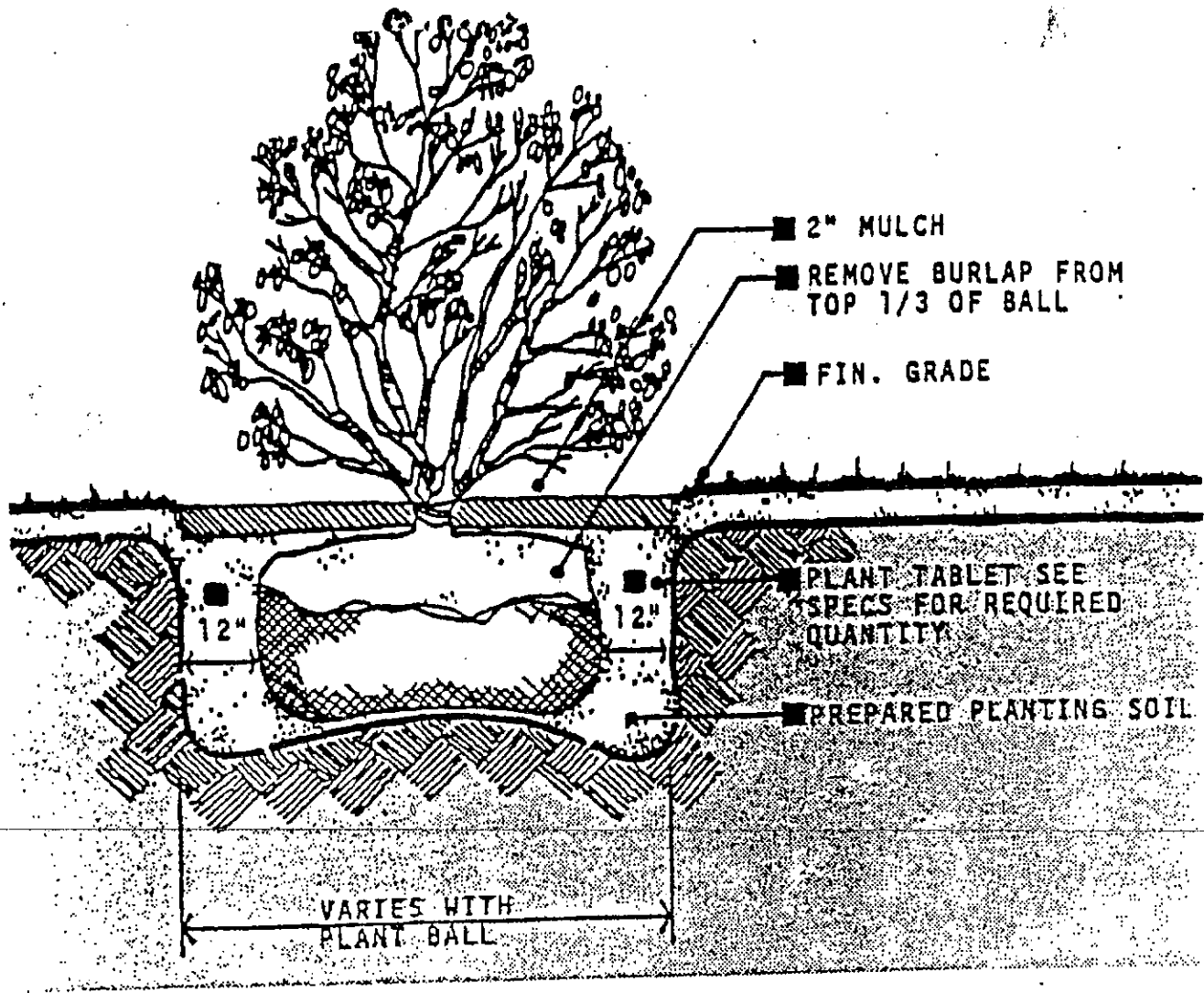
SCREENING FOR CABINET INSTALLATION



Spacing of shrubs shall be three (3) feet.



NOTE 1: Shrub offset shall be six(6) feet on the door side of the cabinet and one (1) foot on all others sides.



SHRUB PLANTING

Suggested Evergreen Shrubs for Visual Screening of Above Ground Utility Cabinets

<u>Botanical Name / Common Name</u>	<u>Size specifications</u>
Conocarpus erectus / Green Buttonwood	6'ht. x 3'spread, Full to the base
Conocarpus erectus 'sericeus' / Silver Buttonwood	Same spec.
Clusia guttifera / Small-Leafed Clusia	Same spec.
Ligustrum japonicum / Glossy Privet	Same spec.
Murraya paniculata / Orange Jasmine	Same spec.
Podocarpus macrophyllus / Japanese Yew	Same spec.
Viburnum suspensum / Sandankwa Viburnum	Same spec.
Viburnum odoratissimum / Sweet Viburnum	Same spec.

Note: Shrub species other than those listed above will require approval by City Engineer or other designated City staff member prior to planting.
